

A Model for Granular Texture with Steric Exclusion

H. Trodec¹, F. Radjai¹, S. Roux², and J.C. Charmet³

¹ *LMGC, CNRS-Université Montpellier II,*

Place Eugène Bataillon, 34095 Montpellier cedex, France.

² *Laboratoire Surface du Verre et Interfaces, CNRS-Saint Gobain,*
39 Quai Lucien Lefranc, 93303 Aubervilliers Cedex, France.

³ *LPMMH, ESPCI, 10 rue Vauquelin, 75231 Paris Cedex 05, France.*

We propose a new method to characterize the geometrical texture of a granular packing at the particle scale including the steric hindrance effect. This method is based on the assumption of a maximum disorder (entropy) compatible both with strain-induced anisotropy of the contact network and steric exclusions. We show that the predicted statistics for the local configurations is in a fairly agreement with our numerical data.

In modeling granular media from a microscopic point of view, one is naturally led to consider a fundamental question: how do the properties of the spatial organization of particles control the behaviour at the macroscopic scale? A major difficulty is that the effects arising from the geometrical frustration of particles prevail due to hard core exclusions, and thus the standard methods developed for multibody systems fail as such to provide a satisfactory description of many subtle structural features of a granular medium.

The most basic effect of mutual exclusions is that a particle may be simultaneously touched by only a few neighbouring particles. The coordination number (the number of touching neighbours) cannot exceed 6 in a 2D assembly of particles of nearly the same size and 12 in a 3D packing. These *local environments* fluctuate strongly in space both in terms of the coordination number and the angular positions of the neighbours.

Another basic observation is that the relative angular positions of the particles i.e. the directions of the contact normals are not isotropically distributed [1,2].

The adequate description of local environments including these geometrical features, i.e. a combination of excluded-volume constraints, disorder and anisotropy, is a crucial step in tracing back the failure and flow properties of granular materials to the particle scale. Consider, for instance, a granular packing in statistical equilibrium. The force balance on a particle involves the angular positions of the few neighbours belonging to the local environment. The fact that two neighbours may not occupy two angular positions separated by an angle smaller than a finite angle $\delta\theta$ (approximately $\frac{\pi}{3}$ for particles of nearly the same size, see figure 1) reduces drastically the accessible equilibrium states of the particle and hence that of the whole packing. This effect is even more critical at incipient failure and for larger anisotropies of the contact directions. While the texture anisotropy has been considered by several authors in the past [1], the key role of steric exclusions has been almost completely disregarded in micro-macro models of the quasi-static rheology of granular materials.

In this paper, we propose a model that allows to construct local environments incorporating both the steric exclusions and generic disorder of granular media from the global geometrical texture described in terms of the directions of interparticular contacts or the corresponding anisotropy. The basic assumption of our model is a *maximum directional disorder* consistent both with the texture anisotropy and with steric constraints. We apply our approach to a two-dimensional medium and solve the resulting equation. The predicted statistics of local environments will then be compared with raw data from numerical simulations.

Let us consider the simple model of a 2D granular assembly of rigid disks. In simulations or experiments in 2D geometry, a weak polydispersity is necessary to avoid local crystalline order. In our theoretical description, as we shall see below, the geometrical disorder is explicitly taken into account through the coordination number and the contact directions. We may thus assume that particles are of the same size, and the steric hindrance will be characterized by a single exclusion angle $\delta\theta = \pi/3$.

The directional organization of the contact network is described by the probability density of contact normals $p(\theta)$ [4–7]. This is the probability that a given particle has a contact along the direction parametrized by θ , the polar angle of the contact normal \vec{n} ; figure 1. This distribution is induced by the relative motions of particles, and so it essentially reflects the deformation history or the dynamics of the preparation process. The function $p(\theta)$ is π -periodic. It is often assumed that it can be approximated by its truncated Fourier transform [6]

$$p(\theta) = \frac{1}{\pi} \{1 + a \cos 2(\theta - \theta_p)\}, \quad (1)$$

where a represents the anisotropy of the texture and θ_p is the average contact direction. This functional form is reasonable for a simple deformation history, but it may considerably deviate from this simple form otherwise [5,7]. In order to bypass a particular fitting form such as equation 1 for characterizing the anisotropy, one may more generally construct the “fabric tensor” $\mathbf{F} \equiv \langle \vec{n} \otimes \vec{n} \rangle$

where the brackets denote averaging over all contacts in a representative element of volume, and \otimes is the dyadic product [8,9]. Then, the texture anisotropy a is defined to be $a = 2|F_1 - F_2|$ where F_1 and F_2 are the eigenvalues of \mathbf{F} .

A richer description of the texture is provided by the probability density $f_z(\theta)$ that a particle with z contacts has one contact along θ . This function is defined over the range $[0, 2\pi]$. Like $p(\theta)$, it can be Fourier expanded, but the corresponding anisotropy coefficients now will depend on z . At leading order in θ , we have

$$f_z(\theta) = \frac{1}{2\pi} \{1 + a_z \cos 2(\theta - \theta_z)\}. \quad (2)$$

It is important to point out here that the steric exclusions do not allow for arbitrary global distributions f_z . For f_z defined by Equation 2, the anisotropy a_z could take any values in the range $[0, 1]$ ($a_z \geq 1$ implies negative values of f_z for some directions, whereas negative values can be avoided by turning θ_z into $\theta_z + \pi/2$). Nevertheless, the steric exclusions impose an upper bound a_{max} on the anisotropy. Indeed, at most one contact can be found within an angular sector of $\pi/3$ around a particle, i.e.

$$\int_{\theta - \frac{\pi}{6}}^{\theta + \frac{\pi}{6}} z f_z(\theta) d\theta \leq 1 \quad (3)$$

which together with the expression of f_z given Eq. (2) yields

$$a_{max}(z) = \frac{4\pi}{\sqrt{3}} \left(\frac{1}{z} - \frac{1}{6} \right). \quad (4)$$

This means that a_{max} decreases with z and becomes zero for $z = 6$. In order to evaluate f_z for a granular sample, the subset of particles with z contacts are to be singled out. Our numerical simulations show that a_z indeed decreases with z [10].

None of the above functions however directly provides an exhaustive representation of the local environment of a particle. A complete description requires the coordination number z of the particle and the directions $\theta_1, \dots, \theta_z$ of the contact normals around it. Those angles should fulfill the constraint of steric exclusion around particles, so that an interval of width $\pi/3$ centered on the normal direction of any contact is excluded. In this way, the particle environments should be described through *multicon-tact* probability distributions $g_z(\theta_1, \dots, \theta_z)$. This distribution is 2π -periodic and its integration over all contact directions but one, θ_k , gives back the global distribution $f_z(\theta_k)$ defined above:

$$\int_{\mathcal{E}_z(k)} g_z(\{\theta_i\}) d\{\theta_i\}_{i \neq k} = f_z(\theta_k), \quad (5)$$

where $\mathcal{E}_z(k)$ is the domain corresponding to integration from 0 to 2π over all the θ_i except θ_k .

Here, we would like to construct the local distributions $g_z(\{\theta_i\})$ from the global distribution $f_z(\theta)$. Of course, the solution is not unique since g_z contains a much richer information than f_z . The point, however, is to get a solution that incorporates the required local information with no bias towards a particular solution. In the absence of local steric constraints, the most *unbiased* situation implies that

$$g_z(\theta_1, \dots, \theta_z) = \prod_{i=1}^z f_z(\theta_i). \quad (6)$$

In our case, this solution is wrong since the steric exclusions require

$$g_z(\{\theta_i\}) = 0 \quad \text{if } |\theta_i - \theta_j| < \pi/3, \quad (7)$$

for $i \neq j$ which is obviously not satisfied by the above solution.

The solution that we propose is still to resort to a similar least biased estimate, provided the above steric constraints are taken into account. Operationally, this translates into the maximization of an entropy functional $S[g_z]$ under constraints. According to Shannon's entropy, we have

$$S[g_z] = - \int_{\mathcal{D}_z} g_z(\{\theta_i\}) \log[g_z(\{\theta_i\})] d\{\theta_i\}, \quad (8)$$

where $\mathcal{D}_z = ([0, 2\pi])^z$ is the integration domain. This functional should be maximized over the set of functions that fulfill both the steric exclusions, Eq. (7), and the normalization conditions, Eq. (5). We note that the entropy formalism, as a basic statistical tool, has been previously applied to granular materials in order to characterize other aspects of a random packing such as the coordination number and the void ratio [11].

Equation (7) implies that the maximization of S has to be restricted to the region \mathcal{A}_z of \mathcal{D}_z that is allowed by steric exclusions. Indeed, the maximization applies only to the lacking information, and here the value of g_z is already known ($g_z = 0$) for the angles belonging to the excluded region $\mathcal{B}_z = \mathcal{D}_z - \mathcal{A}_z$. Hence, the above restriction allows to account for the steric constraints.

On the other hand, the normalization conditions (Eq 5.) can be imposed through Lagrange multipliers. This leads to the maximization of the functional

$$T[g_z] = S[g_z] - \sum_{i=1}^z \int_0^{2\pi} \lambda_i(\theta_i) C_i[g_z] d\theta_i \quad (9)$$

over \mathcal{A}_z , where the $\lambda_i(\theta_i)$ are the Lagrange multipliers and

$$C_i[g_z] = f_z(\theta_i) - \int_{\mathcal{E}_z(i)} g_z(\{\theta_i\}) d\{\theta_k\}_{k \neq i}. \quad (10)$$

The solution is determined by setting the functional derivative of $T[g_z]$ to zero. Let us remark that here the

only correlations among the angles are the steric exclusions themselves. This means that the angles θ_i can be considered as independent variables when they are restricted to the allowed domain A_z . As a consequence, the solution is given by a product of identical functions h of a single angle in the allowed domain. In this way, the general solution is written as follows

$$g_z(\{\theta_i\}) = \left(\prod_{i \neq j} G(\theta_i - \theta_j) \right) \prod_{k=1}^z h_z(\theta_k), \quad (11)$$

where $G(\theta)$ is a 2π -periodic function such that $G(\theta) = 0$ for $|\theta| < \pi/3$, and $G = 1$ otherwise. These prefactors take care of the steric exclusions. Note that without these exclusions, we have $G = 1$ for all angles and the solution (6) is recovered with $h_z(\theta) \equiv f_z(\theta)$.

The function h_z is determined by the normalization condition (5) which becomes now the following implicit equation in terms of h :

$$\int_{\mathcal{A}_z(i)} \prod_{k=1}^z h_z(\theta_k) d\{\theta_j\}_{j \neq i} = f_z(\theta_i), \quad (12)$$

where $\mathcal{A}_z(i) = \mathcal{E}_z(i) \cap \mathcal{A}_z$. This equation can be used for a numerical computation of h_z for a given f_z . We used a simple iterative scheme over the functions $u_n(\theta)$ satisfying

$$u_{n+1}(\theta_1) = \epsilon u_n + (1 - \epsilon) \frac{f_z(\theta_1)}{\int_{A_z(1)} u_n(\theta_2) \cdots u_n(\theta_z) d\theta_2 \cdots d\theta_z}. \quad (13)$$

where ϵ is a relaxation parameter.

The solution h_z of equation (12) is simply a fixed point of the latter recursion. Our iterative process converges smoothly to the solution when the latter exists and, moreover, its convergence domain matches exactly the set of admissible values of the anisotropy according to equation (4). We show one example of solution in Figure 2: The function $h_3(\theta)$ was computed according to the above procedure with $f_3(\theta)$ given by Eq. (2) for $z = 3$ and $a_3 = 0.3$. We see that h_3 has the same monotony as f_3 , but it deviates from a simple sinusoidal form.

Of course, it is desirable to compare the multicontact distributions g_z predicted by the above approach with direct data from experimental or numerical observations. However, for a sufficient statistical precision requires very large samples. In fact, given a granular sample, the subset of particles with z contacts are considered. Assuming that in a 2D system of disks, the number of particles is the same for each of the prevailing values 3, 4 and 5 of z , which is actually not the case since there are typically more particles with four contacts, then only nearly one third of the particles is available for the evaluation of g_z . On the other hand, subdividing the interval $[0, 2\pi]$ into n angular sectors and requiring on average m events in

each elementary box in $[0, 2\pi]^z$, one would need a sample of $m(n^z)$ contacts, or approximately $(2m/z)n^z$ particles. For $z = 4$, $n = 20$ and $m = 100$, this amounts to $8 \cdot 10^6$ particles, which is practically inaccessible with the present-time computation power.

Nevertheless, we still may get a reliable comparison by focussing on the distributions $p_d(\Delta\theta)$ of the difference $\Delta\theta = |\theta_1 - \theta_2|$ between contact directions extracted from pair distributions $p_2(\theta_1, \theta_2)$. The latter was calculated from numerical samples and from the theoretical estimation of g_z . To do so, we performed numerical simulations of a system of 4000 particles with bi-periodic boundary conditions by means of the molecular dynamics method. We used a viscous-regularized Coulomb friction law and a linear spring-dashpot model for particle interactions [3]. The coefficient of friction was 0.5 and the particle radii were uniformly distributed between R_1 and R_2 with $R_2 = 2R_1$. The system was subjected to simple shearing and thanks to bi-periodic boundary conditions we were able to keep shearing in the steady state for very large strains without any wall effect. Figure 3 shows the function $f_4(\theta)$ corresponding to the subset of particles with four contacts. The global steady-state anisotropy, a_z , calculated from the fabric tensor was about 0.13.

The distribution p_d was calculated over the cumulated data from several well-separated snapshots of the steady state for the set of particles with coordination number z . For the theoretical evaluation of p_d corresponding to these particles, we used the numerical distributions $f_z(\theta)$ for the calculation of g_z following our approach, from which the distributions p_2 and p_d were extracted.

In figures 4 and 5, we have plotted theoretical and numerical p_d as a function of $\Delta\theta$ for $z = 4$ and $z = 5$, respectively. Although only the geometrical constraints are taken into account for the theoretical construction of g_z (no force considerations), we see that the predicted distributions p_d both for $z = 4$ and $z = 5$ fit fairly well the numerical data. The fit is nevertheless better for $z = 5$ than for $z = 4$. On the other hand, the fit for $z = 3$ (not shown) is much less satisfactory. In fact, in going from $z = 3$ to $z = 5$, the requirement of force balance becomes less and less stringent, whereas steric exclusions dominate more and more the behaviour. Let us also remark that for $z = 4$ a small peak appears on the numerical curve at $\Delta\theta = 2\pi/3$, as can be seen in figure 4. This peak, which is absent from the theoretical curve, is probably the signature of a local order induced by the rather small polydispersity of our sample.

These results suggest that, if the steric exclusions are correctly taken into account, a satisfactory evaluation of the statistics of local environments in terms of the functions g_z can be obtained at least for $z = 4$ and $z = 5$. The steric exclusions control to a large extent the local distributions (figures 4, 5) and reduce the range of admissible anisotropies (equation 4) [10].

A natural extension of this model, at the cost of additional parameters, is to include the force balance as well as the steric exclusions. This would allow to tackle the

case of $z = 3$ more accurately than we did in this paper. The idea is to include both contact directions and contact forces in the model. The forces are coupled to a local stress tensor in the same way as the contact directions were coupled to the fabric tensor. Then, the entropy of local distributions is maximized regarding constraints arising from steric exclusions, but also the force balance, and constitutive laws such as Coulomb friction and Signorini's condition (positivity of normal forces).

Apart from its importance in itself as a general model for the granular texture including steric exclusions, the characterization of the texture in terms of local environments is a crucial step in order to relate the macroscopic behaviour to the particle scale. For example, the range of admissible stresses can be studied by considering representative configurations generated according to the multicontact statistics of local environments [10]. A similar procedure based on entropy formalism may be applied as well to other relevant microscopic configurations such as the cells composed of contiguous particles that carry the most local strains at the microscopic strains.

-
- [1] For a recent review see B. Cambou ed., *Behaviour of granular media*, (Springer, Wien, 1998); M. Oda and K. Iwashita ed., *Mechanics of granular materials*, (Balkema, Rotterdam, 1999).
 - [2] S. Roux and F. Radjai, in *Physics of Dry Granular Media*, H. Herrmann, J.-P. Hovi and S. Luding ed., (Kluwer, Dordrecht, 1997) p. 229-236.
 - [3] S. Luding, same reference as [2] p. 285-304
 - [4] M. Oda and J. Koshini, *Soils and Foundations* **14**, No. 4, 25 (1974).
 - [5] B. Cambou, in *Powders and Grain 93*, C. Thornton (ed), (Rotterdam, Balkema, 1993) p. 73-86.
 - [6] R. J. Bathurst, L. Rothenburg, *Mechanics of materials*, **9**, 65-80, 1990.
 - [7] F. Calvetti, G. Combe, J. Lanier J., *Mech. Coh. Fric. Mat.*, **2**, 121-163, 1997.
 - [8] M. Satake, *Theoretical and Applied Mechanics* **26**, 257 (1978).
 - [9] J. Goddard, in *Physics of Dry Granular Media*, H. Herrmann, J.-P. Hovi and S. Luding ed., (Kluwer, Dordrecht, 1997) p. 1-24.
 - [10] H. Troadec et al., unpublished.
 - [11] B.F. Backman et al, in *Advances in the mechanics and the flow of granular materials*, Volume 1, M. Shahinpoor, ed., (Trans Tech Publications, Clausthal-Zellerfeld, 1983), p. 259-272.

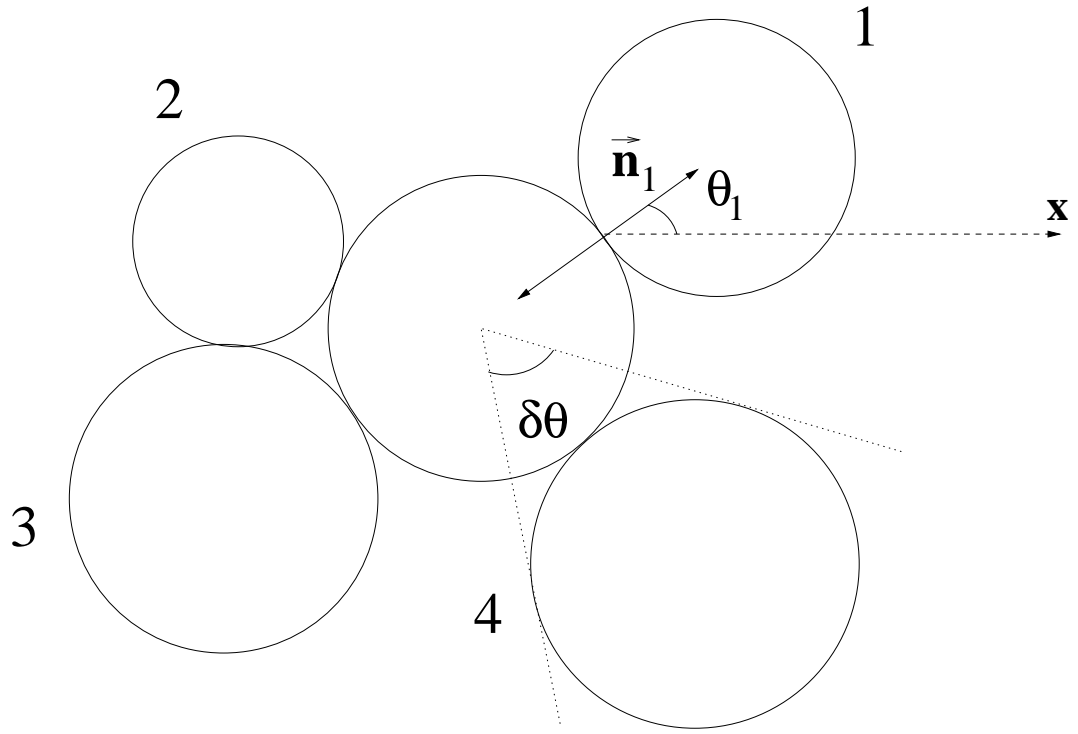


FIG. 1. Schematic representation of a particle environment with a coordination number $z = 4$. θ_i is the angular position of particle i and $\delta\theta$ is the exclusion angle

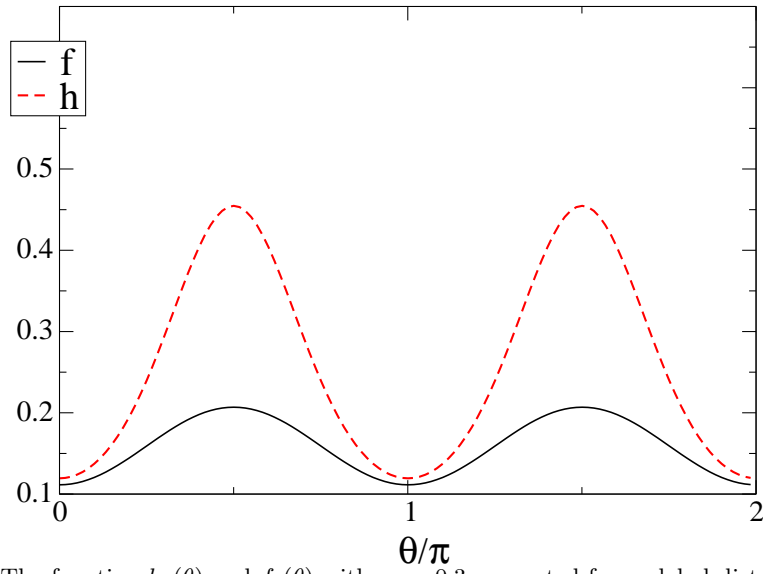


FIG. 2. The function $h_3(\theta)$ and $f_3(\theta)$ with $a_3 = 0.3$ computed for a global distribution.

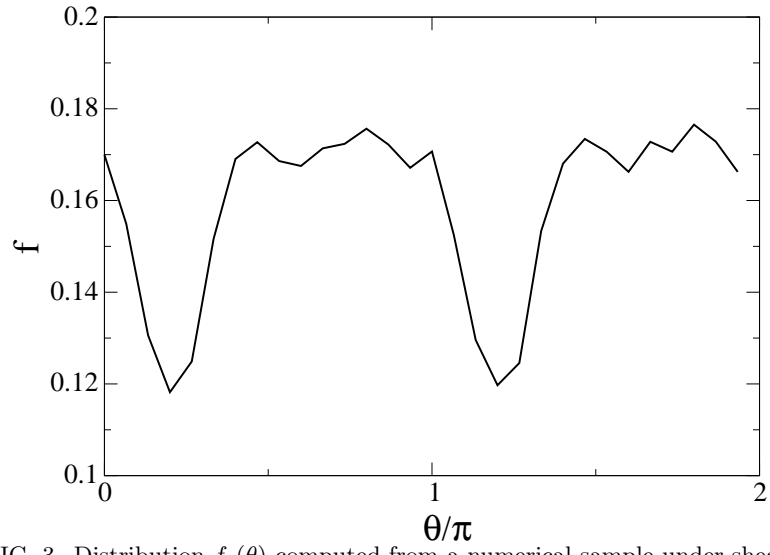


FIG. 3. Distribution $f_4(\theta)$ computed from a numerical sample under shear.

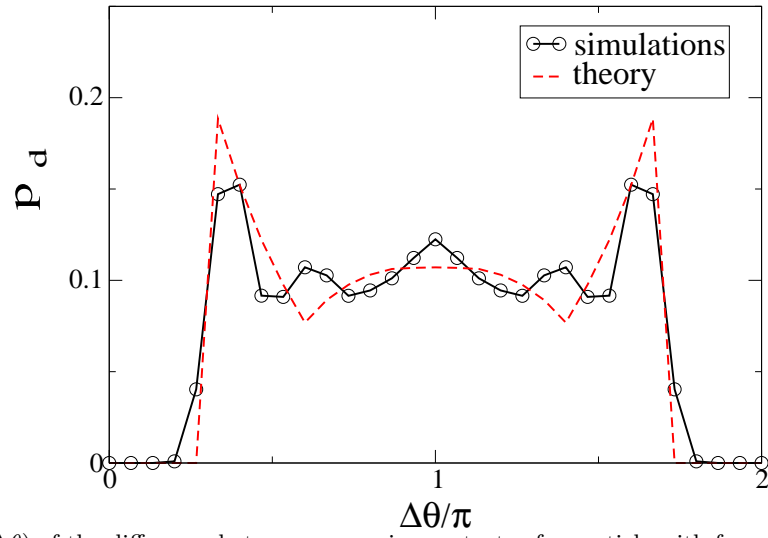


FIG. 4. Distribution $p(\Delta\theta)$ of the difference between successive contacts of a particle with four contacts as predicted by our model and obtained from numerical simulations.

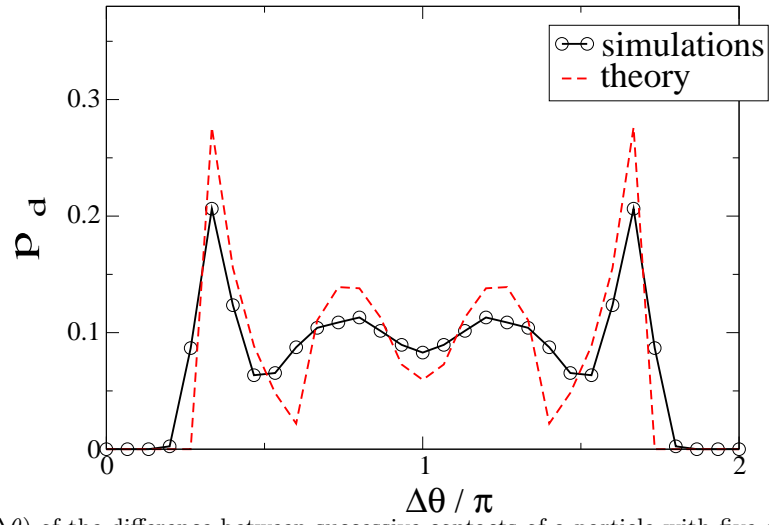


FIG. 5. Distribution $p(\Delta\theta)$ of the difference between successive contacts of a particle with five contacts as predicted by our model and obtained from numerical simulations.