

A Quantum Tweezer for Atoms

Roberto B. Diener¹, Biao Wu^{1,3}, Mark G. Raizen^{1,2}, and Qian Niu¹

¹*Department of Physics, The University of Texas, Austin, Texas 78712-1081*

²*Center for Nonlinear Dynamics, The University of Texas at Austin, Texas 78712-1081*

³*Solid State Division, Oak Ridge National Laboratory, Oak Ridge, Tennessee 37831-6032*

(Dated: Jan. 10, 2002)

We propose a quantum tweezer for extracting a desired number of neutral atoms from a reservoir. A trapped Bose-Einstein condensate (BEC) is used as the reservoir, taking advantage of its coherent nature, which can guarantee a constant outcome. The tweezer is an attractive quantum dot, which may be generated by red-detuned laser light. By moving with certain speeds, the dot can extract a desired number of atoms from the BEC through Landau-Zener tunneling. The feasibility of our quantum tweezer is demonstrated through realistic and extensive model calculations.

The manipulation and control of isolated single neutral atoms has been a long term goal with important applications in quantum computing[1, 2] and fundamental physics. Trapping and cooling of single atoms was first achieved in magneto-optical traps and more recently in dipole trap [3, 4, 5, 6]. Despite these impressive successes, all existing methods share a common weakness: the trapping process itself is random and not deterministic. In this report we propose a quantum tweezer that can extract a definite number of atoms from a reservoir at will, with the atoms in the ground state of the tweezer. A trapped Bose-Einstein condensate (BEC) is used as a reservoir and its coherent nature makes the constancy of the output possible. An attractive quantum dot (may be created by a focused beam of red-detuned laser light) serves as a quantum tweezer to extract a desired number of atoms from the BEC reservoir.

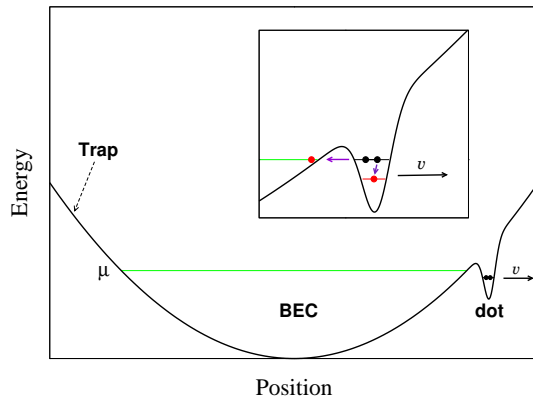


FIG. 1: A quantum dot (tweezer) moves out of a trapped BEC (reservoir) with speed of v . The inset illustrates that a resonance occurs as the dot moves further away from the trap center such that the energy of the atoms matches the chemical potential μ of the condensate. If one of the atoms is tunneled into the BEC, the energy level of the dot is lowered, due to the absence of repulsion from the lost atom. Thus, the last atom has no chance of leaking back to the condensate at this position. If the dot is already out of the BEC when the next resonance occurs at a later position, the last atom will stay in the dot and be extracted.

In a typical operation of the quantum tweezer, a quantum dot is turned on adiabatically inside the bulk of the BEC and moves out of the BEC at a certain speed so that a desired number of atoms are extracted (see Figure 1). In the initial stage of this operation, it is important that the system remains in the ground state of the trap+dot potential. The superfluidity of the BEC helps to suppress the excitations which might otherwise be induced by the turning on and movement of the quantum dot. The speed of the dot just needs to be slower than the speed of sound, and the rate of turning on of the dot potential be smaller than the frequency of phonons whose wavelength is comparable to the size of the dot.

The crucial part of the tweezer operation is when the dot moves out of the BEC. Just before exiting, when the coupling between the trap and dot is still stronger than the atom self-interaction within the dot, the system is in a coherent state in which the number of atoms in the dot strongly fluctuates. After exiting, the coupling drops exponentially with distance and eventually becomes negligible compared to the self-interaction, then the system can fall into a Fock state in which the dot contains a definite number of atoms.

However, which number depends on the speed of the dot. At an infinitesimal speed, the system always wants to stay in the lowest energy state and no atoms can be extracted, simply because moving out of the BEC costs potential energy of the atoms. At some finite speed, the system may get stuck in a non-zero number state of the dot, and become de-coupled from the BEC before the atoms in the dot have a chance to leak back. In the following, we will give a detailed account of this phenomenon through a realistic model calculation. In Figure 2, we show a result for the probability of extracting a single atom as a function of the speed of the dot. The plateau extends several orders of magnitude of the speed, demonstrating the robustness of our quantum tweezer.

Our focus is on the crucial stage of the quantum tweezer operation—when the dot is leaving the BEC cloud. In this case, the density is low and the interaction between atoms in the dot and atoms in the condensate is weak. The quantum state of the system is then a com-

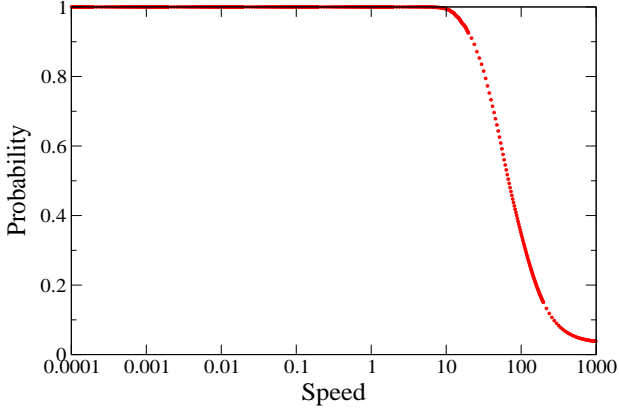


FIG. 2: The probability of extracting a single atom as a function of the speed of the dot. The plateau exhibited extends several orders of magnitude (more than 20). The unit of speed is $\hbar/(M_{atom}L_0)$ with $L_0 = 1\mu\text{m}$ being a typical length unit of BEC. For sodium, $\hbar/(M_{atom}L_0) = 2.75\text{ mm/s}$, so that for many speeds shown it takes a fraction of a second to extract one atom. This process can be made faster by taking a weaker trapping potential (or tighter lateral confinement) for the BEC.

bination $\phi_{dot}(x)$ of the wavefunction in the dot and the wavefunction $\phi_{BEC}(x)$ in the condensate[7]. We shall denote the state with n atoms in the dot (and $N - n$ atoms in the BEC) by $|n\rangle$; an atom jumping from the dot to the BEC corresponds to the transition $|n\rangle \rightarrow |n - 1\rangle$. Given that the wavefunction for an atom in the dot is much more localized than the wavefunction for an atom in the condensate, the repulsion felt by the atoms in the dot is stronger than the one felt by the ones in the BEC. This asymmetry between the two potentials yields n much smaller than N in general and sets our system apart from two-state condensates discussed elsewhere [8].

The non-vanishing matrix elements of the Hamiltonian are

$$\langle n | \hat{H} | n \rangle = E_n \equiv nE_0 + n^2\nu, \quad (1)$$

$$\langle n + 1 | \hat{H} | n \rangle = \sqrt{n + 1}[\Delta + nG], \quad (2)$$

$$\langle n + 2 | \hat{H} | n \rangle = \sqrt{(n + 1)(n + 2)}A. \quad (3)$$

The diagonal term E_n is the energy of n atoms in the dot with respect to the energy these particles would have in the BEC, which is the chemical potential μ of the BEC. E_0 accounts for the energy difference between the ground state in the dot and the chemical potential μ while ν represents the repulsion an atom in the dot feels from all other atoms there. The off-diagonal terms are the couplings that allow an atom to tunnel from the dot to the BEC (or vice versa) either by itself (Δ with a nonlinear correction G) or in pairs (A).

The parameters E_0 , Δ , G , and A (but not ν) depend on the position x_{dot} of the dot. In particular, E_0 tracks the shape of the BEC trap and can be roughly approximated

by

$$E_0(x_{dot}) = V_{trap}(x_{dot}) + \epsilon_b - \mu + 4A(x_{dot}) - \nu, \quad (4)$$

where ϵ_b is the ground state energy of the dot with one atom. As the dot moves away from the center of the BEC the energy E_0 increases. Outside of the BEC the condensate wavefunction is exponentially small and so are the off-diagonal terms.

Although our scheme works in any dimensionality, we concentrate in what follows in a dilute, one-dimensional condensate [9] as an example. Such a system can be obtained by tightly confining the cloud in the perpendicular directions, in which the atomic dynamics are frozen out. The coupling constant depends on the confinement along these directions and on the s -wave scattering length. We shall express our results in the following units: length in units of $L_0 = 1\mu\text{m}$, time in units of $M_{atom}L_0^2/\hbar$, and energy in units of $\hbar^2/(M_{atom}L_0^2)$.

We plot in the bottom panel of Figure 3 the energy levels as a function of the position for a harmonic trap with frequency $\omega = 0.005$ and $N = 10,000$ atoms. The dot used is a square potential with depth $U_0 = 9$ and width $a = 0.36$; the effective coupling constant is $g = 7$. The edge of the condensate cloud is marked by the dotted line. For comparison, the top panel shows the curves $E_n(x)$, corresponding to the energies of states with n atoms in the dot.

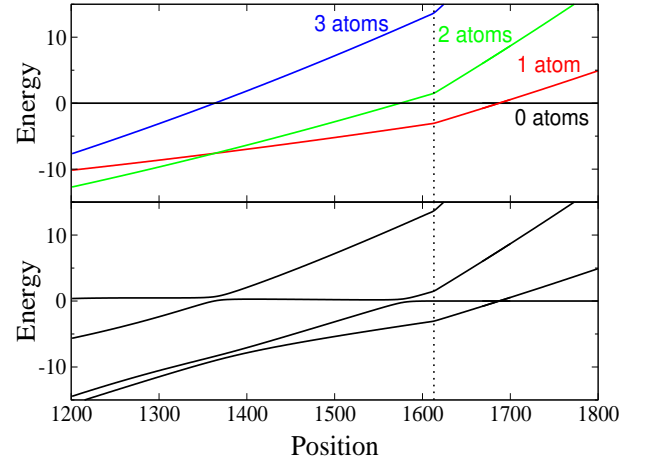


FIG. 3: Energy levels as a function of position for different numbers of atoms in the dot (bottom panel). In the top panel the energy levels E_n (ignoring the off-diagonal terms) are plotted for comparison. The dotted line represents the edge of the condensate. The calculation is done for a one dimensional condensate with $\omega = 0.005$, $N = 10,000$ atoms, potential depth $U_0 = 9$ and width $a = 0.36$, and effective coupling constant is $g = 7$.

Let us consider the evolution of the number of atoms in the dot as the dot moves out of the BEC, with the help of Figure 3. An atom can tunnel out of the dot when there is no extra energy required to do so, i.e., when the energy for n atoms in the dot is equal to the energy of $n - 1$

atoms in the dot. This is shown in the top panel of Figure 3 as the locations where the curves for E_n and E_{n-1} cross. These crossings also correspond to the resonance condition that we see in Figure 1, the extra energy due to the n -th atom being equal to the chemical potential μ of the condensate [10]. The reason that no subsequent atoms tunnel out of the dot at the same position is that the repulsion of the atoms diminishes as there are less atoms in it. The next atom would have a chance of leaking to the condensate as the dot moves further away from the center of the trap and lifts up its potential energy.

When we include the off-diagonal terms the crossings are avoided, with energy gaps opening up at these places, as seen the bottom panel of Figure 3. According to the quantum adiabatic theorem, if the dot moves infinitesimally slow the system remains in its ground state at all times. Starting from inside the BEC the system loses an atom at each avoided crossing. When the dot is finally outside the condensate, no more atoms are left in it.

On the other hand, if the dot is moving at a finite speed there is a probability that the system will tunnel through the gap into an excited state, which corresponds to an atom not leaking back to the condensate when it is energetically allowed to do so. In the extreme, when the dot changes its position in a “sudden” (infinite speed), the system will remain the same, atoms in the dot having no time leaking out. This process is known as Landau-Zener (LZ) tunneling [11] and its probability depends on the width δ of the gap as $P_{LZ} = \exp(-\delta^2/2mv)$, where $m = dE_0/dx$ is the slope of $E_0(x)$ at the position the dot is located. For a dot moving at fixed speed v , the evolution is adiabatic ($P_{LZ} < 0.01$) if $\delta > (9.21 mv)^{1/2}$ and “sudden” ($P_{LZ} > 0.99$) if $\delta < (0.02 mv)^{1/2}$. Transitions taking place outside the BEC are typically sudden in the sense of the LZ tunneling, since δ is exponentially small there. In particular, expert for some very small speeds, the $|1\rangle \rightarrow |0\rangle$ transition always occurs outside so no atoms jump in or out of the dot there. The rest of the transitions can take place either inside the BEC or outside of it, depending on the parameters defining the condensate and the dot. Using this fact, we can design a situation in which all transitions with $n \geq n_0$ take place inside the condensate while those with $n < n_0$ occur outside the cloud. A dot moving at a speed slow enough for all transitions inside the cloud to be adiabatic extracts then exactly n_0 atoms.

This is demonstrated in Figure 2, where we show the probability of extracting one atom as a function of the velocity of the dot. It is very impressive that the range of good speeds of the dots, where the probability of having exact one atom is one, extends over 20 orders of magnitude. In addition, we can show in the one dimensional case that for a fixed transition taking place inside the condensate the width δ of a gap opened at the avoided crossing depends only on the shape of the dot and the coupling constant g , but not on the shape of the trap-

ping potential. On the other hand, the position of this transition does depend on the latter, as does the slope m . Thus, all three parameters defining the adiabatic condition (δ , m , and v) can be independently adjusted. This fact, coupled with the large range of good speeds of the dot, shows the feasibility of our quantum tweezer.

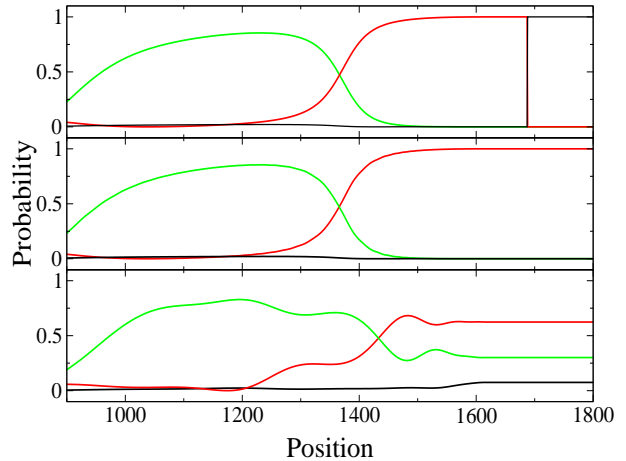


FIG. 4: Probability of finding no atoms (black), one atom (red) and two atoms (green) inside the dot as a function of position for three different speeds. The top panel is the adiabatic result ($v \rightarrow 0$), the middle panel is for $v = 4$ and the bottom panel for $v = 40$.

In Figure 4 we show the evolution of the probability of finding no atoms (black), one atom (red), and two atoms (blue) in the dot as a function of position for three different speeds of the dot. The top panel show the adiabatic result, obtained for v that is several orders of magnitude smaller than the smallest speed in Figure 2. As expected, after the $|2\rangle \rightarrow |1\rangle$ transition has taken place there is one atom in the dot, while after the $|1\rangle \rightarrow |0\rangle$ transition there are none left. The middle panel corresponds to a slow speed, for which the evolution is adiabatic everywhere except at the $|1\rangle \rightarrow |0\rangle$ transition, whose LZ tunneling is sudden. Under these circumstances, the dot ends up with exactly one atom once it is outside the condensate. The last panel shows the evolution for an even larger speed. In this case the LZ tunneling takes place only partially and the outcome corresponds to a non-trivial probability distribution of the number of atoms in the dot. One important point illustrated clearly in this figure is that there are no definite number of atoms in the dot during most of the evolution.

We can also find a situation in which for a certain range of speeds the output is two particles while for a different range (and for all other parameters fixed) the output is one particle, both with high certainty. This is achieved by choosing the $|2\rangle \rightarrow |1\rangle$ transition next to the edge of the cloud, so that both it and the $|3\rangle \rightarrow |2\rangle$ transitions have appreciable gaps opened at the crossing. In Figure 5 we show the energy levels for this case, while in Figure

6 we see the probability of extracting one and two atoms as a function of the speed of the dot. We can clearly see that there are two separate plateaus at different ranges of speed.

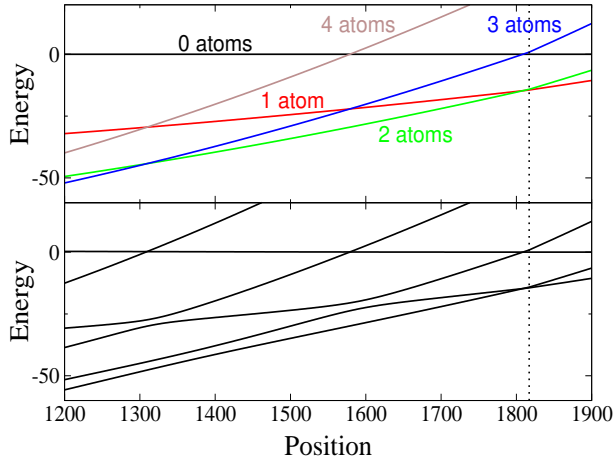


FIG. 5: Energy levels as a function of position (bottom panel) for a one dimensional condensate with $\omega = 0.005$, $N = 10,000$ atoms, potential depth $U_0 = 20$ and width $a = 0.61$, and effective coupling constant is $g = 10$. The dotted line represents the edge of the condensate. The energy levels E_n of states $|n\rangle$ are plotted in the top panel for comparison.

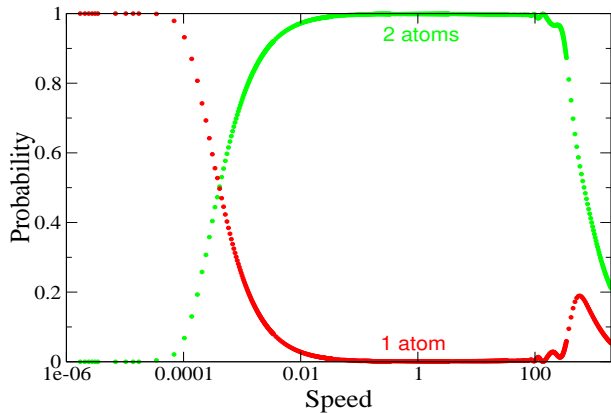


FIG. 6: The probability of extracting one (red) and two atoms (green) as a function of speed for the case described in Figure 5. In this case we can see two different plateaus, showing that the quantized output depends strongly on the speed of the dot.

Finally, we want to remark that the method applies in any number of dimensions and for any kind of trap. Moreover, since the mechanism for loss of atoms inside the BEC is dependent on the density of the BEC at the location of the dot (which is unchanged by the location of other dots elsewhere), we can consider a train of dots extracting atoms from the BEC independently of each other.

This work has been supported by the NSF and the Welch Foundation.

-
- [1] D. Jaksch, H.-J. Briegel, J.I. Cirac, C.W. Gardiner, and P. Zoller, Phys. Rev. Lett. **82**, 1975 (1999); T. Calarco, H.-J. Briegel, D. Jaksch, J.I. Cirac, and P. Zoller, J. Mod. Opt. **47**, 2137 (2000).
 - [2] M.A. Nielsen and I.L. Chuang, *Quantum Computation and Quantum Information*, (Cambridge University Press, 2000).
 - [3] Z. Hu and H. J. Kimble, Opt. Lett. **19**, 1888 (1994).
 - [4] F. Ruschewitz, D. Bettermann, J. L. Peng, and W. Ertmer, Europhys. Lett. **34**, 651 (1996).
 - [5] Stefan Kuhr, Wolfgang Alt, Dominik Schrader, Martin Müller, Victor Gomer, Dieter Meschede, Science **293**, 278 (2001).
 - [6] N. Schlosser, G. Reymond, I. Protsenko, and P. Grangier, Nature **411**, 1024 (2001).
 - [7] The condensate wavefunction ϕ_{BEC} is properly orthogonalized to the dot wavefunction ϕ_{dot} .
 - [8] Anthony J. Leggett, Rev. Mod. Phys. **73**, 307 (2001).
 - [9] A. Görlitz, J. M. Vogels, A. E. Leanhardt, C. Raman, T. L. Gustavson, J. R. Abo-Shaeer, A. P. Chikkatur, S. Gupta, S. Inouye, T. Rosenband, and W. Ketterle, Phys. Rev. Lett. **87**, 130402 (2001).
 - [10] The extra energy due to n -th atom in the dot is $\varepsilon_n = E_n - E_{n-1}$, which is represented by the black level lines in Figure 1. The resonance condition is $\varepsilon_n = \mu = 0$ (remember energy is measured relative to the chemical potential μ of the BEC).
 - [11] L. D. Landau, Z. Sowjetunion **2**, 46 (1932); G. Zener, Proc. R. Soc. London, Ser. A **137**, 696 (1932).
 - [12] F. Dalfovo, S. Giorgini, L. P. Pitaevskii, and S. Stringari, Rev. Mod. Phys. **71**, 463 (1999).