

Quantum Irreversibility of Energy Spreading

Tsampikos Kottos¹, and Doron Cohen²

¹Max-Planck-Institut für Strömungsforschung, Bunsenstraße 10, D-37073 Göttingen, Germany

² Department of Physics, Ben-Gurion University, Beer-Sheva 84105, Israel

Non-perturbative features of the energy spreading process manifest themselves in the context of quantum irreversibility (QI) studies. We distinguish between two notions of QI: one is based on the variance of the energy spreading in "driving reversal" scenario, while the other ("Loschmidt echo") is based on the time evolution of the survival probability in a "time reversal" scenario. In particular we define the time of maximum return (compensation), which substitutes the inappropriate notion of "echo" time. Depending on the strength of the perturbation we distinguish between perturbative (linear response), and non-perturbative regimes. This is demonstrated for a random-matrix-theory (Wigner) model. In the non-perturbative regime the system response exhibits a different (non-universal) scaling behavior.

Quantum Irreversibility (QI) [1] is a subject of a recent intensive research activity due to its relevance to quantum computing [2]. There are two distinct notions of irreversibility in statistical and quantum mechanics. One is based on the "piston model" paradigm (PMP), while the other is based on the "ice cube in a cup of hot water" paradigm (ICP). The latter one has been adopted by the recent literature [1, 2], and it is related to the studies of dephasing due to the interaction with chaotic degrees of freedom [3]. The PMP on the other hand has direct relevance to our recent studies [4] of the (non-perturbative) response of driven mesoscopic systems, and thus constitutes another motivation for the present work.

In the PMP case we say that a process is reversible if it is possible to "undo" it. Consider a gas inside a cylinder with a piston. Let us shift the piston inside. Due to the compression the gas is heated up. Can we undo the "heating" simply by shifting the piston outside, back to its original position? If the answer is "yes", as in the case of strictly adiabatic process, then the process is said to be reversible.

In the ICP case we consider the melting process of an ice cube. Let us assume that after some time we reverse the velocities of all the molecules. If the external conditions are kept strictly the same, we expect the ice-cube to re-emerge out of the water. In practice the external conditions (fields) are not exactly the same, and as a result we have what looks like irreversibility.

It is also important to define precisely what is the *measure* for QI. The prevailing possibility is to take the survival probability as a measure [1]. Another possibility is to take the energy spreading as a measure. (The energy spreading is defined as the square root of the energy variance.) The latter definition goes well with the PMP, and it has a well defined classical limit. Irreversibility in this latter sense implies diffusion in energy space, which is the reason for having energy absorption (dissipation) in driven mesoscopic systems [5].

The structure of this Letter is as follows: First we discuss the mathematical formulation of the ICP and the

PMP. Then we focus on the the PMP, and explain that the study of QI is just a limited aspect of the more general study of energy spreading due to driving. Thus it also constitutes a bridge for developing a theory for the (non-perturbative) response to periodic driving [4]. The specific model that we study is the well known Wigner model. It is the simplest model that contains the main ingredients of a physical problem. We define the notions of perturbative/non-perturbative regimes and in particular we explain the adiabatic/sudden limits. The nature of QI in the different dynamical regimes is found to be distinct. The theoretical considerations are supported by the analysis of extensive numerical simulations.

Consider a system whose evolution is governed by the chaotic Hamiltonian $\mathcal{H} = \mathcal{H}(Q_\alpha, P_\alpha; x)$, where (Q_α, P_α) is a set of canonical coordinates, and $x = x(t)$ with $0 < t < T/2$ is a time dependent parameter. The corresponding evolution operator will be denoted by $U[x]$. In the ICP case the parameter x represents the external fields. The physical conditions that correspond to the "forward" evolution are represented by $x = x_A(t)$, while the physical conditions that correspond to the "backwards" evolution are the time-reversal of $x = x_B(t)$. If $x_B(t) = x_A(t)$ then we have complete reversibility, otherwise we can define a generalized fidelity amplitude as $F(T) = \langle \Psi_0 | U[x_B]^{-1} U[x_A] | \Psi_0 \rangle$, where Ψ_0 is the initial preparation. The generalized fidelity amplitude $F(T)$ is in fact [3] the Feynman-Vernon influence functional, and $|F(t)| \leq 1$ is the so called dephasing factor. For constant x_A and x_B we can write $U[x_A] = \exp(-iT\mathcal{H}_A/2\hbar)$ and $U[x_B] = \exp(-iT\mathcal{H}_B/2\hbar)$, leading to the currently prevailing definition of the fidelity, also known as Loschmidt echo, as a measure for quantum irreversibility [1].

To be more specific we assume that the variations of the external fields are classically small, so that we can linearize the Hamiltonian as follows

$$\mathcal{H} = \mathcal{H}_0 + x\mathcal{W} \quad (1)$$

Then, for constant perturbation $x = \pm\epsilon$, we can write $\mathcal{H}_A = \mathcal{H}_0 + \epsilon\mathcal{W}$ and $\mathcal{H}_B = \mathcal{H}_0 - \epsilon\mathcal{W}$, where ϵ is the

amplitude of the perturbation. Note that the prevailing definition of the fidelity $P_{\text{LE}}(T) = |F(T)|^2$, also known as Loschmidt echo, takes the form

$$P_{\text{LE}}(T) = |\langle \Psi_0 | e^{-i\frac{T}{\hbar}(-\mathcal{H}_0 + \epsilon\mathcal{W})} e^{-i\frac{T}{\hbar}(\mathcal{H}_0 + \epsilon\mathcal{W})} | \Psi_0 \rangle|^2 \quad (2)$$

If we take the PMP literally, then the parameter x may represent either the position of a piston, or its velocity. The latter interpretation emerges if we write the Schrödinger equation in the adiabatic basis (See eg Eq. (55) of Ref.[5]). In such case the "perturbation" ϵ has the meaning of velocity. Similarly, if x represents some magnetic field, then by Faraday law ϵ has the meaning of electro-motive-force (measured in Volts). As a matter of terminology, note that if x is interpreted as "velocity", then what we call below "standard perturbative regime" is in fact the "adiabatic regime".

In complete analogy with the ICP, we can define $P(T) = |\langle \Psi_0 | U[x_{\text{B}}(\text{rev})] U[x_{\text{A}}] | \Psi_0 \rangle|^2$. Here $x_{\text{B}}(\text{rev})$ corresponds to the reversed driving process, eg pushing the piston back to its initial location. For constant x_{A} and x_{B} we can write $U[x_{\text{A}}] = \exp(-i\frac{T}{2}\mathcal{H}_{\text{A}})$ and $U[x_{\text{B}}(\text{rev})] = \exp(-i\frac{T}{2}\mathcal{H}_{\text{B}})$, and for the linearized Hamiltonian we get

$$P(T) = |\langle \Psi_0 | e^{-i\frac{T}{\hbar}(\mathcal{H}_0 - \epsilon\mathcal{W})} e^{-i\frac{T}{\hbar}(\mathcal{H}_0 + \epsilon\mathcal{W})} | \Psi_0 \rangle|^2 \quad (3)$$

In what follows we shall define some more general mathematical objects, namely $P(t; T)$ and $\delta E(t; T)$, that characterize the time evolution of the energy distribution within one driving period. It is important to realize that a thorough understanding of the one-period response is both important by itself, and also constitutes a bridge towards a theory for the (non-perturbative) response to periodic driving [4].

At first sight the two definitions of $P(T)$ look very similar: it is as if the role of \mathcal{H}_0 and \mathcal{W} is interchanged. However, we should be aware that in typical circumstances \mathcal{H}_0 has an unbounded spectrum, unlike the perturbation \mathcal{W} . Specifically, for classically chaotic systems, and for reasonably small \hbar , the matrix \mathcal{W} in the ordered \mathcal{H}_0 representation is a banded matrix which *looks random* [6]. The simplest model that captures this generic feature is the Wigner banded random matrix model (BRM) [7]. In the standard representation $\mathcal{H}_0 = \mathbf{E}$ is a diagonal matrix whose elements are the ordered energies $\{E_n\}$, with mean level spacing Δ , and $\mathcal{W} = \mathbf{B}$ is a BRM with non-vanishing couplings within the band $0 < |n - m| \leq b$. These coupling elements are zero on the average, and they are characterized by the variance $\sigma = (\langle |\mathbf{B}_{nm}|^2 \rangle)^{1/2}$. For sake of later convenience we define the bandwidth in energy units as $\Delta_b = b\Delta$, and describe the bandwidth profile using a spectral function $\tilde{C}(\omega)$ that equals $2\pi\hbar\sigma^2/\Delta$ for $|\hbar\omega| < \Delta_b$, and zero otherwise. This is in fact the Fourier transform of $C(\tau) = b\sigma^2 \sin(\tau/\tau_{cl})/(\tau/\tau_{cl})$, with $\tau_{cl} = \hbar/\Delta_b$. The function $C(\tau)$ describes the time autocorrelation of \mathcal{W} in

the Heisenberg picture, and τ_{cl} is the correlation time, also known as Thouless time.

We are interested in the time evolution of the energy distribution. The initial state $|\Psi_0\rangle$ is assumed to be an eigenstate $|m\rangle$ of \mathcal{H}_0 . In the first half period ($t < T/2$) we have "conventional" wavepacket dynamics that we had studied in [8]. What we want to discuss in this Letter is the dynamics for $t > T/2$, after the driving is reversed. The probability distribution after time t is $P_t(n|m) = |\langle n | U(t) | m \rangle|^2$. Averaging over realizations of the Hamiltonian one obtains the average profile $P_t(n - m)$. We characterize the evolving distribution using two different measures: The survival probability $P(t) = P(t; T) = P_t(r=0)$, and the energy spreading $\delta E(t) = \delta E(t; T) = \Delta \times \sqrt{\sum_r r^2 P_t(r)}$. Thus the energy distribution at the end of the driving cycle is characterized by $P(T) = P(T; T)$ and $\delta E(T) = \delta E(T; T)$.

It is important to realize that there is no "symmetry" between the perturbative (or adiabatic) limit $\epsilon \rightarrow 0$, and the limit $\epsilon \rightarrow \infty$. [The latter can be mistaken as corresponding to the sudden limit (very fast "velocity").] By looking on Eq.(3) one may be tempted to guess that in both limits we get $P(T) = 1$ and $\delta E(T) = 0$. This is definitely not true, as demonstrated in Fig. 1a. Another point which comes out from Fig. 1 is that the time t_r of "maximal return" is in general not $t_r = T$ but rather $(T/2) \leq t_r \leq T$. See Fig. 2. This is quite different from the notion of Loschmidt *echo* [2].

The systematic strategy for the analysis of the dynamics consists of two stages: The first stage is to define the different ϵ regimes in the corresponding parametric problem. As far as this Letter is concerned [9] the important distinction is between the standard perturbative regime ($\epsilon < \Delta/\sigma$), the Wigner Lorentzian regime ($\Delta/\sigma < \epsilon < b^{1/2}\Delta/\sigma$), and the non-perturbative semicircle regime ($\epsilon > b^{1/2}\Delta/\sigma$). The second stage is to consider the time dependent scenario separately in each regime. The driving is characterized by two parameters: One is the amplitude ϵ , and the other is the period T . Thus we have a two dimensional parameter space (T, ϵ) to study, in analogy with having (Ω, A) space in case of periodic driving [4].

Using first order perturbation theory one obtains the following results for either the total transition probability $p(t) = (1 - P(t))$ or the energy spreading $(\delta E(t))^2$:

$$\epsilon^2 \times \int_{-\infty}^{\infty} \frac{d\omega}{2\pi} \left[\frac{1}{(\hbar\omega)^2} \right] \tilde{F}_t(\omega) \tilde{C}(\omega) \quad (4)$$

where the expression in the square brackets should be excluded in case of $\delta E(t)$. The spectral content of the driving is $\tilde{F}_t(\omega) = 2(1 - \cos(\omega t))$ for $t < T/2$, and $\tilde{F}_t(\omega) = |1 - 2e^{i\omega T/2} + e^{i\omega t}|$ otherwise. In case of $\delta E(t)$ a simpler version of the above result is $\delta E(t) = \epsilon \times \sqrt{2(C(0) - C(t))}$ for $t < T/2$, and $\delta E(t) = \epsilon \times \sqrt{6C(0) + 2C(t) - 4C(T/2) - 4C(t - (T/2))}$ otherwise.

Using the above one obtains for the spreading, in the absence of driving reversal, a crossover from ballistic behavior ($\delta E(t) \propto t$) to saturation. As for the survival probability: The short time ($t < \tau_{cl}$) behavior is $p(t) \propto (\epsilon t)^2$. For longer times, if Fermi-golden-rule applies, we get $p(t) = (\Gamma/\hbar)t$, implying a Wigner decay $P(t) = \exp(-(\Gamma/\hbar)t)$. Here $\Gamma = 2\pi(\sigma\epsilon)^2/\Delta$. The limited applicability of the above perturbative results is further discussed in the next paragraphs.

We want to understand the effect of driving reversal on the spreading/decay processes, and in particular to determine whether (or to what degree) the spreading/decay processes are reversible. The first step is to see whether perturbation theory (Eq.(4)) is applicable for the analysis of the driving reversal scenario. In Fig. 1b we display the rescaled energy spreading $\delta E(t)/\epsilon$ for a representative period T and various ϵ . For small ϵ we observe the scaling which is implied by Eq.(4). But for larger ϵ we observe a different (non-perturbative) behavior. Similar results (Fig. 1c) are found in case of $p(t)/\epsilon^2$.

The dynamics in the standard perturbative regime (which is in fact the adiabatic regime in case that x is "velocity"), can be treated using literally first-order perturbation theory. This is because the spreading probability remains concentrated all the time in the initial level. In this regime Wigner decay does not have a chance to develop due to recurrences.

The dynamics in the Wigner Lorentzian regime is controlled by the two energy scales, Δ_b and Γ . If we are deep in this regime we have a separation of energy scales $\Gamma \ll \Delta_b$. The energy scale Γ is important for $P(t)$, because this is the energy range where most of the probability is concentrated (the "core" component). In contrast to that the energy scale that is important for $\delta E(t)$ is Δ_b , because the variance is determined by the perturbative tails of the energy distribution, and not by the width of the non-perturbative "core" component. This means that in the Wigner Lorentzian regime the "physics" of reversibility is different, depending whether we look on $P(t)$ or on $\delta E(t)$. To be specific, for $\delta E(t)$ we have reversibility provided $t < \tau_{cl}$, while for $P(t)$ we have reversibility for $t < \hbar/\Gamma$. This conclusion can be reached by a straightforward extension of the argumentation in Ref.[8], and therefore we state it here without further details.

We turn now to discuss the dynamics in the non-perturbative regime, which is our main interest. In the absence of driving reversal [8] we get diffusion ($\delta E(t) \propto \sqrt{t}$) for $t > t_{prt}(\epsilon)$, where

$$t_{prt}(\epsilon) = \hbar/(\sqrt{b}\sigma\epsilon) \quad (5)$$

If $T/2 < t_{prt}(\epsilon)$, this non-perturbative diffusion does not have a chance to develop, and therefore we can still trust Eq. (4). So the interesting case is $T/2 > t_{prt}(\epsilon)$, which means large enough ϵ . It is extremely important to realize that without reversing the driving, the presence or

the absence of \mathbf{E} cannot be detected. It is only by driving reversal that we can easily determine (as in Fig. 1a) whether the diffusion process is reversible or irreversible.

In order to analyze irreversibility we should distinguish between two stages in the non-perturbative diffusion process. The first stage ($t_{prt} < t < t_{sdn}$) is reversible, while the second stage ($t > t_{sdn}$) is irreversible. [For much longer time scales we have recurrences or localization which are not the issue of this Letter [9].] The second time scale (t_{sdn}) is "new". It did not appear in our "wavepacket dynamics" study [8], because it can be detected only by time/driving reversal experiment.

We can determine the time scale t_{sdn} as follows. The diffusion coefficient is $D_E = \Delta^2 b^{5/2} \sigma \epsilon / \hbar$ up to a numerical prefactor [8]. The diffusion law is $\delta E^2(t) = D_E t$. The diffusion process is reversible as long as \mathbf{E} does not affect the relative phases of the participating energy levels. This means that the condition for reversibility is $(\delta E(t) \times t)/\hbar \ll 1$. The latter inequality can be written as $t < t_{sdn}(\epsilon)$, where

$$t_{sdn}(\epsilon) = \left(\frac{\hbar^2}{D_E} \right)^{1/3} = \left(\frac{\hbar^3}{\Delta^2 b^{5/2} \sigma \epsilon} \right)^{1/3} \quad (6)$$

This considerations imply that in the nonperturbative regime we should have non-universal scaling with respect to $\epsilon^{1/3} \times T$. This obviously goes beyond any implications of perturbation theory (Eq.(4)). The numerical analysis (Fig. 2) confirms the above claim.

The non-perturbative diffusion process involves only one energy scale, and therefore in the non-perturbative regime the scaling of $\delta E(T)$ and $P(T)$ is similar (Fig. 3). The non universal scaling of $P(T)$ versus $\epsilon^{1/3} \times T$ is very different from the observed behavior in the Wigner regime (not shown) where the scaling is versus $\epsilon^2 \times T$. Also for $\delta E(T)$ we observe the same non-perturbative scaling by plotting $\delta E(T)/\epsilon^{1/3}$ versus $\epsilon^{1/3} \times T$. The latter should be contrasted with the perturbative $\epsilon^0 \times T$ scaling which is observed in the Wigner regime (not shown). The scaling of the vertical axis is explained on the basis of diffusion process after t_r , which is of the same nature as for $t < T/2$.

We are now able to define what is the sudden limit. This is the (T, ϵ) regime which is defined by the condition $T \ll t_{sdn}(\epsilon)$. The condition is never satisfied in the $\epsilon \rightarrow \infty$ limit. If we interpret ϵ as "velocity" then this looks quite strange in first sight, because we are used to associate the sudden limit with having a very "fast" process. The subtlety is resolved once we realize that in a proper formulation of the sudden limit we should take $\epsilon \rightarrow \infty$, while holding the "displacement" ($\epsilon \times T$) equal to a constant value.

- [2] R.A. Jalabert and H.M. Pastawski, Phys. Rev. Lett. **86**, 2490 (2001). F.M. Cucchietti, H.M. Pastawski, R. Jalabert Physica A, **283**, 285 (2000). F.M. Cucchietti, H.M. Pastawski and D.A. Wisniacki cond-mat/0102135. Ph. Jacquod, P.G. Silvestrov and C.W.J. Beenakker, Phys. Rev. E **64**, 055203 (2001). S. Tomsovic and N.R. Cerruti, nlin.CD/0108016. T. Prosen, quant-ph/0106149. T. Prosen and M. Znidaric, quant-ph/0106150. D.A. Wisniacki and D. Cohen, quant-ph/0111125.
- [3] D. Cohen, cond-mat/0103279, Phys. Rev. E, (Jan.2002).
- [4] D. Cohen and T. Kottos, Phys. Rev. Lett. **85**, 4839 (2000).
- [5] D. Cohen, Annals of Physics **283**, 175 (2000); D. Cohen in "Proceedings of the International School of Physics Enrico Fermi Course CXLIII", Edited by G. Casati, I. Guarneri and U. Smilansky, IOS Press, Amsterdam (2000).
- [6] M. Feingold and A. Peres, Phys. Rev. A **34** 591, (1986); M. Feingold, D. Leitner, M. Wilkinson, Phys. Rev. Lett. **66**, 986 (1991); M. Feingold, A. Gioletta, F. M. Izrailev, L. Molinari, ibid. **70**, 2936 (1993); M. Wilkinson, M. Feingold, D. Leitner, J. Phys. A **24**, 175 (1991).
- [7] E. Wigner, Ann. Math **62** 548 (1955); **65** 203 (1957); V.V. Flambaum, A.A. Gribakina, G.F. Gribakin and M.G. Kozlov, Phys. Rev. A **50** 267 (1994); G. Casati, B.V. Chirikov, I. Guarneri, F.M. Izrailev, Phys. Rev. E **48**, R1613 (1993); Phys. Lett. A **223**, 430 (1996); Ph. Jacquod and D. L. Shepelyansky, Phys. Rev. Lett. **75**, 3501 (1995); Y. V. Fyodorov, O. A. Chubykalo, F. M. Izrailev, and G. Casati, ibid. **76**, 1603 (1996).
- [8] D. Cohen, F. Izrailev and T. Kottos, Phys. Rev. Lett., **84** 2052, (2000); T. Kottos and D. Cohen, Phys. Rev. E **64**, R-065202 (2001).
- [9] To avoid confusion we would like to state that long time recurrences are not an issue of the present Letter. This should be kept in mind while reading the analysis. In particular this is the reason why we do not make a distinction between the "ergodic" and the "localization" regimes. See [8] for details.

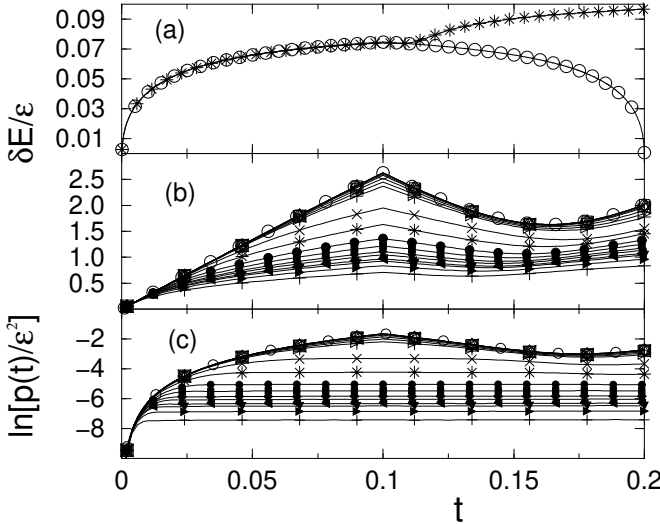


FIG.1: Energy spreading and total transition probability as a function of time. We use units such that $\Delta = \sigma = \hbar = 1$, and $b = 10$. Typically we take an average over more than 100 different realizations in each run. (a) The actual evolution (\star) with $\mathbf{E} \neq 0$ is

compared with the evolution that would be obtained (\circ) if we had $\mathbf{E} = 0$. The simulation is done for an extremely large perturbation ($\epsilon = 1000$). The remarkable reversibility in the $\mathbf{E} = 0$ case is an indication for the accuracy of the numerical simulations. (b) The rescaled energy spreading $\delta E(t)/\epsilon$, for $T = 0.2$, and for various amplitudes (up to $\epsilon = 40$). The clustering of curves corresponds to the standard perturbative regime ($\epsilon \leq 1$). (c) The same for the rescaled total transition probability $p(t)/\epsilon^2$.

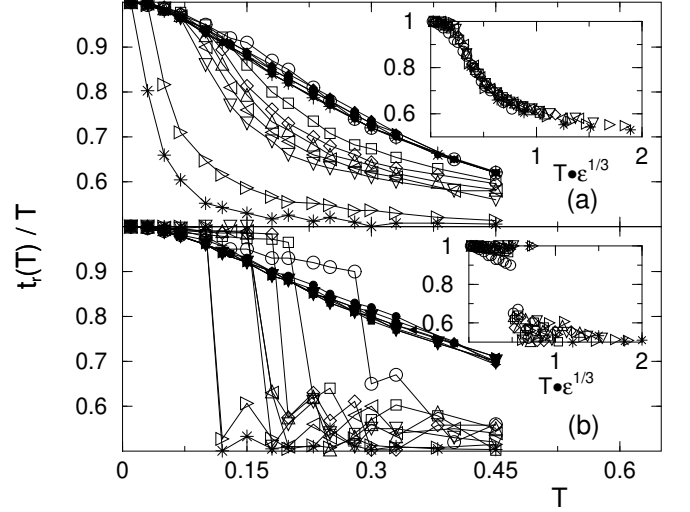


FIG.2: (a) The time t_r calculated from $\delta E(t; T)$, as a function of T for various amplitudes (up to $\epsilon = 40$). The clustering of curves corresponds to the standard perturbative regime ($\epsilon \leq 1$). The inset (where only data with $\epsilon > 5$ are displayed) demonstrates the scaling against $\epsilon^{1/3} \times T$ in the non-perturbative regime. (b) The same, but now t_r is evaluated from the survival probability $P(t; T)$.

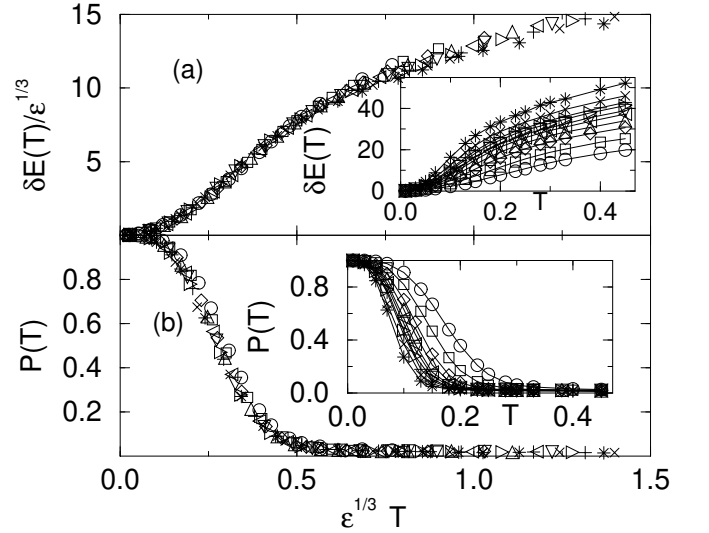


FIG.3: (a) The rescaled energy spreading $\delta E(T)/\epsilon^{1/3}$ versus the rescaled time $\epsilon^{1/3} \times T$ for ϵ values in the non-perturbative regime ($\epsilon > 5$). The inset displays the same data without rescaling. (b) The same for the survival probability $P(T)$.