

Hole-doped, High-Temperature Superconductors Li_xBC , Na_xBC and C_x : A Coherent-Potential-Based Prediction

Prabhakar P. Singh

Department of Physics, Indian Institute of Technology, Powai, Mumbai-400076, India
(November 5, 2018)

Using density-functional-based methods, we show that the hole-doped Li_xBC and Na_xBC in $P6_3/mmc$ crystal structure and C_x in graphite structure are capable of showing superconductivity, possibly with a T_c much higher than that of MgB_2 . We use full-potential methods to obtain the optimized lattice constants a and c , coherent-potential approximation to describe the effects of disorder, Gaspari-Gyorffy formalism to obtain the electron-phonon coupling constant λ , and Allen-Dynes equation to calculate T_c as a function of hole concentration in these alloys.

PACS numbers: 74.25.Jb, 74.70.Ad

The search for new MgB_2 -like superconductors [1] has proved to be elusive so far, in spite of intense experimental effort. The difficulty in finding new materials with superconducting properties similar to that of MgB_2 [1–3] may partly be due to the delicate nature of interaction responsible for superconductivity (SC) [4–8]. In MgB_2 , the relatively high superconducting transition temperature, T_c , of 39 K is achieved through a coming together of various aspects of phonon-mediated electron-electron interaction, such as (i) strong in-plane $B-B$ covalent bonding [4–7], (ii) electron and hole-like cylindrical Fermi sheets along Γ to A [4,5,8], (iii) a strong coupling of the σ states to the in-plane $B-B$ bond-stretching mode [4,5,8] including an-harmonic effects [7,8], (iv) $B p_{x(y)}$ contribution to the total density of states (DOS) at the Fermi energy, E_F , and the total DOS at E_F [4,6], and others.

Most of the experimental as well as theoretical efforts have used *layered and metallic* materials as the starting point to obtain materials with above-mentioned electronic properties leading to high-temperature SC but without success. It may be that we have to follow a different route to obtain new MgB_2 -like superconductors with high T_c . Such an alternative route is provided by hole-doping of the *layered but semiconducting or insulating* materials [9].

With the aim of developing materials with MgB_2 -like electronic properties, we have studied how hole-doping can be used to tailor the electronic structure of Li_xBC , Na_xBC and C_x alloys. In particular, it turns out that the hole-doping makes Li_xBC , Na_xBC and C_x alloys similar to MgB_2 in more ways than one, making these alloys promising candidates for showing high-temperature SC.

In the following, we present the results of (i) fully-relaxed, full-potential electronic structure calculations for $LiBC$ and $NaBC$ in $P6_3/mmc$ crystal structure and C in graphite structure, using density-functional-based methods, (ii) charge-self-consistent, coherent-potential-based electronic structure calculations for the hole-doped

Li_xBC , Na_xBC and C_x alloys, and (iii) the calculations of T_c in hole-doped Li_xBC , Na_xBC and C_x alloys with x ranging from 1 to 0.2 (hole concentration is equal to $(1-x)$).

For full-potential calculations, we have used ABINIT code [10], based on pseudopotentials and planewaves, and optimized the lattice constants a and c of $LiBC$, $NaBC$ and C . The effects of hole doping in Li_xBC , Na_xBC and C_x alloys have been studied using Korringa-Kohn-Rostoker coherent-potential approximation in the atomic-sphere approximation (KKR-ASA CPA) method [11,12]. For calculating T_c as a function of x in Li_xBC , Na_xBC and C_x alloys, we have used the Gaspari-Gyorffy formalism [13] to evaluate the electron-phonon (EP) coupling constant λ , and Allen-Dynes equation [14] to calculate T_c .

Based on our calculations, described below, we find that the hole-doped Li_xBC and Na_xBC and C_x are capable of showing SC, possibly with a T_c as high as ~ 105 K for $Li_{0.5}BC$ [9], ~ 106 K for $Na_{0.6}BC$ and ~ 60 K for $C_{0.4}$. Such a high T_c in these alloys becomes possible partly because the hole-doping modifies the electronic structure, discussed in terms of the density of states and spectral function along Γ to A direction, and brings it closer to that of MgB_2 .

Before describing our results in detail, we provide some of the computational details. The structural relaxation of $LiBC$, $NaBC$ and C was carried out by the molecular dynamics program ABINIT as described in Ref. [6]. The charge self-consistent electronic structure of Li_xBC , Na_xBC and C_x alloys as a function of x has been calculated using the KKR-ASA CPA method. We have used the CPA rather than a rigid-band model because CPA has been found to reliably describe the effects of disorder in metallic alloys [11,12], including MgB_2 alloys [15]. We parametrized the exchange-correlation potential as suggested by Perdew-Wang [16] within the generalized gradient approximation. The Brillouin zone (BZ) integrations for charge self-consistency and the DOS calcu-

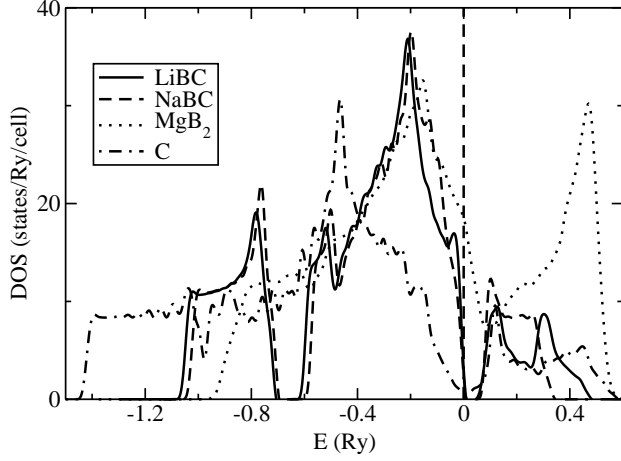


FIG. 1. The total density of states calculated at the optimized lattice constants using the ABINIT program. For comparison the DOS for MgB_2 has been doubled. The vertical dashed line indicates E_F .

TABLE I. The calculated lattice constants a and c in atomic units. The experimental lattice constants are shown in the parentheses.

Compound	a	c
$LiBC$	5.16 (5.202)	13.24 (13.342)
$NaBC$	5.25	15.62
C	4.63 (4.650)	12.62 (12.649)
MgB_2	5.76 (5.834)	6.59 (6.657)

lations were carried out using 1215 and 4900 \mathbf{k} -points in the irreducible part of the BZ, respectively. For DOS (spectral function) calculation, we added a small imaginary component of 1 (2) mRy to the energy. The lattice constants for Li_xBC , Na_xBC and C_x alloys as a function of x were kept fixed to the values given in Table I. To reduce ASA-related errors in open structures we introduced empty spheres. The Wigner-Seitz radii for Li and Na were slightly larger than that of B and C . The maximum l value used was $l_{max} = 2$.

The λ was calculated using Gaspari-Gyorffy formalism with the potentials of Li_xBC , Na_xBC and C_x obtained with the KKR-ASA CPA method. Subsequently, the variation of T_c with x was calculated using Allen-Dynes equation. The average value of phonon frequency ω_{ln} for MgB_2 was taken from Ref. [5], while the value of μ^* was kept fixed at 0.09.

First, we discuss the changes brought about by hole-doping in the various aspects of the electronic structure of Li_xBC , Na_xBC and C_x alloys in terms of (i) total DOS, (ii) partial B and C p -contributions to the total DOS at E_F , and (iii) spectral function along Γ to A evaluated at E_F . Then we describe the calculated T_c for these alloys

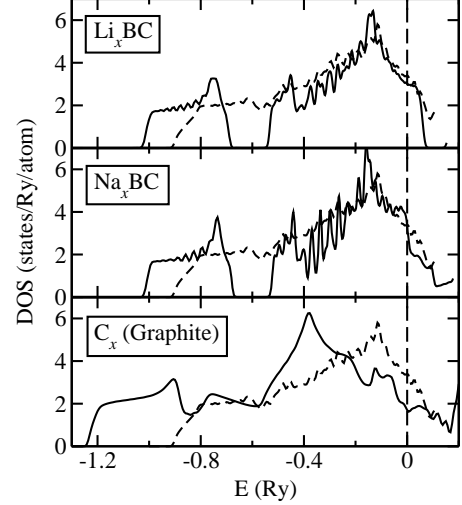


FIG. 2. The total DOS (solid line) for Li_xBC (upper panel), Na_xBC (middle panel), and C (lower panel) at $x = 0.5$, calculated using the KKR-ASA CPA method. For comparison the total DOS for MgB_2 (dashed line) is also shown. The vertical dashed line indicates E_F .

as a function of hole concentration, which is the main result of the present work.

We show in Fig. 1 the total DOS for $LiBC$, $NaBC$ and C alloys calculated using the ABINIT program at the optimized lattice constants as given in Table I. For comparison we also show the DOS for MgB_2 obtained as described in Ref. [6]. The compound $NaBC$ has a higher c/a than $LiBC$ primarily because of the larger Na atoms. The difference in c/a ratio leads to significant changes between the electronic structure of $LiBC$ and $NaBC$. By comparing the DOS of $LiBC$, $NaBC$ and C with MgB_2 , it is clear that if E_F can be moved suitably inside the valence band then the DOS at E_F in these alloys can be made comparable to the DOS at E_F in MgB_2 . One of the ways of moving the E_F inside the valence band is through hole-doping, as described next.

The changes in the electronic structure of Li_xBC , Na_xBC and C_x alloys as a function of x has been studied for x ranging from 1 to 0.2. We find that with increasing hole concentration E_F moves inside, as expected, and consequently these alloys become metallic. As an example, we show in Fig. 2 the total DOS of $Li_{0.5}BC$, $Na_{0.5}BC$ and $C_{0.5}$ alloys, calculated as described earlier. From a comparison with the DOS of MgB_2 , calculated using the same approach and also shown in Fig. 2, it is clear that the DOS around E_F in $Li_{0.5}BC$, $Na_{0.5}BC$ and $C_{0.5}$ alloys are comparable to that of MgB_2 . Our calculation shows that the hole concentrations of 50%–80% are ideal for matching the total DOS of Li_xBC , Na_xBC and C_x alloys with that of MgB_2 . Knowing the importance of the total DOS as well as the in-plane B p -contribution to the total DOS at E_F in MgB_2 , the alloys Li_xBC ,

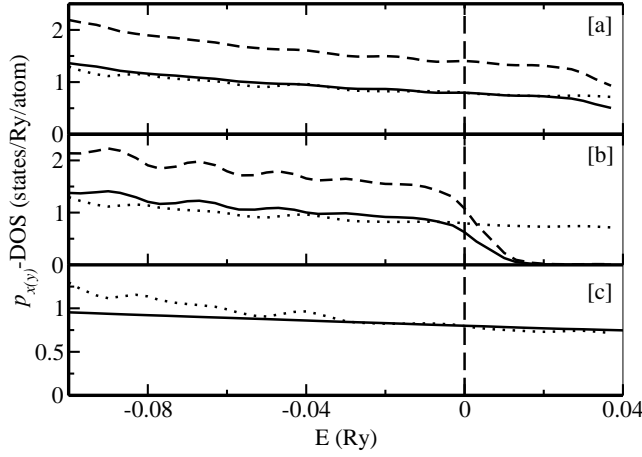


FIG. 3. The $p_{x(y)}$ component of B (solid line) and C (dashed line) partial DOS around E_F for (a) $Li_{0.5}BC$, (b) $Na_{0.5}BC$, and (c) $C_{0.5}$, calculated using the KKR-ASA CPA method. For comparison the $p_{x(y)}$ component of B partial DOS in MgB_2 (dotted line) is also shown. The vertical dashed line indicates E_F .

Na_xBC and C_x will be good candidates for showing SC only if the B and C p -contributions to the total DOS at E_F are comparable to that of MgB_2 .

In Fig. 3 we compare the $p_{x(y)}$ contributions of B and C to the total DOS around E_F with the corresponding contribution from MgB_2 . The $B p_{x(y)}$ contribution in $Li_{0.5}BC$ is almost identical to that of MgB_2 , while the $C p_{x(y)}$ contribution is slightly higher, indicating a strong $B - C$ covalent bonding. In $Na_{0.5}BC$ the $B p_{x(y)}$ contribution is slightly lower than that in MgB_2 . Thus a further increase in hole concentration will enhance the $p_{x(y)}$ contribution to the total DOS. On the other hand in the case of $C_{0.5}$ the $C p_{x(y)}$ DOS is identical to that of the $B p_{x(y)}$ contribution in MgB_2 .

For Li_xBC , Na_xBC and C_x alloys to remain in the contention for showing MgB_2 -like superconducting properties, a favorable matching of the total DOS and the partial $B p_{x(y)}$ and/or $C p_{x(y)}$ contributions to the total DOS at E_F must be followed by similarities in the Fermi surfaces of these hole-doped alloys with that of MgB_2 , especially along Γ to A . A measure of this similarity is provided by comparing the spectral function, $A(\mathbf{k}, \mathbf{E}_F)$, of MgB_2 with Li_xBC , Na_xBC and C_x alloys along Γ to A [15]. Such a comparison is shown in Fig. 4, where we have plotted $A(\mathbf{k}, \mathbf{E}_F)$ along Γ to A for Li_xBC , Na_xBC and C_x alloys with $x = 0.3$ and 0.5 , as well as for MgB_2 . We find that $A(\mathbf{k}, \mathbf{E}_F)$ for $Li_{0.5}BC$ is closest to that of MgB_2 , indicating similarities in the Fermi surfaces of the two compounds along Γ to A . In C_x the spectral functions for $x = 0.3$ and 0.5 are 7 – 8 times larger than the corresponding values in MgB_2 , while in $Na_{0.3}BC$

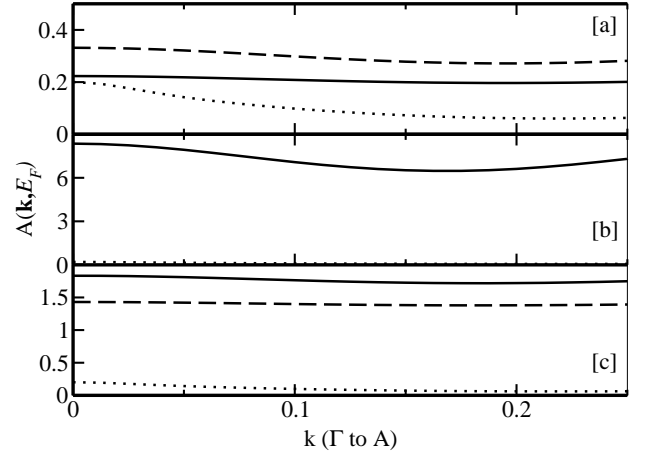


FIG. 4. The calculated spectral function along Γ to A direction, evaluated at E_F , for $x = 0.3$ (solid line) and $x = 0.5$ (dashed line) in (a) Li_xBC , (b) Na_xBC , and (c) C_x alloys. For comparison, the spectral function for MgB_2 (dotted line) is also shown. In (b) the spectral function for $Na_{0.5}BC$ is out of range of the plot.

it is 40 – 45 times larger. Based on the comparison of the various aspects of the electronic structure of Li_xBC , Na_xBC and C_x alloys with MgB_2 , we find Li_xBC to be the most promising candidate for showing MgB_2 -like SC followed by C_x . Such a conclusion is borne out by our explicit calculation of T_c as a function of hole concentration in Li_xBC , Na_xBC and C_x alloys.

The calculated T_c as a function of hole concentration in Li_xBC , Na_xBC and C_x alloys is shown in Fig. 5, where we also show the variation in T_c in MgB_2 . Clearly, hole-doped Li_xBC , expected to have a T_c of around 105 K with 50% hole concentration, offers the best hope for improving the T_c of MgB_2 -type superconductors. The EP coupling is much stronger in Li_xBC ($\lambda \sim 1.7$ for $x = 0.5$) than in MgB_2 or any other alloys that we have considered. Our results for Li_xBC are consistent with the results of Ref. [9]. Our calculation also shows that Na_xBC , if it can be synthesized, will also have a T_c comparable to that of Li_xBC albeit at a higher hole concentration. The change in T_c of MgB_2 with increasing hole concentration is not large. Surprisingly, C_x is also found to show SC at elevated temperature.

The work presented here can be further improved by optimizing the lattice constants a and possibly c [17], within the CPA, as a function of hole concentration. However, the results presented in this paper are very robust and, in our opinion, a slight change in lattice constants due to optimization will not change the main conclusions of the present work.

In conclusion, we have presented the results of a fully-relaxed, full-potential electronic structure calculations

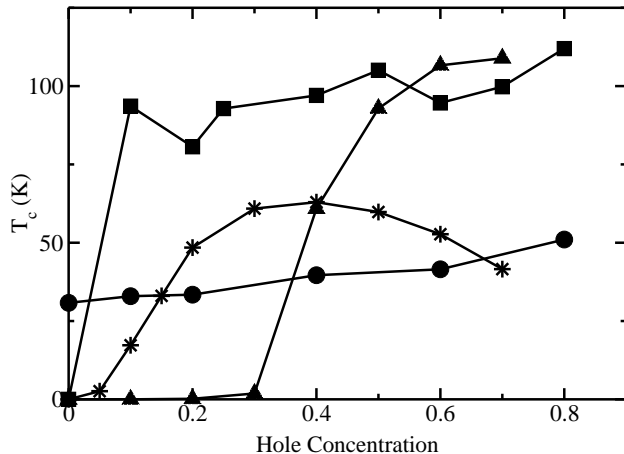


FIG. 5. The calculated variation in T_c as a function of hole concentration for Li_xBC (filled square), Na_xBC (filled triangle), C_x (star), and Mg_xB_2 (filled circle).

for $LiBC$ and $NaBC$ in $P6_3/mmc$ crystal structure and C in graphite structure. Using CPA, we have discussed the effects of hole-doping in Li_xBC , Na_xBC and C_x alloys in terms of (i) total DOS as well as Bp contribution to it and, (ii) the spectral function along Γ to A , and shown that the electronic structure of the hole-doped alloys is similar to that of MgB_2 . Our calculated T_c clearly shows Li_xBC and C_x to be superconducting in the range $0.2 \leq x \leq 0.8$, and Na_xBC to be superconducting in the range $0.2 \leq x \leq 0.65$, with $Li_{0.5}BC$ showing a possible T_c of 105 K.

therein.

- [10] See URL <http://www.pcpm.ucl.ac.be/abinit>.
- [11] Prabhakar P. Singh and A. Gonis, Phys. Rev. B **49**, 1642 (1994); Prabhakar P. Singh *et al.*, Phys. Rev. Lett. **71**, 1605 (1993).
- [12] J. S. Faulkner, Prog. Mat. Sci **27**, 1 (1982); and references therein.
- [13] G. D. Gaspari and B. L. Gyorffy, Phys. Rev. Lett. **28**, 801 (1972).
- [14] P. B. Allen and R. C. Dynes, Phys. Rev. B **12**, 905 (1975).
- [15] Prabhakar P. Singh, submitted to Phys. Rev. Lett..
- [16] J. P. Perdew and Y. Wang, Phys. Rev. B **45**, 13244 (1992); J. Perdew *et al.*, Phys. Rev. Lett. **77**, 3865 (1996).
- [17] L. Vitos *et al.*, Phys. Rev. Lett. **87**, 156401 (2001).

-
- [1] J. Nagamatsu *et al.*, Nature, **410**, 63 (2001).
 - [2] S. L. Bud'ko *et al.*, Phys. Rev. Lett. **86**, 1877 (2001); D. G. Hinks *et al.*, Nature **411**, 457 (2001); T. Takahashi *et al.*, Phys. Rev. Lett. **86**, 4915 (2001); T. Yildirim *et al.*, Phys. Rev. Lett. **86**, 5771 (2001).
 - [3] Cristina Buzea and Tsutomu Yamashita, cond-mat/0108265, and references therein.
 - [4] J. Kortus *et al.*, Phys. Rev. Lett. **86**, 4656 (2001); M. An and W. E. Pickett, Phys. Rev. Lett. **86**, 4366 (2001); K.-P. Bohnen *et al.*, Phys. Rev. Lett. **86**, 5771 (2001); N. I. Medvedeva *et al.*, Phys. Rev. B **64**, 020502 (2001); G. Satta *et al.*, Phys. Rev. B **64**, 104507 (2001); K. D. Belaschenko *et al.*, Phys. Rev. B **64**, 092503 (2001).
 - [5] Y. Kong *et al.*, Phys. Rev. B **64**, 020501 (2001).
 - [6] Prabhakar P. Singh, Phys. Rev. Lett. **87**, 087004 (2001).
 - [7] A. Liu *et al.*, Phys. Rev. Lett. **87**, 87005 (2001).
 - [8] H. J. Choi *et al.*, cond-mat/0111182 and cond-mat/0111183 (2001).
 - [9] H. Rosner *et al.*, cond-mat/0111592, and references