

Half-metallic antiferromagnets in double perovskites: LaAVRuO_6 ($A=\text{Ca, Sr, and Ba}$)

J. H. Park, S. K. Kwon and B. I. Min

Department of Physics, Pohang University of Science and Technology, Pohang 790-784, Korea
(October 23, 2018)

Based on the theoretical exploration of electronic structures, we propose that the ordered double perovskites LaAVRuO_6 and $\text{LaVO}_3/\text{ARuO}_3$ (001) superlattice ($A = \text{Ca, Sr and Ba}$) are strong candidates for half-metallic (HM) antiferromagnets (AFMs). We have shown that the HM-AFM nature in LaAVRuO_6 is very robust regardless of (i) divalent ion replacement at A -sites, (ii) oxygen site relaxation, (iii) the inclusion of the Coulomb correlation, and (iv) cation disorder. A type of the double exchange interaction is expected to be responsible for the half-metallicity and the antiferromagnetism in these systems.

Since the observation of the room temperature colossal magnetoresistance (CMR) phenomenon in $\text{Sr}_2\text{FeMoO}_6$ [1], intensive research efforts have been devoted to understanding electronic and magnetic properties of double perovskites with $A_2BB'O_6$ formula unit (F.U.). The high transition temperature T_C and the low field MR in double perovskites suggest the high spin-polarization of conduction electrons and the half-metallic (HM) ground state [1,2]. In fact, the HM property is considered to be closely related to the CMR phenomena observed in various materials [3,4]. It has also been proposed that the double perovskites can be a suitable candidate for the half-metallic (HM) antiferromagnet (AFM) [5]. The HM-AFM is a nonmagnetic metal, but its conduction electrons are perfectly spin-polarized. The HM-AFM is expected to play a vital role in the advanced spintronic devices that utilize the spin polarization of the conduction carriers. Furthermore, the success in synthesizing the ordered $\text{La}_2\text{CrFeO}_6$ as an artificial superlattice of (111) layers of $\text{LaFeO}_3/\text{LaCrO}_3$ stimulates research on developing new double perovskites with exotic properties [6]. The purpose of present work is to search for candidate materials in double perovskites having the HM-AFM characteristics.

The first HM-AFM was proposed by van Leuken and de Groot [7] on the basis of the Heusler compound. Pickett [5] has also suggested that the double perovskite La_2VMnO_6 can be a promising candidate for the HM-AFM. The local spin-density approximation (LSDA) band calculation in La_2VMnO_6 indicates that only the minority t_{2g} bands of both V and Mn contribute to the density of states (DOS) near the Fermi energy E_F . The valence electron configurations are Mn^{3+} ($3d^4$) and V^{3+} ($3d^2$), and the antiparallel alignment of the low spin Mn^{3+} ($t_{2g}^3 \uparrow t_{2g}^1 \downarrow$, $S = 1$) and the V^{3+} ($t_{2g}^2 \downarrow$, $S = 1$) states yields zero total magnetic moment. The HM-AFM nature of La_2VMnO_6 has not been tested experimentally yet. However, the low spin state of Mn^{3+} in the double perovskite seems to be rather unlikely. On the other hand, it has been suggested that mixed-cation double perovskites of $AA'BB'O_6$ -type form ordered structures and provide good candidates for the HM-AFM [5]. Indeed, ordered LaBaMRuO_6 ($M = \text{Mg, Zn}$) were synthe-

sized recently [8]. However, since M 's are nonmagnetic elements, it is not a half-metal [9].

Motivated by the above theoretical and experimental works, we have explored the $AA'BB'O_6$ -type double perovskites to search for possible HM-AFMs. We have chosen LaAVRuO_6 (LAVRO: $A=\text{Ca, Sr and Ba}$) as potential candidates. In the ionic picture, V and Ru ion are expected to be trivalent V^{3+} ($3d^2$) and tetravalent Ru^{4+} ($4d^4$), respectively. Then V^{3+} ion has the spin moment of $2\mu_B$ in high spin state while Ru^{4+} ion has $2\mu_B$ in low spin state, and so, if they are antiferromagnetically coupled, the total magnetic moment will be zero. Another valence configuration of V^{4+} ($3d^1$) and Ru^{3+} ($4d^5$), albeit not so plausible, would also produce zero total magnetic moment.

We have investigated electronic structures of mixed-cation double perovskites LAVRO ($A=\text{Ca, Sr, Ba}$) using both the LSDA and the LSDA + U (U : Coulomb correlation interaction) scheme on the basis of the linearized muffin-tin orbitals (LMTO) band method [10]. We have considered LAVRO as a combined form of LaVO_3 and ARuO_3 perovskites. LaAVRO with the antiferromagnetic coupling of V and Ru spins corresponds to a superlattice having the layered structure of stacking along the [111] direction, as in $\text{La}_2\text{CrFeO}_6$. In the [111] stacking, each Ru atom has six V neighbors, and each V atom has six Ru neighbors. In reality, the fabrication of LAVRO film along the [111] direction may not be easy due to the absence of proper substrate and the cation disorder effect [11]. Hence, in this work, we have also considered $\text{LaVO}_3/\text{ARuO}_3$ superlattice stacking along the [001] direction to investigate the stable electronic and magnetic structures. In the [001] stacking of $\text{LaVO}_3/\text{ARuO}_3$ superlattice, each Ru atom has four Ru and two V neighbors, while each V atom has four V and two Ru neighbors. By considering two stacking structures, one can expect to simulate the effect of the cation disorder on the electronic structures.

LaVO_3 is known to be a Mott insulator with the antiferromagnetic ordering [12]. Due to the $3d^2$ valency of V^{3+} ion, LaVO_3 would undergo a Jahn-Teller structural distortion [13]. Also the band calculation should take into account the $3d$ electron Coulomb correlation because of

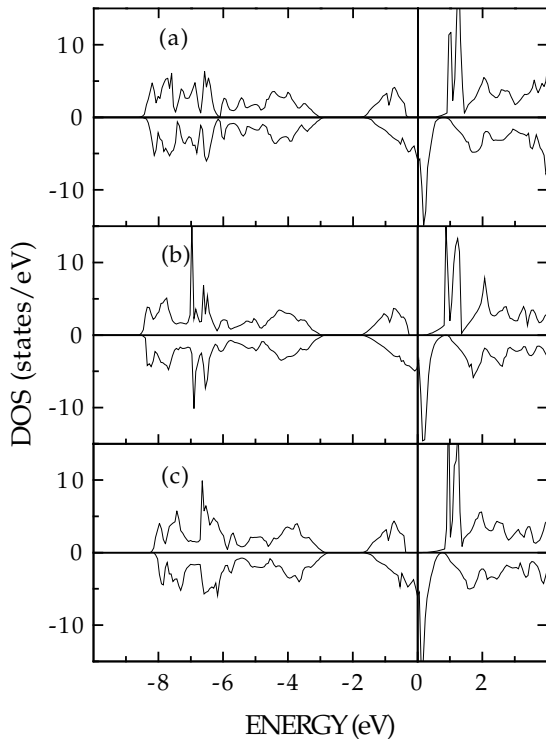


FIG. 1. The total DOSs of LaAVRuO₆ in the LSDA. (a) $A = \text{Ca}$, (b) $A = \text{Sr}$ and (c) $A = \text{Ba}$.

the Mott insulating nature of LaVO₃ [14,15]. Indeed, with $U = 5.0$ eV and $a/c = 0.95$ tetragonal distortion from the cubic symmetry, we have found that LaVO₃ becomes an insulator [16]. It has been reported that, with hole doping in LaVO₃, the insulator to metal transition occurs: LaAVO₃ ($A = \text{Ca}, \text{Sr}$) [17,18].

Both CaRuO₃ and SrRuO₃ exhibit metallic conductivity. CaRuO₃ has an orthorhombically distorted perovskite structure with GdFeO₃-type ($Pbnm$) [19]. SrRuO₃ also has an orthorhombic crystal structure [19]. For the magnetic property of CaRuO₃, several conflicting results are reported [20–22]. According to the most recent report, CaRuO₃ is considered to be a paramagnetic metal [23]. On the other hand, SrRuO₃ is a ferromagnet with $T_C \sim 160$ K and the magnetic moment $M = 1.4 \pm 0.4 \mu_B$ per Ru atom [20,21]. BaRuO₃ is chemically related and isoelectronic to CaRuO₃ and SrRuO₃, but its structure and electronic properties are very different. The crystal structure of BaRuO₃ belongs to the hexagonal perovskite family with various crystallographic forms, $4R$, $6R$, and $9R$, according to the stacking sequence. The $4R$ -BaRuO₃ shows a metallic resistivity behavior down to low temperature, while the $9R$ -BaRuO₃ shows a crossover to a more resistive state [24]. The magnetic states are paramagnetic for all BaRuO₃ [24,25].

The LSDA equilibrium lattice constant of LaSrVRuO₆ (LSrVRO) turns out to be close to the average value of the lattice constants of its parent materials, LaVO₃ and

SrRuO₃ [26]. The ferrimagnetic ground state is lower in energy than the paramagnetic state by 0.24 eV/F.U. for LSrVRO. Likewise, both LaCaVRuO₆ (LCaVRO) and LaBaVRuO₆ (LBaVRO) have the ferrimagnetic ground states too (see Table I). The total DOSs of LAVRO ($A = \text{Ca}, \text{Sr}$, and Ba) are presented in Fig. 1 which shows the HM-AFM nature of all three systems. As is well known, A -site atoms in ABO_3 perovskite act as carrier reservoir and volume conserver. The interaction between A and neighboring atoms is so weak that many ABO_3 's even with different A shares similar electronic properties. Indeed, as seen in Fig. 1, the DOSs are similar for all LAVRO, even if the A -site atom is varied. Most interestingly, the antiparallel alignment of Ru and V magnetic moments yields zero total magnetic moment for all cases, by counting together the polarized magnetic moments of La, A , and O atoms. The local magnetic moments of Ru and V in LAVRO are provided in Table I.

For LSrVRO, as shown in Fig. 2, the energy gap of ~ 0.8 eV opens between the occupied Ru t_{2g} and the empty V t_{2g} states in the spin-up bands. On the other hand, the spin-down bands are metallic and composed of t_{2g} states of Ru and V. The DOSs of two t_{2g} states near E_F are similar in the weight and the shape. Occupied t_{2g} states in Fig. 2 seem to reflect the nominal valences of V³⁺ (d^2) and Ru⁴⁺ (d^4), respectively. In fact, at Ru site, the spin-up bands are occupied by nearly three t_{2g} electrons, while the spin-down bands by about 1.8 t_{2g} electrons. At V site, the spin-down bands are occupied by about 1.6 t_{2g} electrons, while the spin-up bands are nearly empty. Hence, the electron configurations become V^{3.4+} ($3d^{1.6}$) and Ru^{3.2+} ($4d^{4.8}$). It is thus likely that two valence states of V³⁺/Ru⁴⁺ and V⁴⁺/Ru³⁺ are nearly degenerate to produce a type of the double exchange (DE) interaction [27]. That is, the hopping of itinerant t_{2g} spin-down electrons between Ru-V sites yields the kinetic energy gain so as to induce the ferrimagnetism between Ru-V spins. This mechanism explains both the half-metallicity and the ferrimagnetism in LSrVRO. Note that the spins of itinerant carriers are antiparallel to the localized Ru spins ($t_{2g}^3 \uparrow$), satisfying the Hund rule in the low spin state, as in Sr₂FeMoO₆ and Sr₂FeReO₆ [28,29]. The e_g states of Ru and V are located about 2 eV above E_F , and the O $2p$ states are located between 3 eV and 8

TABLE I. The equilibrium lattice constants (a) and the total energy difference (ΔE in eV/F.U) between the ferrimagnetic and paramagnetic states. M_{tot} is the total magnetic moment in μ_B per F.U., and M_V (M_{Ru}) are local magnetic moments at V (Ru) sites.

	LaCaVRuO ₆	LaSrVRuO ₆	LaBaVRuO ₆
a (Å)	7.767	7.867	7.965
ΔE	-0.10	-0.24	-0.12
M_{tot}	0.00	0.00	0.00
M_V	-1.22	-1.26	-1.37
M_{Ru}	1.01	1.05	1.10

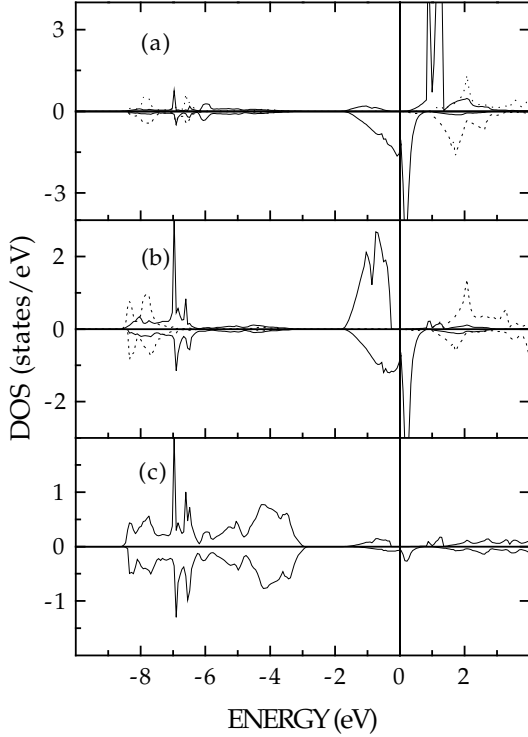


FIG. 2. The orbital projected DOS of LaSrVRuO₆ in the LSDA. Solid and dotted lines in (a) and (b) denote t_{2g} and e_g states, respectively. (a) V 3d, (b) Ru 4d and (c) O 2p.

eV below E_F .

We have checked the effect of oxygen site relaxation which is an important factor in double perovskites [8,30]. In the case of LaSrMRuO₆ ($M = \text{Zn, Mg}$), the oxygen site is reported to be relaxed with $d(\text{Ru-O})/d(\text{M-O}) = 0.96$ [8]. This value is similar to those observed in other double perovskites [1,30]. The inclusion of oxygen site relaxation with $d(\text{Ru-O})/d(\text{V-O}) = 0.96$ produces essentially the same electronic structure as in the case of the ideal structure. The HM nature is retained and the total magnetic moment is zero. In addition, we have also considered the case of opposite oxygen site relaxation of $d(\text{V-O})/d(\text{Ru-O}) = 0.9$ (see Fig. 3(a)). In this case, the magnetic moments of both V and Ru are reduced ($M_V = -0.65$ and $M_{\text{Ru}} = 0.55\mu_B$), but the HM-AFM nature is still retained.

Since the d bandwidths of Ru and V are relatively wide, one expects that the correlation effect in d bands of LAVRO would be minor. However, as described above, LaVO₃ is known to be a Mott insulator. Hence, it might be necessary to examine the correlation effect of V 3d electrons in the electronic structure of LAVRO. Figure 3(b) provides the DOS for LSrVRO using the LSDA + U method with $U = 3.0$ eV and $J = 0.87$ eV for V 3d electrons. Here $d(\text{V-O})/d(\text{Ru-O}) = 0.9$ is assumed as in Fig. 3(a). The LSDA + U yields no qualitative difference in electronic and magnetic properties from those of the LSDA. Magnetic moments of V and Ru are some-

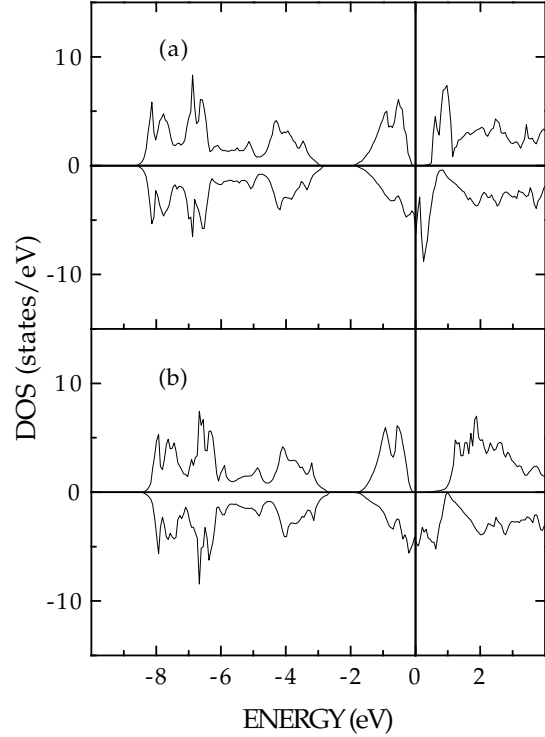


FIG. 3. The total DOS of LaSrVRuO₆ with the oxygen site relaxation of $d(\text{V-O})/d(\text{Ru-O}) = 0.9$ (a) in the LSDA and (b) in the LSDA + U ($U = 3.0$ eV for V 3d electrons).

what enhanced, -1.01 and $0.81\mu_B$, respectively, but the HM-AFM nature is maintained in this case too.

In Fig. 4 we have plotted the DOSs of LaVO₃/ARuO₃ [001] superlattice in the LSDA + U calculation. We have employed $U = 2.0$ eV and $J = 0.87$ eV for V 3d and $U = 1.0$ eV and $J = 0.87$ eV for Ru 4d electrons, respectively. Interestingly, still in [001] superlattice, the HM-AFM is the ground state. It is seen that the DOSs are a bit broader than those of double perovskite LAVRO. It is because extra hybridizations between the same ions (La-La, V-V, A-A, Ru-Ru) exist in the LaVO₃/ARuO₃ [001] superlattice. This result suggests that the HM-AFM nature of LAVRO is maintained even though there may be some cation disorder in the layers [31]. Therefore, LaVO₃/ARuO₃ [001] superlattice film would be a very promising candidate for the HM-AFM, provided it can be synthesized successfully.

Table I indicates that the LSrVRO out of three candidates is the most promising, because it has the largest total energy difference between the ferrimagnetic state and the paramagnetic state. It was reported that the epitaxial thin films of parent materials, SrRuO₃ and LaVO₃, can be grown on LaAlO₃ substrates [32,33]. Further, SrRuO₃ and LaVO₃ are isostructural and the lattice constants are quite close. Once LSrVRO is synthesized, one thing to be checked is the Curie temperature T_C . Note that T_C of SrRuO₃ is ~ 165 K and the Néel temperature T_N of LaVO₃ is ~ 140 K, which may give rise to

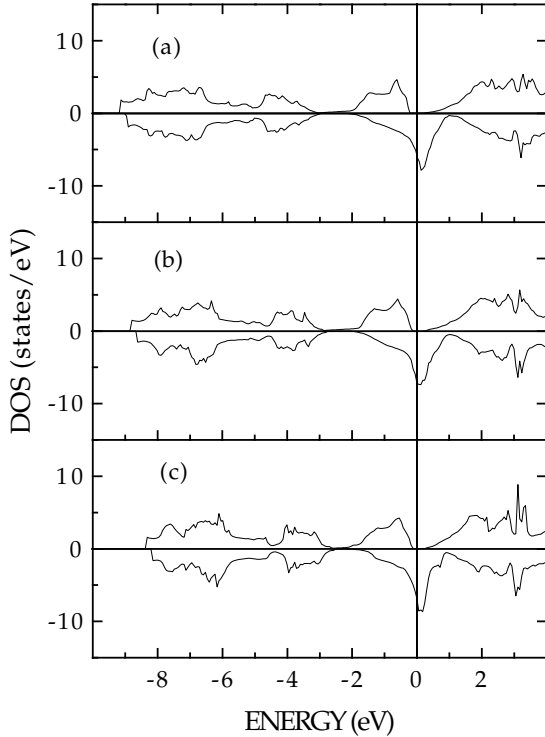


FIG. 4. The total DOSs of $\text{LaVO}_3/\text{ARuO}_3$ in the LSDA + U ($U = 2.0$ eV for V $3d$ and $U = 1.0$ eV for Ru $4d$ electrons). (a) $A = \text{Ca}$, (b) $A = \text{Sr}$ and (c) $A = \text{Ba}$.

T_C of LSrVRO at most ~ 165 K. Rather, it is our expectation that T_C of LSrVRO would be much higher as in $\text{Sr}_2\text{FeMoO}_6$ due to the DE mechanism in which T_C is proportional to the band width of itinerant carriers. We would like to note that the band width of the spin-down t_{2g} electrons in LSrVRO is as large as 2 eV.

In conclusion, we have shown that the double perovskite LAVRO ($A = \text{Ca}$, Sr , and Ba) are strong candidates for the HM-AFMs. The HM-AFM nature in LAVRO is very robust regardless of various factors: A -site ions (Ca , Sr , and Ba), the oxygen site relaxation, the Coulomb correlation effect, and the cation disorder. We have also shown that the $\text{LaVO}_3/\text{ARuO}_3$ [001] superlattice would be a HM-AFM. A type of the double exchange interaction is operative in these systems to yield the half-metallicity and the antiferromagnetism. LSrVRO is expected to be the most promising candidate for a HM-AFM. It is thus very desirable to test experimentally the HM-AFM nature of the double perovskite LSrVRO and the $\text{LaVO}_3/\text{SrRuO}_3$ [001] superlattice film.

Acknowledgements— This work was supported by the KOSEF through the eSSC at POSTECH and in part by the BK21 Project.

- [1] K.-I. Kobayashi, *et al.*, Nature (London) **395**, 677 (1998); K.-I. Kobayashi, *et al.*, Phys. Rev. B **59**, 11 159 (1999).
- [2] T.H. Kim, *et al.*, Appl. Phys. Lett. **74**, 1737 (1999).
- [3] W. E. Pickett and D. J. Singh, Phys. Rev. B **53**, 1146 (1996).
- [4] S.J. Youn and B.I. Min, Phys. Rev. B **56**, 12046 (1997).
- [5] W.E. Pickett, Phys. Rev. B **57**, 10 613 (1998).
- [6] K. Ueda, H. Tabata, and T. Kawai, Science **280**, 1064 (1998).
- [7] H. van Leuken and R.A. de Groot, Phys. Rev. Lett., **74**, 1171 (1995).
- [8] K.-P Hong, *et al.*, J. Solid State Chem. **150**, 383 (2000).
- [9] It was reported that Ru has large magnetic moment ($\sim 4\mu_B$), but our LSDA calculation yields smaller moment of $2.0\mu_B$.
- [10] S.K. Kwon and B.I. Min, Phys. Rev. Lett. **84**, 3970 (2000); S.K. Kwon, J.H. Park, and B.I. Min, Phys. Rev. B **62**, R14637 (2000).
- [11] T. Saha-Dasgupta and D.D. Sarma, Phys. Rev. B **64** 064408 (2001).
- [12] For a review, see M. Imada, A. Fujimori, and Y. Tokura, Rev. Mod. Phys. **70**, 1039 (1998).
- [13] G. Khaliullin, P. Horsch, and A.M. Oles, Phys. Rev. Lett. **86**, 3879 (2001)
- [14] G. Pari, *et al.*, Phys. Rev. B **51** 16 575 (1995).
- [15] H. Sawada, *et al.*, Phys. Rev. B **53**, 12 742 (1996).
- [16] J.H. Park and B.I. Min (unpublished).
- [17] M. Maiti and D.D. Sarma, Phys. Rev. B **61** 2525 (2000).
- [18] S. Miyasaka, T. Okuda, and Y. Tokura, Phys. Rev. Lett. **85**, 5388 (2000).
- [19] G.L. Catchen, T.M. Rearick, and D.G.Schlom, Phys. Rev. B **49**, 318 (1994).
- [20] A. Callaghan, C.W. Moeller, and R. Ward, Inorg. Chem. **5**, 1572 (1966).
- [21] J.M. Longo, P.M. Racciah, and J.B. Goodenough, J. Appl. Phys. **39**, 1327 (1968).
- [22] T.C. Gibb, *et al.*, J. Chem. Commun. **1971**, 319 (1971).
- [23] G. Cao, *et al.*, Phys. Rev. **B 54** 15 144 (1996).
- [24] J.T. Rijssenbeek, *et al.*, Phys. Rev. **B 59** 4561 (1999)
- [25] A. Gulino, *et al.*, Phys. Rev. **B 51**, 6827 (1995).
- [26] The enthalpy of formation (ΔH) is obtained to be negative: $\Delta H = -0.70$ eV for LSrVRO .
- [27] C. Zener, Phys. Rev. **82**, 403 (1951).
- [28] A.W. Sleight, and J. F. Weiher, J. Phys. Chem. Solid, **33**, 679 (1972).
- [29] J.-S. Kang, *et al.*, Phys. Rev. **B 64**, 024429 (2001).
- [30] Y. Moritomo, *et al.*, Phys. Rev. **B 62**, R7827 (2000).
- [31] The half metallic nature is found to persist even in the disordered LaSrVRuO_6 system in which V and Ru sites are interchanged to simulate the possible mis-site disorder (J.H. Park, unpublished).
- [32] P. Lu, *et al.*, J. Mater. Res. **13**, 2301 (1998).
- [33] W. Choi, T. Sands, and K.Y. Kim, J. Mater. Res. **15**, 1 (2000).