

Overcharging: The Crucial Role of Excluded Volume

René Messina,^{1,*} Enrique González Tovar,^{2,3,4,†} Marcelo Lozada-Cassou,^{2,4,‡} and Christian Holm^{1,§}

¹*Max-Planck-Institut für Polymerforschung, Ackermannweg 10, 55128 Mainz, Germany*

²*Departamento de Física, Universidad Autónoma Metropolitana-Iztapalapa, Apartado Postal 55-334, 09340 D.F., México*

³*Instituto de Física, Universidad Autónoma de San Luis Potosí,
Álvaro Obregón 64, 78000 San Luis Potosí, México*

⁴*Programa de Ingeniería Molecular, Instituto Mexicano del Petróleo,
Lázaro Cardenas 152, 07730 México, D. F., México*

(Dated: May 21, 2019)

In this Letter we investigate the mechanism for overcharging of a single spherical colloid in the presence of aqueous salts within the framework of the primitive model by molecular dynamics (MD) simulations as well as integral-equation theory. We find that the occurrence and strength of overcharging strongly depends on the salt ion size, and the available volume in the fluid. To understand the role of the excluded volume of the microions, we first consider an uncharged system. For a fixed bulk concentration we find that upon increasing the fluid particle size one strongly increases the local concentration nearby the colloidal surface and that the particles become *laterally* ordered. For a charged system the first surface layer is built up predominantly by strongly correlated *counterions*. We argue that this a key mechanism to produce overcharging with a low electrostatic coupling, and as a more practical consequence, to account for charge inversion with *monovalent* aqueous salt ions, which has been predicted and recently verified by simulations.

PACS numbers: 87.15.Aa, 36.20.Ey, 82.70.Dd

Overcharging, or charge inversion, is defined as the situation where a charged colloid (macroion) accumulates close to its surface more counterions than necessary to compensate its own bare charge. This effect was already discovered in the beginning of 80's, both by computer simulations [1] and analytical studies [2, 3]. More recently, it has regained a considerable attention [4, 5, 6, 7, 8, 9, 10, 11, 12, 13, 14].

Overcharging is rather well understood for counterions in *salt-free* environment, when excluded volume effects play no role. The underlying physics at zero temperature of such non-neutral systems can be quantitatively explained with Wigner crystal (WC) theory [4, 5, 6, 9]. The basic concept is that the counterions form a two-dimensional lattice on the macroion surface, and when overcharging counterions are present on this layer the energy of the system is lowered compared to the neutral case. This feature can be directly and *exactly* computed for a small number of counterions at zero temperature, and was illustrated in Refs. [9]. This WC approach remains qualitatively correct for finite temperature as long as the Coulomb coupling is very high. The crystal then melts into a strongly correlated liquid (SLC), where the local order is still strong enough to lower the free energy for the overcharged state.

The situation becomes much more complicated for aqueous systems, where the coupling is weak and in addition salt is present. One-particle inhomogeneous integral equation theories can describe some of these situations fairly well [2, 3, 12, 14] but the computed correlation functions do not necessarily give direct insight into the physical mechanisms behind these effects. Until today, the basic mechanism of charge inversion for dense salt

solutions remains unclear.

The goal of this Letter is (i) to study in detail the role of the excluded volume contribution for the overcharging of a colloidal macroion in the presence of salts and (ii) to provide qualitative insight into the mechanism behind these effects. We find that in the presence of salt the contribution of excluded volume can be so important that the size of the small ions dominates the occurrence of overcharging and the overcharging strength increases with increasing ionic size when the electrolyte concentration is fixed. Even for monovalent ions with high enough ionic size, we observe overcharging, which can not be explained with a salt-free WC picture due to the low Coulomb coupling strength. In order to have the simplest system we study only the cases where the coion and the counterions have the same size. This will reduce the effects of depletion forces which lead to nontrivial features already in neutral hard sphere systems or colloidal dispersions.

Our proposed mechanism will rest on the following arguments: For a fixed salt concentration, the available volume in the fluid is function of the electrolyte particle size. More precisely, the entropy of the solution is decreased by enlarging the size of the salt ions [15], which enhances interparticle correlations. On the other hand the interface provided by the macroion leads to an increase of microion density close to the macroion, and promotes there also *lateral* ordering, even in the absence of strong electrostatic coupling, similar to a prefreezing phenomenon. However entropy alone can never lead to charge overcompensation, since in this limiting case coions and counterions have the same radial distribution. But ordering and weak electrostatic correlations can lead to overcharging,

as we are going to prove in this Letter.

In this work we carried out MD simulations and HNC/MSA (hypernetted chain/mean spherical approximation) integral-equation to study the overcharging in spherical colloidal systems within the primitive model. The system is made up of (i) a large macroion with a bare central charge $Q = -Z_m e$ (with $Z_m > 0$) and (ii) symmetric salt ions of diameter σ and valence Z_c . The system is globally electrically neutral.

For the simulation procedure, all these ions are confined in an impermeable cell of radius R and the macroion is held fixed at the cell center. In order to simulate a canonical ensemble, the Langevin thermostat has been used to predict the ions trajectory as has been done in Refs. [9].

Excluded volume interactions are taken into account with a purely *repulsive* (6-12) Lennard-Jones (LJ) potential characterized by the standard (σ, ϵ) length and energy parameters, respectively, which is cut-off at the minimum [16]. The macroion-counterion distance of closest approach is defined as a . Energy units in our simulations are fixed by $\epsilon = k_B T$ (with $T = 298$ K).

The pair electrostatic interaction between any pair ij , where i and j denote either a macroion or a microion, reads $U_{coul}(r) = k_B T l_B \frac{Z_i Z_j}{r}$, where $l_B = e^2 / (4\pi\epsilon_0\epsilon_r k_B T_0)$ is the Bjerrum length fixing the length unit. Being interested in aqueous solutions we choose the relative permittivity $\epsilon_r = 78.5$, corresponding to $l_B = 7.14$ Å. Typical simulation runs consisted of $2 - 7 \times 10^6$ MD steps after equilibration.

In order to give prominence to the effect of ionic size, we choose to work at *fixed* distance of closest approach $a = 2l_B = 14.28$ Å to the colloid. In this way, the electrostatic correlation induced by the colloid remains the same (i.e. fixed macroion electric field at contact) no matter what the ionic size is. The salt concentration ρ is given by N_-/V where $V = \frac{4}{3}\pi R^3$ is the cell volume and N_- is the number of coions. We will restrict the present study to $\rho = 1$ M salt concentration. The fluid volume fraction f is defined as $(N_+ + N_-) \left(\frac{\sigma}{2R}\right)^3$ where N_+ is the number of counterions. To avoid size effect induced by the simulation cell we choose a sufficiently large radius $R = 8.2l_B$ yielding to more than 1000 mobile charges. Simulation run parameters are gathered in Table I. The HNC/MSA calculation were performed using the technique presented in [14] and references therein. Here it is assumed that the system size is infinite, and the bulk salt concentration is fixed. In practice there should be no observable difference in the correlation functions close to the macroions, because the wall effects die off sufficiently fast.

We first illustrate the excluded volume correlations present for a *neutral* hard sphere fluid (runs $G-H$) [identical to systems $A-B$ and $E-F$, but uncharged (see Table I)]. Although these kind of systems are “simple” fluids [17], it is fruitful to elucidate what exactly happens at this “low” fluid density upon varying the fluid

TABLE I: Simulation run parameters for the charged fluid ($A - F$) and the neutral fluid ($G - H$).

parameters	salt valence	Z_m	σ/l_B	f
run A	2:2	48	1	2.3×10^{-1}
run B	2:2	48	0.5	2.9×10^{-2}
run C	2:2	48	0.25	3.6×10^{-3}
run D	1:1	10	1	2.3×10^{-1}
run E	1:1	48	1	2.3×10^{-1}
run F	1:1	48	0.5	2.9×10^{-2}
run G	-	-	1	2.3×10^{-1}
run H	-	-	0.5	2.9×10^{-2}

particle size σ in the presence of a single large spherical particle. To characterize the fluid structure we consider the pair distribution function $g(r)$ between the colloid and the fluid particle. Results are depicted in Fig. (1). For the large value $\sigma = 1l_B$ value, one clearly observes a relative high local concentration as well as a *short range ordering* nearby the colloidal surface. When the particle size is reduced by a factor 2 (holding a fixed), the behavior is qualitatively different and the system is basically uncorrelated. By increasing σ at fixed fluid density ρ the mean surface-surface distance between particles is reduced which in turn leads to higher collision probability and thus to higher correlations. In other words, by reducing the *available* volume one promotes *ordering* [14, 18]. This seems to be trivial in the bulk, but the presence of the colloidal surface induces an even enhanced ordering, meaning that it locally reduces the temperature. The sys-

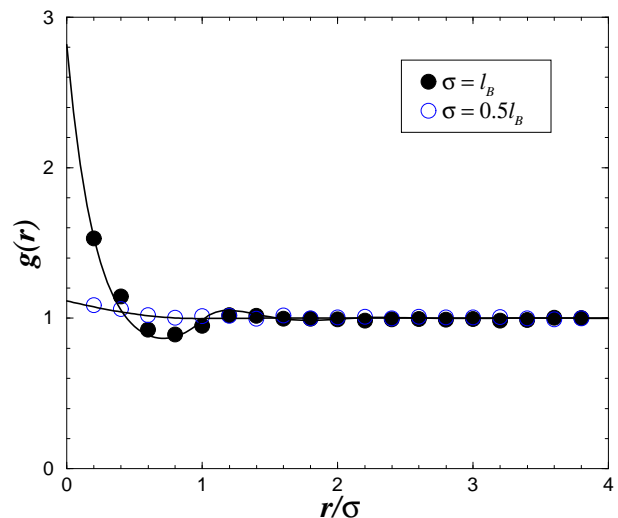


FIG. 1: Pair distribution function $g(r)$ between the colloid and the fluid particle in the neutral state (runs $G - H$) for two particle sizes σ . The origin of the abscissa is taken at the distance of closest approach $a = 2l_B$. Lines and symbols correspond to HNC theory and simulation respectively.

tems prefrees (orders) close to the colloid. Note that the same effects are naturally present for a fluid close to a planar wall [17, 19].

To characterize the overcharging we introduce the fluid integrated charge $Q(r)$ which corresponds to the total *net* charge in the fluid (omitting the macroion bare charge Z_m) within a distance r from the distance of closest approach a . Results are sketched in Fig. 2(a) and Fig. 2(b) for divalent and monovalent salt ions respectively. Theoretical and numerical analysis are in very good qualitative agreement.

For the divalent electrolyte solutions (runs A-C) we observe that overcharge is strongly dictated by the ionic size σ [see Fig. 2(a)]. For small ions (run C) *no* overcharging occurs (i. e. $Q(r)/Z_m < 1$), which is a non trivial effect probably related to the forming of ionic pairs (counterion-coion pairing) due to the strong pair interaction of $8k_B T$. This delicate point will be addressed in a future study, and was also observed in [13]. Upon increasing σ , the degree of overcharging increases. We carefully checked that the distance $r = r^*$, where $Q(r^*)$ assumes its maximal value, corresponds to a zone of coion depletion (in average there are less than 2 coions within r^*). This implies that also the absolute number of counterions at the vicinity of the macroion surface increases with increasing σ . This is qualitatively in agreement with what we observed above for neutral systems. However we are going to show later that electrostatic correlations are also *concomitantly* responsible of this extra counterion population (increasing with σ) in the vicinity of the colloidal surface.

For the monovalent electrolyte solution [see Fig. 2(b)] overcharging occurs for $\sigma = l_B$ (runs D and E). In respect to the salt-free WC picture this is rather unexpected since here the “plasma” parameter $\Gamma_{cc} = l_B Z_c^2 / a_{cc}$, where $a_{cc} = (\pi c)^{-1/2}$ (c standing for the two-dimensional surface counterion concentration) is the mean distance between counterions on the surface, is small. More precisely for $Z_m = 10$ (run D) we find $\Gamma_{cc} \approx 0.8$, and for $Z_m = 48$ (run E) we have $\Gamma_{cc} < 1.0$ [20]. But following this salt-free approach, it is necessary to have at least $\Gamma_{cc} > 2$ to get overcharge [21]. A closer look on Fig. 2(b) reveals that for $Z_m = 48$ (run E) r^*/σ is shifted to the right compared to the divalent case. This is merely a packing effect and it is due to the fact that for monovalent counterions the macroion charge (over)compensation involves twice more number of counterions particles than in the divalent case. Therefore for the macroion charge density under consideration ($Z_m = 48$), more than one counterion-layer is needed to compensate the macroion charge. Again for a smaller ionic salt size $\sigma = 0.5l_B$ (run F) the overcharging effect is canceled.

For the WC picture to be effective we need strong lateral correlations which cannot come from pure electrostatic effects. To see if such correlations are present

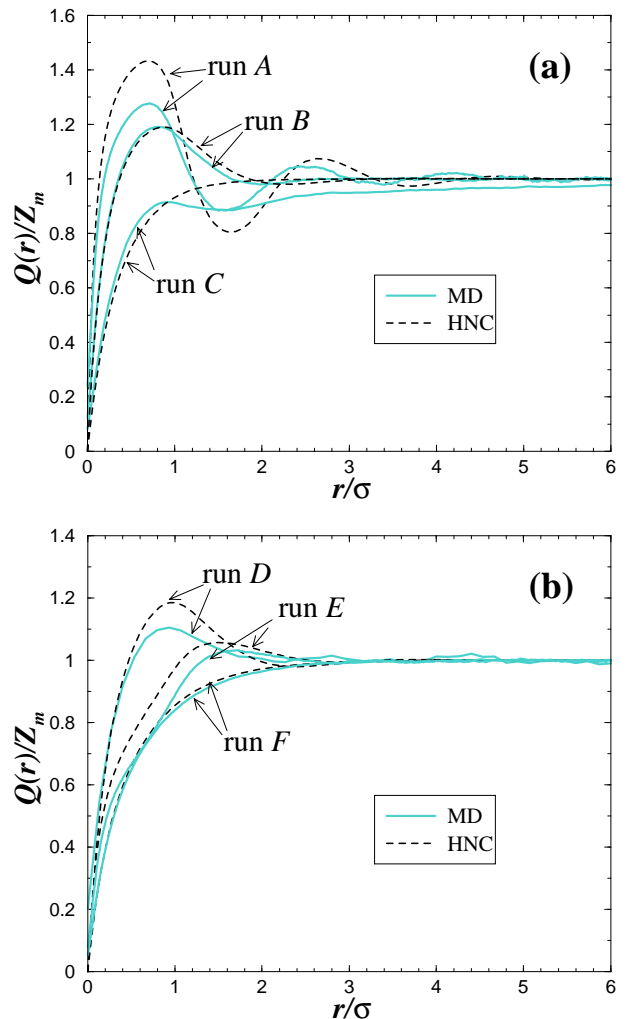


FIG. 2: Reduced fluid integrated charge $Q(r)/Z_m$ as a function of distance r for three different particle sizes σ . (a) divalent salt ions (runs A-C), (b) monovalent salt ions (runs D-F). The origin of the abscissa is taken at the distance of closest approach $a = 2l_B$

we consider the local two-dimensional surface counterion structure. We analyzed in our simulations the *two-dimensional* counterion pair distribution $g_{cc}(s)$, where s is the arc length on the macroion sphere of radius a . All counterions lying at a distance $r < a + 0.5\sigma$ from the macroion center are radially projected to the contact sphere of radius a . Predominantly counterions are present in the first layer. For the neutral system (run G) we analyzed the small neutral species. Results are given in Fig. 3. We observe that all systems with an ion diameter of l_B show their first peak at roughly 1σ , and a weaker second peak at about 2σ , showing long range surface correlations. The second peak is very weak in the neutral system G, but clearly visible in system A and E. Due to the stronger electrostatic repulsion the second peak for the divalent system A is somewhat further apart

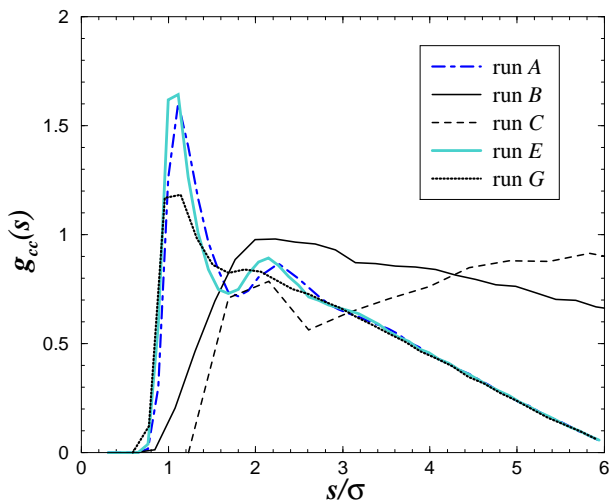


FIG. 3: Two-dimensional surface counterion correlation functions $g_{cc}(s)$ for divalent salt (run A - C), monovalent salt (run D), and a neutral system (run G).

than for the monovalent system *E*. The systems *B* and *C* with smaller ion diameters show a correlation hole of size $\approx 2\sigma$, which is of purely electrostatic origin. Therefore lateral correlations can be produced either by pure entropy effects (run *G*) or pure electrostatic effects (run *C*), or we can have an enhanced lateral ordering due to the interplay of both (run *A, E*). Qualitatively, WC arguments are still applicable to monovalent systems (such as run *E*) if one considers an effective low local surface temperature stemming from the strong surface ordering.

In summary, the observed overcharging for low Coulomb coupling can be traced back to the complicated interplay of entropy and energy by the following two effects. First, by enlarging the excluded volume of the salt ions at fixed concentration, one lowers the accessible volume to the fluid particles. Second, the presence of the large macroion provides an interface near which the density of the fluid is increased compared to the bulk, and the solution can prefreeze due to entropic effects, provided the available volume gets low enough. The closest layer to the interface possesses already strong lateral correlations, even for a neutral system. If the system is additionally charged, then even weak charge correlations can lead to the formation of a strongly correlated liquid, where the overcharged state is energetically favorable, as shown in [5, 9, 10, 14]. The order of this counterion layer is however not created by electrostatic interactions as in the normal WC picture, but is largely due to entropic effects.

We are grateful to K. Kremer for a critical reading of the manuscript, and thank the LEA for financial support.

* Electronic address: messina@mpip-mainz.mpg.de

† Electronic address: henry@dec1.ifisica.uaslp.mx

‡ Electronic address: marcelo@www.imp.mx

§ Electronic address: holm@mpip-mainz.mpg.de

- [1] W. van Megen, and I. Snook, *J. Chem. Phys.* **73**, 4656 (1980); G. M. Torrie, and J. P. Valleau, *J. Chem. Phys.* **73**, 5807 (1980).
- [2] M. Lozada-Cassou, R. Saavedra-Barrera, and D. Henderson, **77**, 5150 (1982).
- [3] E. Gonzales-Tovar, M. Lozada-Cassou, and D. Henderson, *J. Chem. Phys.* **83**, 361 (1985).
- [4] B. Shklovskii, *Phys. Rev. Lett.* **82**, 3268 (1999).
- [5] B. Shklovskii, *Phys. Rev. E* **60**, 5802 (1999).
- [6] T. T. Nguyen, A. Y. Grosberg, and B. I. Shklovskii, *Phys. Rev. Lett.* **85**, 1568 (2000); *J. Chem. Phys.* **113**, 1110 (2000).
- [7] M. Lozada-Cassou, E. González-Tovar, and W. Olivares, *Phys. Rev. E* **60**, R17 (1999).
- [8] T. T. Nguyen and B. I. Shklovskii, *Phys. Rev. E*, **64** 041407 (2001).
- [9] R. Messina, C. Holm, and K. Kremer, *Phys. Rev. Lett.* **85**, 872 (2000); *Phys. Rev. E* **64**, 021405 (2001).
- [10] R. Messina, C. Holm, and K. Kremer, *Eur. Phys. J. E* **4**, 363 (2001).
- [11] M. Tanaka and A. Y. Grosberg, *J. Chem. Phys.* **115**, 567 (2001).
- [12] H. Greberg and R. Kjellander, *J. Chem. Phys.* **108**, 2940 (1998).
- [13] M. Deserno, F. Jiménez-Ángeles, C. Holm, and M. Lozada-Cassou, *J. Phys. Chem. B*, **105**, 10983 (2001).
- [14] M. Lozada-Cassou and F. Jiménez-Ángeles, arXiv:physics/0105043 v2 (2001).
- [15] This argument holds far enough from the solid-liquid transition as in the present study (i. e. the highest fluid volume fraction f we consider is 0.23). Indeed entropy alone can drive crystallization as in hard-sphere systems.
- [16] The LJ potential is rigorously speaking not a hardcore one, but it can be considered in practice as such.
- [17] J. P. Hansen and I. McDonald, *Theory of Simple Liquids* (Academic, London, 1990).
- [18] This feature holds only if the fixed particle (here the colloid) is larger than the fluid particles.
- [19] D. J. Courtemanche and F. van Swol, *Phys. Rev. Lett.* **69**, 2078 (1992); B. Götzelmann, A. Haase, and S. Dietrich, *Phys. Rev. E* **53**, 3456 (1996); W. K. Kegel, *J. Chem. Phys.* **115**, 6538 (2001).
- [20] This is due to a packing effect which imposes that a_{cc} cannot be smaller than σ .
- [21] I. Rouzina and V. Bloomfield, *J. Phys. Chem.* **100**, 9977 (1996).