

Nonlinear atom optics and bright gap soliton generation in finite optical lattices

Iacopo Carusotto,^{1,5,*} Davide Embriaco,^{2,3} and Giuseppe C. La Rocca^{4,5}

¹*Laboratoire Kastler Brossel, École Normale Supérieure,
24 rue Lhomond, 75231 Paris Cedex 05, France*

²*Dipartimento di Chimica Fisica ed Inorganica, Viale del Risorgimento 4, I-40136 Bologna, Italy*

³*INFN, Dipartimento di Fisica, Università di Pisa, I-56126 Pisa, Italy*

⁴*Scuola Normale Superiore, Piazza dei Cavalieri 7, I-56126 Pisa, Italy*

⁵*INFN, Scuola Normale Superiore, Piazza dei Cavalieri 7, I-56126 Pisa, Italy*

(Dated: October 28, 2018)

We theoretically investigate the transmission dynamics of coherent matter wave pulses across finite optical lattices in both the linear and the nonlinear regimes. The shape and the intensity of the transmitted pulse are found to strongly depend on the parameters of the incident pulse, in particular its velocity and density: a clear physical picture for the main features observed in the numerical simulations is given in terms of the atomic band dispersion in the periodic potential of the optical lattice. Signatures of nonlinear effects due the atom-atom interaction are discussed in detail, such as atom optical limiting and atom optical bistability. For positive scattering lengths, matter waves propagating close to the top of the valence band are shown to be subject to modulational instability. A new scheme for the experimental generation of narrow bright gap solitons from a wide Bose-Einstein condensate is proposed: the modulational instability is seeded in a controlled way starting from the strongly modulated density profile of a standing matter wave and the solitonic nature of the generated pulses is checked from their shape and their collisional properties.

PACS numbers: 03.75.Fi, 42.50.Vk, 42.65.-k

In recent years, a great interest has been devoted to theoretical as well as experimental studies of the propagation of matter waves in the periodic potential of optical lattices. The first experiments were carried out using ultracold atomic samples [1]; later on, the realization of atomic Bose-Einstein condensates (BECs) [2] and their coherent loading into optical lattices [3] have opened the possibility of investigating features which follow from the coherent nature of the Bose-condensed atomic sample [4, 5].

At the same time, the propagation of light waves in linear and nonlinear periodic dielectric structures has been a very active field of research: global photonic band gaps (PBG) have been observed [6] and one-dimensional nonlinear periodic systems such as nonlinear Bragg fibers [7] are actually under intense investigation given the wealth of different phenomena including optical bistability, modulational instability and solitonic propagation that can be observed [8, 9, 10].

Given the very close analogy between the behavior of coherent matter waves and nonlinear optics, we expect that the concepts currently used to study the physics of nonlinear Bragg fibers can be fruitfully extended to the physics of coherent matter waves in optical lattices: the optical potential of the lattice plays in fact the role of the periodic refractive index, the atom-atom interactions are the atom-optical analog of a Kerr-like nonlinear refractive index and the Gross-Pitaevskii equation of mean-field theory corresponds to Maxwell's equation with a

nonlinear polarization term [11].

In the present paper, we shall report a theoretical investigation of the transmission dynamics of coherent matter pulses which incide onto a finite optical lattice with a velocity of the order of the Bragg velocity. In this velocity range, Bragg reflection processes are most effective and the atomic dispersion in the lattice is completely different from the free-space one. Depending on the value of the density, spatial size and velocity of the incident atomic cloud, as well as on the depth and length of the lattice, a number of different behaviors are predicted by numerical simulations; here, we shall focus our attention on the shape of the transmitted pulse just after it has crossed the lattice as well as while it is still propagating in the lattice. In particular, we shall discuss a new mechanism which can be used to generate narrow bright atomic gap solitons propagating along the lattice starting from a wide incident Bose-Einstein condensate. For more details on the continuous-wave transmission and reflection spectra at linear regime, the reader can refer to [12, 13, 14, 15, 16]; some aspects of the linear pulse dynamics are discussed in [15].

The geometry considered in the present paper as well as in [12, 13, 14, 15, 16] is significantly different from the one usually considered in recent experimental works [3] of BEC dynamics in optical lattices in which an optical lattice is switched on and superimposed to a stationary condensate; the dynamics of the condensate inside the lattice is then studied in response to some external force such as gravity, an acceleration of the lattice, or a spatial translation of the magnetic potential.

The present paper is organized as follows: sec.I describes the physical system under examination. In sec.II

*Electronic address: Iacopo.Carusotto@lkb.ens.fr

we review some basic concepts on the dispersion of matter waves in the periodic potential of an infinite optical lattice and present some simple analytical calculations which accurately reproduce the dispersion of the atomic bands in the neighborhood of the first forbidden gap. The linear regime propagation of coherent matter wave pulses across finite lattices is the subject of sec.III. The intensity as well as the shape of the transmitted pulse are found to strongly depend on the properties of the weak incident pulse, in particular its velocity and spatial size; a simple interpretation of the observed phenomena in terms of allowed bands and forbidden gaps is provided. In sec.IV, we discuss the effect of atom-atom interactions on the propagation of the pulse in the different cases: simple explanations for the observed behavior are put forward in terms of familiar concepts of nonlinear optics such as optical limiting, optical bistability, or modulational instability; in particular, modulational instability is shown to occur for positive scattering length atoms when the matter wave is propagating at the top of the valence band; at this point of the dispersion, the effective mass is in fact negative. In sec.V, we propose a new scheme to control the modulational instability of valence band atoms in order to obtain a narrow bright gap soliton from a wide condensate: as an initial seed for the instability, the standing matter wave pattern created by the interference of the incident and reflected waves is used. The solitonic nature of the generated pulses is verified by looking at their dynamical and collisional properties as well as by comparing the pulse shape with the analytical predictions of the envelope-function approximation discussed in sec.VI. Conclusions are finally drawn in sec.VII.

I. THE PHYSICAL SYSTEM

We consider a Bose-condensed atomic cloud in a quasi-1D geometry in which the transverse motion is frozen by the confining potential of an optical or magnetic atomic waveguide [17]. Gravity is made immaterial either by placing the waveguide axis along the horizontal plane or by counterbalancing the gravitational field with a suitable magnetic field gradient.

A periodic potential is created along the waveguide axis by means of a pair of far-off resonance laser beams of frequency ω_L and wave vector $k_L = \omega_L/c$ crossing the waveguide at an angle θ as in fig.1 [3]: denoting with $\Omega_L(z) = |\vec{d} \cdot \vec{E}(z)|/\hbar$ the (slowly varying) single beam Rabi frequency and with ω_{at} the atomic transition frequency, the optical potential experienced by the atoms is given by $V_{\text{opt}}(z) = V_0(z) \cos^2 k_{\text{Br}} z$, with $V_0(z) = \hbar \Omega_L(z)^2 / (\omega_L - \omega_{at})$ and $k_{\text{Br}} = k_L \cos \theta$. For a red- or blue-detuned laser field, the optical potential is respectively attractive or repulsive; the lattice period $\ell_{\text{Br}} = \pi/k_{\text{Br}}$ can be tuned by varying the angle θ . The longitudinal envelope $V_0(z)$ of the lattice potential is determined by the profile of the laser beam waist and is

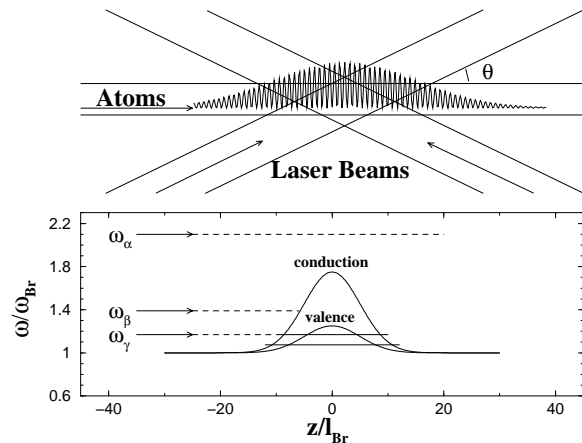


FIG. 1: Upper panel: schematic plot of the experimental set-up under consideration. Lower panel: spatial dependence of the local band edge energies.

assumed to smoothly vary on a length scale significantly longer than the lattice period ℓ_{Br} ; unless differently specified, $V_0(z)$ will be taken as a Gaussian

$$V_0(z) = V_0 e^{-z^2/2w_l^2} \quad (1)$$

of height V_0 and spatial length w_l .

If both the kinetic and the interaction energy are much smaller than the transverse level spacing of the waveguide, this latter can be considered as being a single-mode one and the condensate wave function can be written in the factorized form

$$\psi(\mathbf{x}) = \psi(z)\psi_\perp(\mathbf{x}_\perp) \quad (2)$$

where $\psi_\perp(\mathbf{x}_\perp)$ is the ground-state eigenfunction of the transverse confining potential with the appropriate $\int d^2\mathbf{x}_\perp |\psi_\perp(\mathbf{x}_\perp)|^2 = 1$ normalization. Within this approximation, the dynamics of the condensed atomic cloud can be described by a one-dimensional Gross-Pitaevskii equation

$$i\hbar \frac{\partial \psi(z,t)}{\partial t} = \left(-\frac{\hbar^2}{2m_0} \frac{\partial^2}{\partial z^2} + V_{\text{opt}}(z) + g_{1\text{D}} |\psi(z,t)|^2 \right) \psi(z,t) \quad (3)$$

where m_0 is the atomic mass and the renormalized 1D effective interaction $g_{1\text{D}}$ is written in terms of the usual 3D scattering length a as [18]

$$g_{1\text{D}} = \frac{4\pi\hbar^2 a}{m_0} \int d^2\mathbf{x}_\perp |\psi_\perp(\mathbf{x}_\perp)|^4. \quad (4)$$

II. ALLOWED BANDS AND FORBIDDEN GAPS

As it happens to electrons in crystalline solids [19] and light in periodic dielectric systems such as photonic band

gap crystals [6], the atomic dispersion in an infinite periodic potential is characterized at linear regime (i.e. in the non-interacting case) by allowed bands and forbidden gaps.

When the depth V_0 of the lattice potential is weak with respect to the Bragg energy $\hbar\omega_{\text{Br}} = \hbar^2 k_{\text{Br}}^2 / 2m_0$ the lowest part of the band structure can be accurately described within a *nearly-free atom* approximation [16] in which only two coupled modes [7] are taken into account

$$\psi(z) = a_{\text{f}} e^{ikz} + a_{\text{b}} e^{i(k-2k_{\text{Br}})z}. \quad (5)$$

In this restricted (f, b) basis, the linear regime Hamiltonian has the following form

$$\mathbf{H} = \begin{pmatrix} \frac{\hbar^2 k^2}{2m_0} + \frac{V_0}{2} & \frac{V_0}{4} \\ \frac{V_0}{4} & \frac{\hbar^2 (k-2k_{\text{Br}})^2}{2m_0} + \frac{V_0}{2} \end{pmatrix} \quad (6)$$

and the eigenenergies $\hbar\omega_{\pm}$ are equal to

$$\begin{aligned} \hbar\omega_{\pm}(k) &= \hbar\omega_{\text{Br}} + \frac{V_0}{2} \\ &+ \hbar\omega_{\text{Br}} \left[\left(\frac{\Delta k}{k_{\text{Br}}} \right)^2 \pm 2\sqrt{\left(\frac{\Delta k}{k_{\text{Br}}} \right)^2 + \left(\frac{V_0}{8\hbar\omega_{\text{Br}}} \right)^2} \right] \end{aligned} \quad (7)$$

where we have set $\Delta k = k - k_{\text{Br}}$; the positive sign holds for the upper, *conduction band* and the minus sign for the lower, *valence band*. No states are present between $\omega_{\text{Br}} + V_0/4$ and $\omega_{\text{Br}} + 3V_0/4$: this is the lowest *forbidden gap* in which the matter waves can not propagate through the lattice.

The group velocity is given by

$$\begin{aligned} v_{\text{g}}^{\pm}(k) &= \frac{\partial \omega_{\pm}}{\partial k} = \\ &= \frac{v_{\text{Br}} \Delta k}{k_{\text{Br}}} \left\{ 1 \pm \left[\left(\frac{\Delta k}{k_{\text{Br}}} \right)^2 + \left(\frac{V_0}{8\hbar\omega_{\text{Br}}} \right)^2 \right]^{-1/2} \right\}; \end{aligned} \quad (8)$$

close to band edge ($\hbar v_{\text{Br}} \Delta k \ll V_0$), the group velocity v_{g}^{\pm} is much reduced with respect to the Bragg velocity $v_{\text{Br}} = \hbar k_{\text{Br}} / m_0$; further away ($\hbar v_{\text{Br}} \Delta k \gg V_0$), it recovers the free-space value $\hbar k / m$.

The effective mass of the atom is given by

$$\begin{aligned} \frac{1}{m_{\text{eff}}(\Delta k)} &= \frac{1}{\hbar} \frac{\partial^2 \omega_{\pm}}{\partial k^2} = \\ &= \frac{1}{m_0} \left\{ 1 \pm \frac{8\hbar\omega_{\text{Br}}}{V_0} \left[1 + \left(\frac{\Delta k / k_{\text{Br}}}{V_0 / 8\hbar\omega_{\text{Br}}} \right)^2 \right]^{-3/2} \right\}. \end{aligned} \quad (9)$$

At band edge ($\Delta k = 0$), m_{eff} is much smaller in absolute value than the free-space atomic mass m_0 ; as usual, it is positive at the conduction band edge, while it is negative at the valence band edge. Further away from the band edge, m_{eff} coincides with the positive free-space value m_0 [19].

Around the band edge, the weights of the forward and backward traveling waves are comparable $|a_{\text{f}}| \simeq |a_{\text{b}}|$ for both valence and conduction bands: the density profile of the Bloch eigenfunction thus has a standing wave shape with a spatial period equal to the lattice period ℓ_{Br} . Further away from the gap one component dominates the other: the Bloch eigenfunction has then a running wave character and the density profile is uniform over the unit cell of the lattice.

III. PROPAGATION IN THE LINEAR REGIME

We now consider a coherent matter pulse (e.g. extracted from a Bose-Einstein condensate) which is moving along the waveguide with a uniform velocity v_0 close to the Bragg velocity v_{Br} . Initially the atomic pulse is far outside the lattice. The initial density distribution of atoms in the cloud is taken as having a Gaussian shape

$$\psi_{\text{inc}}(z) = \psi_{\text{max}} e^{ik_0 z} e^{-(z-z_0)^2 / 2w_0^2}, \quad (10)$$

the carrier momentum is $\hbar k_0 = m_0 v_0$ and the carrier kinetic energy $\hbar\omega_0 = \hbar^2 k_0^2 / 2m_0$; since the wave packet is finite in space, its Fourier transform $\tilde{\psi}(k)$ has a finite momentum spread $\sigma_k = 1/w_0$ around k_0 .

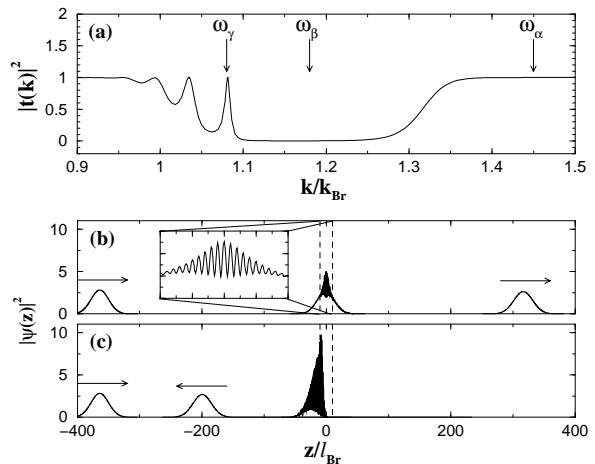


FIG. 2: Upper (a) panel: linear transmission spectrum across a repulsive ($V_0/\omega_{\text{Br}} = 1$) optical lattice with Gaussian profile ($w_0/\ell_{\text{Br}} = 5$). Lower panels: linear regime time-evolution of Gaussian incident pulses ($w_0/\ell_{\text{Br}} = 20$) centered at respectively $\omega_0 = \omega_{\alpha}$ (b) (transmitted) and $\omega_0 = \omega_{\beta}$ (c) (reflected). The spatial extension of the lattice is indicated by the vertical dashed lines.

If the density is sufficiently low and the interactions sufficiently weak, the nonlinear term in the Gross-Pitaevskii equation (3) can be neglected and the time-evolution of the matter field is accurately described by a linear Schrödinger equation. In this case, the superposition principle holds and the transmission of the pulse can be well described in momentum space in terms of the

wave vector-dependent transmission amplitude $t(k)$

$$\tilde{\psi}_t(k) = t(k) \tilde{\psi}_{\text{inc}}(k). \quad (11)$$

If the whole of the incident wave packet is contained in either a transmitting or a reflecting region of the spectrum (fig.2a), it will be respectively transmitted (fig.2b) or reflected (fig.2c) without sensible reshaping. As it has been discussed in full detail in previous papers [16], complete transmission occurs whenever propagating states are available at all spatial positions for the frequencies of interest. Given the smooth envelope of the lattice, interface reflections do not occur and the matter wave adiabatically follows the shape of the corresponding Bloch state; the typical sinusoidal shape of band edge Bloch wave functions [6, 19] multiplying the broad pulse envelope can be clearly recognized while the wave packet is crossing the lattice (fig.2b, inset). On the other hand, if the wave packet frequency falls inside the forbidden gap at some spatial positions, the matter wave is not able to cross that region and is then nearly completely reflected back (fig.2c); the inversion point is located at the beginning of the forbidden region, i.e. at the point at which the carrier frequency ω_0 enters the forbidden gap.

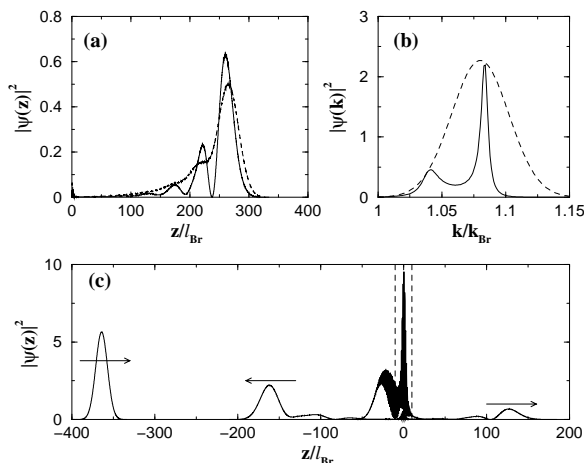


FIG. 3: Lower panel (c): time-evolution of a weak and short ($w_0/\ell_{\text{Br}} = 10$) Gaussian pulse close to resonance with a quasi-bound mode at $\omega_\gamma \simeq 1.17\omega_{\text{Br}}$ (see fig.2a); lattice parameters as in figs.1 and 2. The spatial extension of the lattice ($w_l/\ell_{\text{Br}} = 5$) is indicated by the vertical dashed lines. Upper panels: (a) expanded view of the transmitted pulse shape for the pulse in (c) (solid line) and for a longer $w_0/\ell_{\text{Br}} = 20$ pulse (dashed line); (b) incident (dashed) and transmitted (solid) spectra for the incident pulse in (c).

When one or more resonance peaks due to quasi-bound modes¹ are contained within the spectrum of the incident

wave packet, the pulse will be partially reflected and partially transmitted (fig.3b-c); the strong frequency dependence of the transmission amplitude leads to a profound reshaping of the spatial profile of the pulse (fig.3a). An incident pulse of linewidth much wider than the quasi-bound mode linewidth has in fact a time duration much shorter than the characteristic decay time of the mode; this latter can therefore be considered as being impulsively excited by the incident pulse and then exponentially decaying on a much longer time scale. The exponential tail shown by the transmitted pulse profile when a single quasi-bound mode is excited (dashed line in fig.3a) is a clear signature of transmission occurring via a single resonant quasi-bound mode [20].

If several isolated modes are instead present in the frequency interval encompassed by the incident spectrum, the spectrum of the transmitted pulse will contain several peaks (fig.3c) and a complex shape will result from the interference of the different frequency components. For example, if the incident pulse has a duration comparable to the dephasing time of a pair of neighboring modes (i.e. the inverse of their frequency difference), both of them will be impulsively excited and the profile of the transmitted pulse will show oscillations following the time evolution of the relative phase (solid line in fig.3a); these oscillations can be interpreted as *quantum beatings* between the two coherently excited quasi-bound modes coupled to the same continuum of propagating modes outside the lattice²

IV. NONLINEAR REGIME AND MODULATIONAL INSTABILITY

For higher values of the atomic density and the coupling constant g_{1D} , the effect of the atom-atom interactions is no longer negligible and the mean-field nonlinear term $g_{1D}|\psi|^2$ in (3) starts playing an important role in the dynamics; in the following, we shall focus on the experimentally most relevant case of a positive scattering length $a > 0$, which means a repulsive interaction among atoms in free space.

In [16] we discussed the case of a continuous wave (cw) beam of coherent atoms incident on a finite lattice; depending on the detuning of the incident beam with respect to the frequency of a quasi-bound mode of the lattice, atom optical limiting or bistability was predicted for an incident beam respectively on or above the resonance frequency. Here we shall consider the more realistic case of a finite atomic wave packet incident on a finite optical lattice; its central frequency ω_0 is taken to be close to a

¹ In the analogy with optics, these quasi-bound modes correspond to the resonance peaks of a Fabry-Perot interferometer or, more closely, to the cavity modes of a DBR microcavity [21]. A more

detailed discussion about quasi-bound modes in optical lattices can be found in [16] and in [14, 15].

² Similar oscillations have been studied in [15] in the case in which a large number of closely spaced quasi-bound modes are excited.

quasi-bound mode of the lattice and its temporal duration much longer than the lifetime of the mode so that the frequency spread is narrower than the mode linewidth.

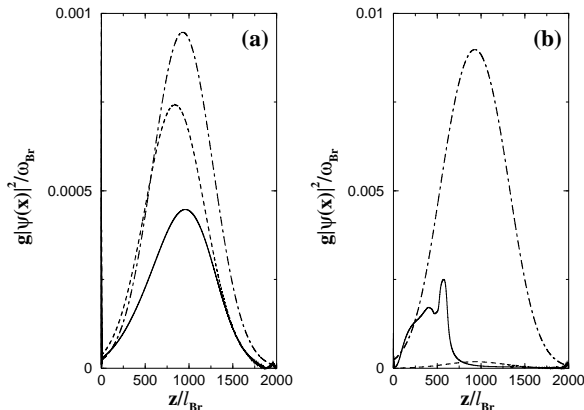


FIG. 4: Transmitted pulse shape for Gaussian incident pulses on resonance (a) and $0.04\omega_{Br}$ above (b) resonance with the quasi-bound mode of the lattice at $\omega_\gamma \simeq 1.17\omega_{Br}$ (solid lines). For comparison, same calculations neglecting the interaction term (dashed lines) and in the absence of the lattice (dot-dashed lines). Same lattice parameters as in figs.2 and 3; the pulse starts at $z_0/\ell_{Br} = -1000$ with a Gaussian width equal to $w_0/\ell_{Br} = 480$.

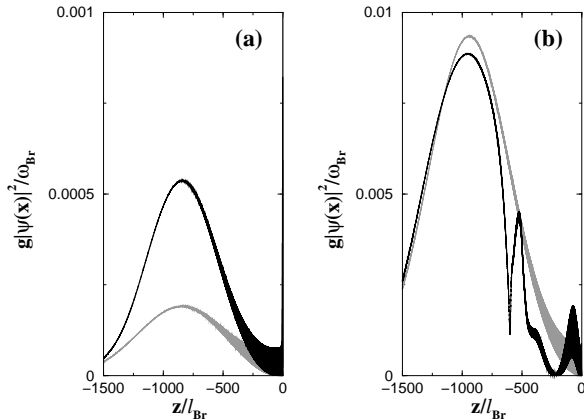


FIG. 5: Reflected pulse shapes for the same values of the physical parameters as in fig.4 (black lines). For comparison, same calculation neglecting the interaction term (grey lines).

First we consider the case of an incident wave packet with a center-of-mass kinetic energy $\hbar\omega_0$ exactly on resonance with a quasi-bound mode (fig.4a): in the absence of interactions (dashed line), the wave packet is nearly completely transmitted without any shape distortion; only a small fraction of the pulse is reflected (fig.5a). Thanks to the resonance condition with the quasi-bound mode, the atomic density inside the lattice is significantly larger than the one in the incident wave packet. In the presence of interaction, the main effect of nonlinearity is to blue-shift the quasi-bound mode frequency [11] and push

it out of resonance with the incident beam; this negative feedback effect, already present in the cw treatment [16], gives not only a saturation of the transmission as a function of the incident density, but also a significant reshaping of the wave packet: the higher density part is cut and the resulting wave packet is flattened. The negative feedback in the transmission obviously corresponds to a positive feedback in the reflection.

In the opposite case of a wave packet incident with a kinetic energy higher than the quasi-mode frequency, a low density wave packet is nearly completely reflected (fig.4b, dashed line). At higher densities, the cw calculations in [16] have predicted the appearance of atom optical bistability effects: several stationary states with different transmitted intensities can indeed be found for the same value of the incident intensity. On such grounds, we are able to put forward a physical interpretation of the transmitted pulse shape in the presence of interactions shown as a solid line in fig.4b: only a small fraction of the leading part of the pulse is transmitted since the incident frequency is out of resonance with the empty quasi-bound mode; moreover, this part of the incident wave packet has been accelerated by the repulsive mean-field interactions before reaching the lattice and thus pushed even further off resonance. For the same reason, the trailing part of the pulse has been instead slowed down with respect to the central velocity and thus results closer to resonance to the quasi-bound mode; when this trailing part of the pulse reaches the lattice, the quasi-bound mode starts to be effectively populated. The main effect of the interactions among the atoms in the quasi-bound mode is to push its frequency closer to resonance with the incident wave packet: the sudden increase in the density of the transmitted pulse which is apparent in fig.4b is a direct consequence of this positive feedback. This behaviour is analog to the jump from the lower to the upper branch of the bistability loop which occur in the cw case for incident intensities growing beyond the switch-on threshold. The shape of the reflected pulse is complementary to the one of the transmitted one: in the presence of the non-linearity, the reflected pulse shows a dip corresponding to the switch-on of the transmission (fig.5b).

Provided the interaction energy is much smaller than the spacing of the different quasi-bound modes, the transmission dynamics is mostly determined by a single resonant mode and the shape of the matter field inside the lattice is fixed by the eigenfunction of the mode; this guarantees that no *modulational instability* [5, 22] can take place³ even in the presence of an effectively attrac-

³ From a different point of view, this suppression of the modulational instability can be interpreted in the following terms: if the spatial extension of the condensate wave packet is small enough, the excitation of the long wavelength modes which are responsible for the modulational instability can not occur because of the finite size of the system; this effect is well known from the physics of trapped BECs with attractive interactions, which are

tive interaction such as the one which occurs in the case of negative mass $m_{\text{eff}} < 0$ valence band atoms for which the sign of the effective interaction is reversed with respect to free space.

In the absence of spatial confinement, a spatially extended wave packet of coherent valence band atoms is instead subjected to modulational instability: consider for example an attractive lattice and an incident wave packet with a kinetic energy just below the lower edge of the gap. In the present paper we shall limit ourselves to the case of a sufficiently weak nonlinearity $g_{1D}|\psi|^2 \ll V_0$ in order for the band structure of the atomic dispersion not to be washed out by the interaction term. Since propagating valence band states are available at all spatial positions, the pulse is able to penetrate inside the lattice without any reflection. As soon as the pulse is in the lattice, the modulational instability sets in and the initially uniform envelope starts being modulated with an amplitude which grows exponentially in time; at the end, a train of short and intense pulses is found (fig.6). The seed for this modulational instability is automatically provided by the density modulations which inevitably arise while the pulse is entering the non-uniform lattice. In order to make the discussion the simplest, this has been assumed to have an uniform depth in its central part and wings at its ends; after the initial preparation phase, the pulses therefore propagate through an effectively uniform system⁴.

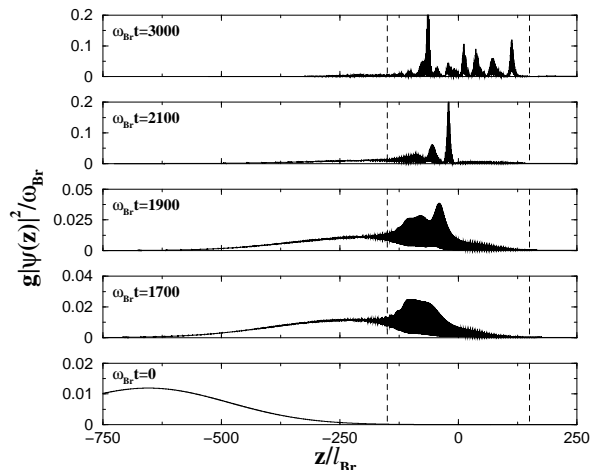


FIG. 6: Onset of modulational instability: propagation of a pulse of valence band atoms ($\omega_0/\omega_{\text{Br}} = 0.68$, $w_0/\ell_{\text{Br}} = 240$, $z_0/\ell_{\text{Br}} = -650$) across an attractive lattice ($V_0/\omega_{\text{Br}} = -0.4$). The lattice has a flat profile in the central $|z/\ell_{\text{Br}}| < 100$ region and Gaussian ($w_l/\ell_{\text{Br}} = 50$) wings; its spatial extension is indicated by the vertical dashed lines.

A similar modulational instability is well-known to occur in nonlinear Bragg fiber optics [7]; a cw laser beam traveling in the conduction (valence) photonic band of a Bragg lattice with a focusing (defocusing) nonlinear refractive index is subjected to self-pulsation and therefore converted into a train of pulses. Since the nonlinear refraction index can be interpreted as an effective photon-photon interaction [25, 26], the self-pulsing effect is easily interpreted as the modulational instability following the presence of an effectively attractive interaction.

V. CONTROLLED BRIGHT GAP SOLITON GENERATION

A regular train of short optical pulses with a well defined period and intensity has been theoretically shown to be produced if the modulational instability of a cw laser beam propagating in a lattice is seeded with a weak periodic intensity modulation [10]. The shape of each pulse is stable during propagation since the group velocity dispersion is counterbalanced by the optical nonlinearity. Following the literature, we shall call these pulses *gap solitons* [7], even if from a strictly mathematical point of view they could be classified only as *solitary waves*, since the wave equation (3) in a periodic potential is not exactly integrable [25] and collisions between two such solitons do not exactly preserve the pulse shape [27]; as we shall see in the following, the expression *gap soliton* is however physically justified by the fact that the pulse distortion following a collision is generally small. Since the first observation of optical gap solitons in 1995, intense experimental activity is actually in progress for the generation and characterization of gap solitons and Bragg modulational instabilities in optical fibers [9].

In very recent years, solitonic excitations are beginning to be investigated also in the context of nonlinear atom optics [18]: dark solitons in the form of stable density dips in a otherwise uniform condensate have been recently observed [28]; bright gap solitons [4] and modulational instabilities [5] are actually under intense investigation; despite the positive atom-atom scattering length, such stable atomic pulses can exist inside an optical lattice thanks to the negative effective mass of valence band atoms. In the present section we present a new method to generate narrow bright gap solitons starting from a wide atomic condensate incident on an optical lattice

Consider a long coherent matter wave pulse (i.e. a Bose-condensed atomic cloud) incident on the same attractive lattice as in the previous section with a kinetic energy just above the lower edge of the gap. At lin-

stable provided the number of atoms is sufficiently small for the effective healing length to be larger than the condensate size [23].

⁴ In the presence of a slowly varying modulation of the lattice parameters, no significant coupling of the internal and external degrees of freedom of a solitonic pulse is expected to occur if the characteristic length of the inhomogeneity is much longer than the size of the pulse [24].

ear regime, such a wave packet is nearly completely reflected so that the interference of the incident and reflected waves creates a standing wave pattern in front of the reflection point. Far outside the lattice, the period of the pattern is fixed by the wave vector k_0 of the incident wave packet and is therefore of the order of the lattice period ℓ_{Br} . Inside the lattice, the standing wave pattern originates instead from the interference of a forward and a backward Bloch waves: the amplitude of the fast oscillations follows from the density modulation of each Bloch wave function with a periodicity ℓ_{Br} , while the local period of the slower modulation which originates from the interference of the two Bloch waves $k = k_{\text{Br}} \pm \Delta k$ is equal to $2\pi/\Delta k$. As we approach the reflection point, the Bloch waves approach to the band edge, so that $\Delta k \rightarrow 0$ and the period of the modulation is strongly increased with respect to the lattice period, although it still remains much shorter than the size of incident wave; this effect is apparent in the leftmost snapshot of fig.7.

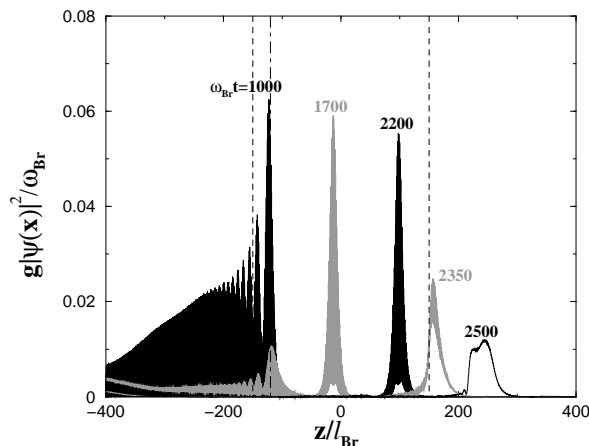


FIG. 7: Controlled bright gap soliton generation from a standing matter wave ($\omega_0/\omega_{\text{Br}} = 0.72$, $w_0/\ell_{\text{Br}} = 240$, $z_0/\ell_{\text{Br}} = -650$; same lattice parameters as in fig.6): pulse shape snapshots at different times. Vertical dashed lines indicate the spatial extension of the lattice; the dot-dashed line indicate the reflection point at linear regime.

Provided the nonlinear term is sufficiently small, the interactions do not wash out the standing wave interference pattern [29] but simply blue-shift the local band edge at the spatial position of the rightmost antinodes; in this way, the wave packet frequency is pushed out from the local gap and valence band states result available for propagation. The resulting short pulses, stabilized by the effective attractive interaction, can therefore propagate along the lattice as solitonic objects. The higher the density, the larger the number of pulses for which this mechanism is effective and which are then able to propagate along all the lattice without being reflected. By carefully choosing the density, a single soliton can be launched along the lattice (fig.7); unfortunately, given the complexity of the nucleation process, it is not physically evident how the parameters of the soliton (e.g. the

group velocity v_g and the peak density) can be controlled by acting on the parameters of the wide incident Bose-condensate.

Once the pulse has crossed the flat region of the lattice and has got to its opposite end, the effective mass of the atoms becomes positive again and the pulse is immediately broadened under the combined effect of group velocity dispersion and mean field repulsion (see the two last snapshots in fig.7). A proof of the solitonic nature of the generated pulse is obtained from a study of its collisional dynamics (fig.8): a pair of such pulses symmetrically generated at the two ends of the lattice collide in the middle of the lattice. Their solitonic properties result clearly from the fact that their shapes as well as the number of atoms contained in each of them are only weakly affected by the collision process. The small broadening of the pulses that can be observed in fig.8 is a signature of the fact that the nonlinear wave equation in a periodic potential is integrable only in an approximate way [27, 30].

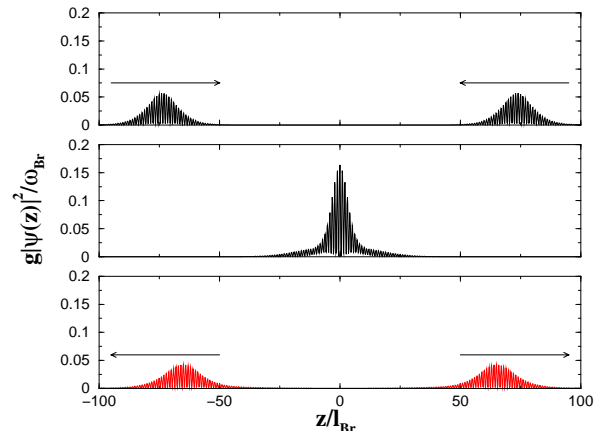


FIG. 8: Collision process between a pair of gap solitons generated at either end of a lattice with the same parameters as in figs.7 and propagating along the lattice with opposite velocities. All the collisional dynamics takes place in the region $|z/\ell_{\text{Br}}| < 100$ where the lattice profile is flat.

Thanks to the effective mass m_{eff} much smaller than the free space mass m_0 (for the parameters of fig.7 $m_{\text{eff}} = 0.07 m_0$), the solitonic width is significantly larger than the free space healing length at the same value of the density; for a typical value of the lattice period of the order of $0.5 \mu\text{m}$, the solitonic length turns out of the order of $10 \mu\text{m}$ which is well within the capabilities of actual detection systems. The mean-field interaction energies required for the observation of solitonic effects are in general smaller or of the order of one tenth of the recoil energy ω_{Br} : for the most relevant case of ^{87}Rb atoms and ^{23}Na , this value corresponds to reasonable densities of the order of 10^{14} cm^{-3} . The characteristic time for the modulational instability and soliton formation processes described in the previous sections is of the order of $\omega_{\text{Br}}t \simeq 500$, which means $t \simeq 20 \text{ ms}$ for ^{23}Rb atoms

and $t \simeq 3$ ms for ^{87}Na .

The method here described for the generation of bright gap solitons is significantly different from previous proposals [4]: in our approach the soliton pulse shape originates not from the whole BEC cloud, but only from the much shorter density bump corresponding to an antinode of the standing matter wave. This fact allows one to obtain short solitons from a wide BEC without the need for a dramatic pulse compression under the effect of effectively attractive interactions.

VI. GAP SOLITONS: A SIMPLE ANALYTICAL MODEL

Provided the gap soliton is wide enough, only a narrow group of Bloch states around a central wave vector k_{sol} are populated and an accurate description can be analytically obtained within the so-called envelope function framework: denoting with $u_{k_{\text{sol}}}(z)$ the Bloch eigenfunction at $k = k_{\text{sol}}$, we write the wave function $\psi(z, t)$ of the coherent matter pulse as the product of the slowly varying envelope $\bar{\psi}(z, t)$ and the fastly oscillating Bloch eigenfunction $u_{k_{\text{sol}}}(z)$

$$\psi(z, t) = \bar{\psi}(z, t) u_{k_{\text{sol}}}(z); \quad (12)$$

in the following, the Bloch eigenfunction $u_k(z)$ is assumed to be normalized according to

$$\frac{1}{\ell_{\text{Br}}} \int_0^{\ell_{\text{Br}}} dz |u_k(z)|^2 = 1, \quad (13)$$

which corresponds to

$$|a_f|^2 + |a_b|^2 = 1. \quad (14)$$

in the (f, b) basis of (5). If its variations of the envelope $\bar{\psi}(z, t)$ are slow enough, it can be shown [30] that $\bar{\psi}(z, t)$ obeys a simple integrable nonlinear Schrödinger equation (NLSE)

$$i\hbar \frac{\partial \bar{\psi}(z, t)}{\partial t} = \left(-\frac{\hbar^2}{2m_{\text{eff}}} \frac{\partial^2}{\partial z^2} + g_{\text{eff}} |\bar{\psi}(z, t)|^2 \right) \bar{\psi}(z, t); \quad (15)$$

in which the effective mass m_{eff} and the effective coupling g_{eff} depend on the central wave vector k_{sol} ; obviously, the stability of the solitonic pulse requires $m_{\text{eff}} < 0$, i.e. k_{sol} close to the upper edge of the valence band at k_{Br} . While an explicit expression for $m_{\text{eff}}(k)$ has been already given in (9), the effective coupling $g_{\text{eff}}(k)$ turns out to be expressed in terms of the Bloch wave function by

$$g_{\text{eff}}(k) = \frac{1}{\ell_{\text{Br}}} \int_0^{\ell_{\text{Br}}} dz g_{1\text{D}} |u_k(z)|^4; \quad (16)$$

within the two-mode ansatz (5), this quantity can be rewritten in the simple form

$$g_{\text{eff}}(k) = g_{1\text{D}} (|a_f|^4 + |a_b|^4 + 4|a_f|^2|a_b|^2) \quad (17)$$

where $a_{f,b}$ are the projections of the Bloch eigenfunction on the forward and backward propagating waves. Notice that the density modulation of the Bloch wavefunction at gap edge ($|a_f|^2 = |a_b|^2 = 1/2$) makes the effective coupling a factor 3/2 larger than the one far from the gap, i.e. the free-space one.

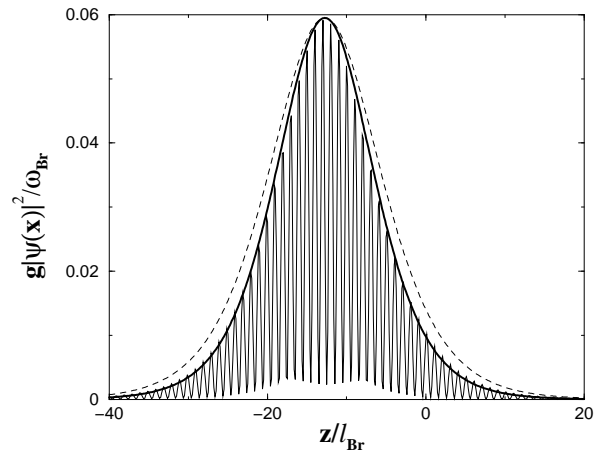


FIG. 9: Comparison of the solitonic pulse at $\omega_{\text{Br}}t = 1700$ in fig.7 with the analytical prediction (18) for the envelope (solid line). Approximate prediction obtained using the band-edge values ($k_{\text{sol}} = k_{\text{Br}}$ for g_{eff} and m_{eff}).

Under these assumptions, the envelope $\bar{\psi}_{\text{sol}}$ of the solitonic wave packet has the simple expression [25]

$$\bar{\psi}_{\text{sol}}(z) = \bar{\psi}_{\text{max}} \operatorname{sech} \left(\frac{z - v_g t}{\xi_{\text{sol}}} \right) \quad (18)$$

with the width ξ_{sol} given by

$$\xi_{\text{sol}} = \sqrt{\frac{\hbar^2}{m_{\text{eff}} g_{\text{eff}} |\bar{\psi}_{\text{max}}|^2}}; \quad (19)$$

as expected, the size ξ_{sol} of the soliton is of the order of the healing length $\xi = \hbar/\sqrt{2m_{\text{eff}}g_{\text{eff}}|\bar{\psi}_{\text{max}}|^2}$. The accuracy of this approximate description is apparent in fig.9 where we compare the numerically obtained wave packet with the analytical prediction (18) for the envelope; the central wave vector k_{sol} of the wave packet has been determined from the group velocity by means of (8), the envelope amplitude $\bar{\psi}_{\text{max}}$ from the peak density of the pulse.

VII. CONCLUSIONS

In this paper we have theoretically investigated the transmission dynamics of coherent matter pulses (such as those that can be extracted from Bose-Einstein condensates) which incide on finite optical lattices; such systems are matter wave analogs of the nonlinear Bragg fibers currently studied in nonlinear optics.

At linear regime (i.e. in the low-density or weak-interaction limit), we have characterized the dependence of the intensity and shape of the transmitted pulse on the velocity and size of the incident condensate in terms of the dispersion of matter waves inside the lattice; as in the case of light waves in periodic dielectric structures or in the case of electrons in crystalline solids, the dispersion of matter waves in the periodic potential of optical lattices is in fact characterized by allowed bands and forbidden gaps.

The dynamics in the presence of interactions is found to be even richer: an interpretation of the numerically predicted effects is put forward in terms of familiar concepts from nonlinear optics, such as optical limiting, optical bistability, and modulational instability.

In particular, we have investigated a possible way of generating narrow bright gap solitons from a wide incident Bose-condensate: the modulational instability is seeded from the strongly modulated density profile of the standing wave which is formed in front of the finite optical lattice by the interference of the incident and reflected matter waves. The solitonic nature of the gener-

ated pulses has been checked from their shape which is in excellent agreement with a simple analytical model as well as from their dynamical and collisional properties.

Finally, we have verified that the range of physical parameters that is required for the observation of the effects predicted in the present paper falls well within the possibilities of actual experimental setups.

Acknowledgments

I.C. acknowledges financial support from the EU (“Marie Curie” Fellowship of programme “Improving Human Research Potential and the Socio-economic Knowledge Base” under contract number HPMF-CT-2000-00901). I.C. is grateful to Yvan Castin, Lincoln Carr and Anna Minguzzi for useful discussions. Laboratoire Kastler Brossel is a Unité de Recherche de l’École Normale Supérieure et de l’Université Paris 6, associée au CNRS.

-
- [1] C. S. Adams and E. Riis, *Prog. Quantum Electron.* **21**, 1 (1997); E. Peik, M. Ben Dahan, I. Bouchoule, Y. Castin, and C. Salomon *Phys. Rev. A* **55**, 2989-3001 (1997); Q. Niu, X.-G. Zhao, G. A. Georgakis, and M. G. Raizen, *Phys. Rev. Lett.* **76**, 4504 (1996); S. R. Wilkinson, C. F. Bharucha, K. W. Madison, Q. Niu, and M. G. Raizen, *Phys. Rev. Lett.* **76**, 4512 (1996)
- [2] *Bose-Einstein condensation in atomic gases*, Proceedings of the International School of Physics Enrico Fermi, Course CXL, edited by M. Inguscio, S. Stringari, and C. Wieman (IOS Press, Amsterdam, 1999).
- [3] B. P. Anderson and M. Kasevich, *Science* **282**, 1686 (1998); S. Burger *et al.*, *Phys. Rev. Lett.* **86**, 4447 (2001); O. Morsch, J. H. Müller, M. Cristiani, D. Ciampini, and E. Arimondo, *Phys. Rev. Lett.* **87**, 140402 (2001); M. Greiner, I. Bloch, O. Mandel, T. W. Hänsch, and T. Esslinger, *Phys. Rev. Lett.* **87**, 160405 (2001)
- [4] O. Zobay, S. Pötting, P. Meystre, and E. M. Wright, *Phys. Rev. A* **59**, 643 (1999); S. Pötting, O. Zobay, P. Meystre, E.M. Wright, *J. Mod. Opt.* **47**, 2653 (2000); A. Trombettoni and A. Smerzi, *Phys. Rev. Lett.* **86**, 2353 (2001)
- [5] B. Wu and Q. Niu, *Phys. Rev. A* **64**, 061603 (2001); V. V. Konotop and M. Salerno, *cond-mat/0106228* (2001); F. Kh. Abdullaev *et al.*, *cond-mat/0106042* (2001)
- [6] E. Yablonovitch, *J.Phys.: Condens.Matter* **5**, 2443 (1993); E. Burstein and C. Weisbuch, eds., *Confined electrons and photons*, Plenum Press, New York, 1995.
- [7] C. M. de Sterke and J. E. Sipe in *Progress in Optics* vol.XXXIII, ed. E. Wolf, Elsevier Science, Amsterdam, 1994, pag. 203
- [8] K. Berg-Sorensen and K. Molmer, *Phys. Rev. A* **58**, 1480 (1998); D. Jaksch, C. Bruder, J. I. Cirac, C. W. Gardiner, and P. Zoller, *Phys. Rev. Lett.* **81**, 3108 (1998); S. Pötting, M. Cramer, C. H. Schwalb, H. Pu, P. Meystre, *Phys. Rev. A* **64**, 023604 (2001)
- [9] B. J. Eggleton, R. E. Slusher, C. M. de Sterke, P. A. Krug, and J. E. Sipe, *Phys. Rev. Lett.* **76**, 1627 (1996); B. J. Eggleton, C. M. de Sterke, and R. E. Slusher, *J. Opt. Soc. Am. B* **16**, 587 (1999); S. Pitois, M. Haelterman, and G. Millot, *Opt. Lett.* **26**, 780 (2001)
- [10] C. M. de Sterke and J. E. Sipe, *Phys. Rev. A* **42**, 2858 (1990); C. M. de Sterke, *Phys. Rev. A* **45**, 8252 (1992); H. G. Winful, R. Zamir and S. Feldman, *Appl. Phys. Lett.* **58**, 1001 (1991); C. M. de Sterke, *Phys. Rev. A* **45**, 8252 (1992); A. B. Aceves, C. de Angelis, and S. Wabnitz, *Opt. Lett.* **17**, 1566 (1992); N. M. Litchinitser, G. P. Agrawal, B. J. Eggleton, and G. Lenz, *Optics Express* **3**, 411 (1998)
- [11] R. W. Boyd, *Nonlinear Optics*, Academic Press, London, 1992; P. N. Butcher and D. Cotter, *The elements of nonlinear optics*, Cambridge University Press, Cambridge, 1993
- [12] N. Friedman, R. Ozeri, and N. Davidson, *J. Opt. Soc. Am. B* **15**, 1749 (1998)
- [13] L. Santos and L. Roso, *Phys. Rev. A* **57**, 432 (1998)
- [14] L. Santos and L. Roso, *Phys. Rev. A* **58**, 2407 (1998)
- [15] L. Santos and L. Roso, *Phys. Rev. A* **60**, 2312 (1999)
- [16] I. Carusotto and G. C. La Rocca, *Phys. Rev. Lett.* **84**, 399 (2000); I.Carusotto and G.C.La Rocca in *Bose-Einstein condensates and atom lasers* eds. S. Martellucci, A. N. Chester, A. Aspect, and M. Inguscio (Kluwer Academic/Plenum Publishers, New York, 2000), pag.153
- [17] K.Bongs *et al.*, *Phys. Rev. A* **63**, 031602 (2001); A. Görlitz *et al.*, *Phys. Rev. Lett.* **87**, 130402 (2001); F. Schreck *et al.*, *Phys. Rev. Lett.* **87**, 080403 (2001)
- [18] W. P. Reinhardt and C. W. Clark, *J. Phys. B* **30**, L785-L789 (1997); A. D. Jackson, G. M. Kavoulakis, and C. J. Pethick, *Phys. Rev. A* **58**, 2417 (1998); Th. Busch and J. R. Anglin, *Phys. Rev. Lett.* **84**, 2298 (2000); Th. Busch

- and J. R. Anglin, Phys. Rev. Lett. **87**, 010401 (2001)
- [19] N. W. Ashcroft and N. D. Mermin, *Solid state physics*, Saunders College Publishing, Orlando, 1976
- [20] see exercise 13 in C. Cohen-Tannoudji, J. Dupont-Roc and G. Grynberg, *Processus d'interaction entre photons et atomes* (InterEditions/Editions du CNRS, Paris, 1988).
- [21] *Confined photons and electrons* eds. E. Burstein and C. Weisbuch (Plenum Press, New York, 1995).
- [22] P. A. Ruprecht, M. J. Holland, K. Burnett, and M. Edwards, Phys. Rev. A **51**, 4704 (1995); Yu. Kagan, G. V. Shlyapnikov, and J. T. M. Walraven, Phys. Rev. Lett. **76**, 2670 (1996)
- [23] C. A. Sackett, H. T. C. Stoof, and R. G. Hulet, Phys. Rev. Lett. **80**, 2031 (1998)
- [24] Y. S. Kivshar and B. A. Malomed, Rev. Mod. Phys. **61** 763 (1989) and Rev. Mod. Phys. **63**, 211 (1991); E. N. Tsoy and C. M. de Sterke, J. Opt. Soc. Am. B **18**, 1 (2001).
- [25] J. R. Taylor, ed., *Optical Solitons*, Cambridge University Press, Cambridge, 1992
- [26] I. H. Deutsch, R. Y. Chiao, and J. C. Garrison, Phys. Rev. A **47**, 3330 (1993)
- [27] A. B. Aceves and S. Wabnitz, Phys. Lett. A **141**, 37 (1989)
- [28] S. Burger *et al.*, Phys. Rev. Lett. **83**, 5198 (1999); J. Denschlag *et al.*, Science **287**, 97 (2000)
- [29] L. D. Carr, C. W. Clark, and W. P. Reinhardt, Phys. Rev. A **62**, 063610 (2000); W.-M. Liu, B. Wu, and Q. Niu, Phys. Rev. Lett. **84**, 2294 (2000)
- [30] C. M. de Sterke and J. E. Sipe, Phys. Rev. A **42**, 550 (1990); C. M. de Sterke and B. J. Eggleton, Phys. Rev. E **59**, 1267 (1999)