

Fraction of uninfected walkers in the one-dimensional Potts model

S. J. O'Donoghue and A. J. Bray

Department of Physics and Astronomy, The University of Manchester, M13 9PL, United Kingdom
(April 5, 2020)

The dynamics of the one dimensional q -state Potts model, in the zero temperature limit, can be formulated through the motion of random walkers which either annihilate ($A + A \rightarrow \emptyset$) or coalesce ($A + A \rightarrow A$) with a q -dependent probability. We consider all of the walkers in this model to be mutually infectious. Whenever two walkers meet, they experience mutual contamination. Walkers which avoid an encounter with another random walker up to time t remain uninfected. The fraction of uninfected walkers is investigated numerically and found to decay algebraically, $U(t) \sim t^{-\phi(q)}$, with a nontrivial exponent $\phi(q)$. Our study is extended to include the coupled diffusion-limited reaction $A + A \rightarrow B$, $B + B \rightarrow A$ in one dimension with equal initial densities of A and B particles. We find that the density of walkers decays in this model as $\rho(t) \sim t^{-1/2}$. The fraction of sites unvisited by either an A or a B particle is found to obey a power law, $P(t) \sim t^{-\theta}$ with $\theta \simeq 1.33$. We discuss these exponents within the context of the q -state Potts model and present numerical evidence that the fraction of walkers which remain uninfected decays as $U(t) \sim t^{-\phi}$, where $\phi \simeq 1.13$ when infection occurs between like particles only, and $\phi \simeq 1.93$ when we also include cross-species contamination.

I. INTRODUCTION

When a system is quenched from a homogeneous high-temperature disordered state into a low-temperature regime, well defined domains of equilibrium ordered phases form randomly and then grow with time (“coarsen”) in a self-similar way, until the domain size becomes comparable to the size of the system [1]. A dynamic scaling hypothesis suggests that, at late times, the evolution of the system is characterized by a single length scale $L(t)$ that represents a typical linear size of the domains. It is well established, at least for systems with a scalar order parameter, that $L(t) \sim t^n$ with $n = 1/2$ for *non-conserved* dynamics and $n = 1/3$ for *conserved* dynamics [1]. The Ising spin model evolving with Glauber spin flip dynamics [2] demonstrates behavior characteristic of the former while evolution according to Kawasaki spin dynamics [3] exemplifies the latter. A generalization of the Glauber-Ising model is the q -state Potts model [4–8], which has q distinct, but equivalent, ordered phases. Experimental realizations are known for $q = 2$ i.e. the Ising model and for $q = 3, 4, \infty$ [4]. The $q = \infty$ case describes several cellular structures [9], e.g. polycrystals [10], soap froths [11], magnetic bubbles [12] and foams [13].

Such coarsening systems are amongst those which have received considerable attention in recent years with regard to their *persistence* properties [13–46]. The persistence probability $P(t)$ is simply the probability that a given stochastic variable $\phi(x, t)$, with zero mean, does not change sign in the time interval $[0, t]$. Theoretical and computational studies of persistence include spin systems in one [15,16] and higher [17–21] dimensions, diffusion fields [22,23], fluctuating interfaces [24], phase-ordering dynamics [25–27], Lotka-Volterra models [28,29] and reaction-diffusion systems [30–37]. Experimental

studies include the coarsening dynamics of breath figures [38], foams [13], soap froths [39,40], twisted nematic liquid crystals [41], and one-dimensional gas diffusion [42]. Persistence in non-equilibrium critical phenomena has also been studied in the context of the global order parameter $M(t)$ (e.g. the total magnetization of a ferromagnet), regarded as a stochastic process [43,44]. In many systems of physical interest, the persistence decays algebraically according to $P(t) \sim t^{-\theta}$, where θ is the persistence exponent and is, in general, nontrivial. The non-triviality of θ emerges as a consequence of the coupling of the field $\phi(x, t)$ to its neighbors, since such coupling implies that the stochastic process at a fixed point in space and time is non-Markovian. For the q -state Potts model at $T = 0$, the fraction of spins which have never flipped up to time t (i.e. that fraction that have *persisted* in their original phase), has been observed [15,17–19] to obey a power law decay $P(t) \sim t^{-\theta(q)}$, where $\theta(q)$ has been obtained exactly, in 1D, by Derrida *et al.* [16] for arbitrary q ,

$$\theta(q) = -\frac{1}{8} + \frac{2}{\pi^2} \left[\cos^{-1} \left(\frac{2-q}{\sqrt{2}q} \right) \right]^2. \quad (1)$$

There is a very direct way [47–49] of relating the Glauber dynamics of the 1D q -state Potts model at zero temperature to reaction-diffusion models [50,51]. Consider uncorrelated initial conditions where each of the q phases is present with equal density $1/q$. During any time interval dt , each spin $S_i(t)$ has a probability $dt/2$ of becoming equal to its right neighbor, $dt/2$ of becoming equal to its left neighbor and a probability $1 - dt$ of retaining its own value. The domain walls therefore perform random walks. Upon contact, two domain walls react instantaneously, either *annihilating* $A + A \rightarrow \emptyset$ with probability $1/(q-1)$ or *coalescing* $A + A \rightarrow A$ with probability $(q-2)/(q-1)$, these numbers being the probabilities that

the states on the far sides of the walkers are the same (annihilation) or different (coalescence). This reaction-diffusion model, together with the fact that in the initial condition each bond is occupied by a domain wall with probability $(q-1)/q$, is completely equivalent to the spin problem. The fraction of spins which have never flipped up to time t is then simply the fraction of sites which have never been visited by a random walker. The probabilistic algorithm for implementing the Potts model through the annihilation or coalescence of random walkers allows q to be a real number but is restricted to $q \geq 2$. However, an equivalent Ising spin representation of the Potts persistence problem [45] permits a study [36] of $\theta(q)$ in the regime $1 < q < 2$.

In the present work we study the fraction of random walkers which have never encountered another walker, using the reaction-diffusion representation of the 1D Glauber-Potts model at zero temperature. To facilitate our discussion, we consider all the random walkers at time $t = 0$ to be uninfected. All the walkers are, however, considered to be infectious, so that for $t > 0$ any contact between walkers (assuming they survive the encounter) leads to mutual contamination. Walkers that avoid all contact remain uninfected. Our goal, therefore, is to address the fraction of uninfected walkers, $U(t)$, up to time t . Our numerical simulations (Sec. II) indicate a power law decay $U(t) \sim t^{-\phi(q)}$ characterized by a nontrivial exponent $\phi(q)$ where $1/2 \leq \phi(q) \leq 3/2$, for $2 \leq q \leq \infty$. We also consider (Sec. III) the coupled diffusion-limited reaction $A + A \rightarrow B$, $B + B \rightarrow A$ in one dimension with equal initial densities, $\rho_A(0) = \rho_B(0)$. We find that the density of particles decays in this model according to $\rho \sim t^{-1/2}$, independent of the initial walker density, characteristic of “Potts like” behavior [52]. The fraction of sites unvisited by either an A or a B particle decays as $P(t) \sim t^{-\theta}$ with $\theta \simeq 1.33$. We discuss these exponents within the context of the q -state Potts model and observe that the fraction of walkers which remain uninfected by their *own* species decays according to $U(t) \sim t^{-\phi}$, where $\phi \simeq 1.13$. We also study the fraction of walkers which remain uninfected by *both* species and find that this too obey a power law, with $\phi \simeq 1.93$. We conclude in Sec. IV with a summary of the results and a discussion of some open questions.

II. THE POTTS MODEL

We investigate numerically the fraction of uninfected walkers, $U(t)$, in the 1D q -state Potts model, at zero temperature, as a function of q . Our simulations are performed on a 1D lattice of size 10^7 with periodic boundary conditions. At $t = 0$ a random walker is placed at each lattice site, so that $\rho(0) = 1$. We choose this initial high density of walkers to accelerate the system’s evolution into the asymptotic regime. Our model is updated using the direct method [53] i.e. at each computational step, a particle is picked at random and moved with probability

$D = 1/2$ to a neighboring site, where D is the diffusion constant. If the destination site is occupied, the two particles either annihilate, with probability $1/(q-1)$, or coalesce, to become a single particle, with probability $(q-2)/(q-1)$, in accordance with the reaction-diffusion dynamics of the Potts model detailed above. For each move of a particle, time t is increased by $dt = 1/N$, where N is the current number of particles in the system. Such sequential dynamics can be chosen without loss of generality as parallel dynamics exhibit similar asymptotic behavior [54]. Our simulations are performed for 5000 time steps and our results are averaged over 100 runs.

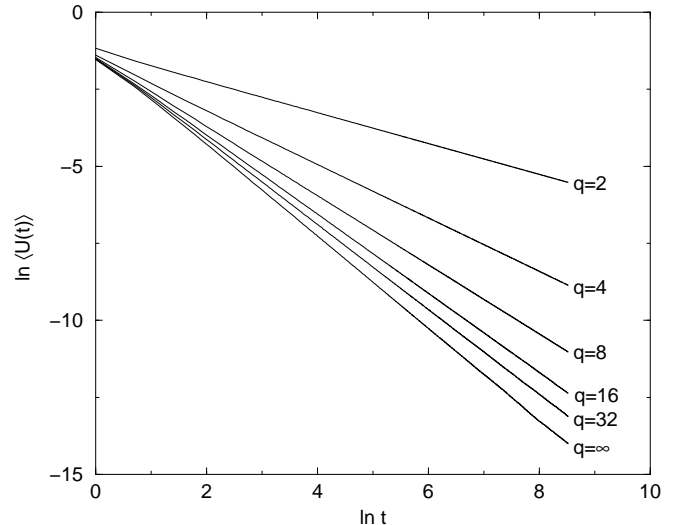


FIG. 1. Log-log plot of the fraction of uninfected walkers in the 1D, $T = 0$, Glauber-Potts model as a function of time, for various q .

q	ϕ
2	0.5006(7)
4	0.867(5)
8	1.121(5)
16	1.283(6)
25	1.352(6)
32	1.380(7)
50	1.419(7)
64	1.435(8)
100	1.461(8)
128	1.464(8)
256	1.481(9)
∞	1.495(9)

TABLE I. Numerical values of the exponent $\phi(q)$ in the 1D, $T = 0$, Glauber-Potts model where $U(t) \sim t^{-\phi(q)}$, for various values of q .

Fig. 1 clearly shows that the fraction of uninfected walkers decays according to a power-law, $U(t) \sim t^{-\phi(q)}$. In Table I we present our numerical values for $\phi(q)$ in the range $2 \leq q \leq \infty$. These values were obtained by performing a linear regression on log-log curves such as those presented in Fig. 1. The regression was taken in

the range $10 \leq t \leq 1000$. This range was chosen to avoid initial transients and to avoid statistical fluctuations between different runs which become prominent as t increases, especially for large q . In Fig. 2 we plot ϕ as a function of q , where we choose to represent the data on a linear-log plot merely for clarity of presentation.

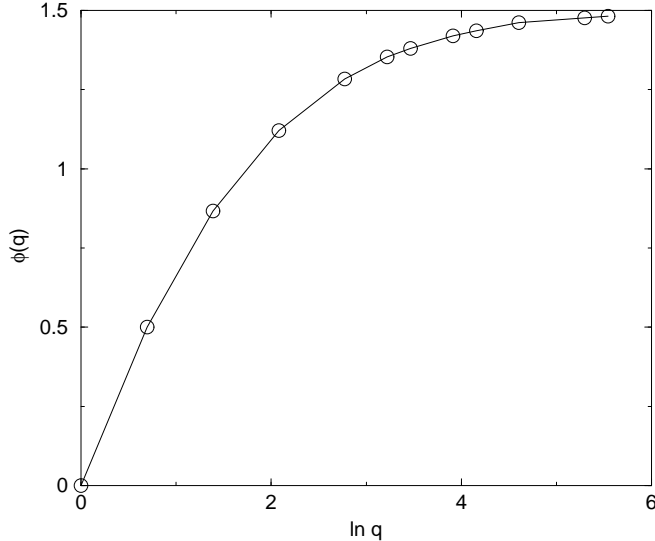


FIG. 2. Linear-log plot of ϕ as a function of q for the 1D, $T = 0$, Glauber-Potts model.

The case $q = 2$, which corresponds to the Ising model, reduces to the $A + A \rightarrow \emptyset$ reaction-diffusion process, where the density of uninfected walkers is clearly equal to the particle density. It is well known [52] that in the q -state Potts model the particle density obeys a power-law decay, $\rho(t) \sim t^{-1/2}$, which is consistent with our value of $\phi(2) = 0.5006(7)$. For the case $q = \infty$, random walkers only coalesce with one another and the Potts model is equivalent to the $A + A \rightarrow A$ reaction-diffusion process. The dynamics of this system are particularly simple, since each particle sees only the “cage” formed by its two nearest neighbors. It is immaterial that these neighbors may coalesce with more distant particles. Consequently, the kinetics of each particle involves only itself and its two nearest neighbors. A walker remains uninfected therefore, if it avoids contact with the walkers which define the cage. This problem is identical to the “surrounded prey” problem [55,56], where one considers the two neighbors to be predators preying on the particle inside their cage. The probability that the prey survives is, using our terminology, equivalent to the probability that the particle remains uninfected by its neighbors. This problem can be solved exactly [55,56] by mapping the three-particle system in one dimension to a compound diffusing particle in an appropriately defined two-dimensional wedge. One finds that the fraction of surviving prey (uninfected walkers) in the $A + A \rightarrow A$ model decays according to $U(t) \sim t^{-3/2}$. This again is consistent with our numerical result, $\phi(\infty) = 1.495(9)$.

These arguments, along with our numerics, suggest that the fraction of uninfected walkers decays according to $U(t) \sim t^{-\phi(q)}$ where $1/2 \leq \phi(q) \leq 3/2$, for $2 \leq q \leq \infty$. Although we understand the values of $\phi(2) = 1/2$ and $\phi(\infty) = 3/2$ at the limits of the q spectrum, we have so far been unable to calculate ϕ for general q . One possible approach is, perhaps, to try to relate this problem to the study of unvisited sites in the q -state Potts model. In the latter case, one considers particles with diffusion constant D and addresses the probability that a site x has never been visited by a walker to its right, or a walker to its left, up to time t . Equivalently, one can consider the site at x to contain a particle with diffusion constant $D' = 0$ and address the probability that the particle at site x remains uninfected. If the particle at position x is, however, set a diffusion constant equal to that of the other particles in the system, $D' = D$, the problem becomes that addressed in this paper. This suggests that ϕ may be a function of the ratio of the diffusion constants in the problem, i.e. $\phi = \phi(q, D'/D)$, with $\phi(q, 0) = \theta(q)$. This is certainly true for $q = \infty$, where the calculation reduces to the surrounded-prey problem [55,56] discussed in the preceding paragraph.

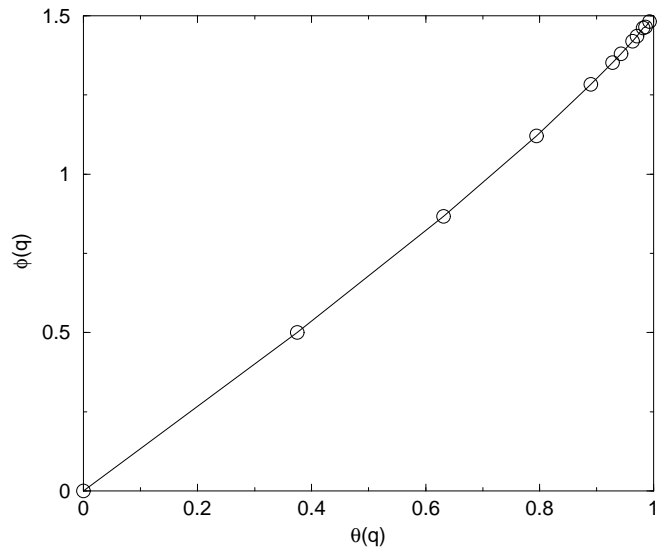


FIG. 3. The exponent ϕ plotted against the exponent θ , for various q for the 1D, $T=0$, Glauber-Potts Model.

Recently, we have explored the connection between uninfected walkers and unvisited sites in one dimension within the context of a system of non-interacting randomly diffusing particles $A\emptyset \longleftrightarrow \emptyset A$, and the $A + B \rightarrow \emptyset$ diffusion-limited reaction [57]. We found that in both of these models,

$$U(t) \simeq [P(t)]^\gamma, \quad \text{with } \gamma \simeq 1.39. \quad (2)$$

While this relationship is obeyed reasonably accurately over the range of times accessible to our simulations, there is evidence, for both processes, that γ approaches a smaller value at late times [57]. Clearly, we can write an analogous relationship for the q -state Potts model, where

$U(t) \sim t^{-\phi(q)}$, $P(t) \sim t^{-\theta(q)}$ and γ is now some function of q , i.e. $t^{-\phi(q)} = t^{-\gamma(q)\theta(q)}$, so that

$$\phi(q) = \gamma(q)\theta(q). \quad (3)$$

We plot $\phi(q)$ against $\theta(q)$ in Fig. 3, where our values for $\phi(q)$ have been taken from Table I and the corresponding values of $\theta(q)$ have been calculated exactly from Eq. (1). The point at the origin corresponds to $q = 1$, where ϕ and θ both vanish. Fig. 3 indicates that $\phi(q)$ increases monotonically as a function of $\theta(q)$. Therefore, given that we know the exact values of $\theta(q)$ and $\phi(q)$ for $q = 2, \infty$, and given the convex nature of the plot in Fig. 3, we can use Eq. (3) to determine precise bounds on $\gamma(q)$ in this range:

$$4/3 \leq \gamma(q) \leq 3/2, \quad q \in [2, \infty]. \quad (4)$$

Thus while $\phi(q)$ and $\theta(q)$ are separately quite strongly dependent on q , their ratio $\gamma(q)$ depends only weakly on q .

III. THE EXCHANGE MODEL

The $A + A \rightarrow B$, $B + B \rightarrow A$ diffusion-limited reaction offers a curious combination of birth and death processes. For brevity, we dub this model the “exchange model”. The particles in the exchange model diffuse randomly. Whenever a particle encounters a walker belonging to its own species, the two particles annihilate instantaneously, to create a particle belonging to the *other* species at the point of annihilation. For the purposes of this study, we allow lattice sites to contain multiple particles, enabling two particles of differing species to cohabit a single lattice site. This feature of our model ensures that, in one dimension, the lattice structure $\dots ABABABABAB \dots$ continues to evolve. Confining our system to a maximum of one particle per site would otherwise mean that the preceding configuration would be stable for all time t . We focus our attention on the 1D exchange model with equal initial densities of A and B particles.

Our numerical simulations are performed on a one dimensional lattice with periodic boundary conditions. At $t = 0$ equal numbers of A and B particles are randomly distributed on the lattice with a maximum of one particle per site. Our system then evolves according to the dynamics described above. The system is updated in the same manner as for the q -state Potts model described in Sec. II.

A. Particle Density

The first question we address is the particle decay. The unimolecular reactions defining the exchange model are characteristic of the q -state Potts model and therefore we

can expect the particle density to exhibit similar asymptotic behavior. Indeed, for every pair of reactions between two A and two B particles, a single A and a single B are produced, which is the same result as for two $q = \infty$ Potts models, $A + A \rightarrow A$, $B + B \rightarrow B$ operating on a single lattice. We therefore expect the particle density to decay in the exchange model according to $\rho_A(t) \sim Ct^{-\alpha}$, with $\alpha = 1/2$, independent of the initial particle density [52]. This is indeed confirmed by our simulations. In Fig. 4 we present our results for the particle density for three different initial values of $\rho_A(0)$ (recall $\rho_B(0) = \rho_A(0)$). The simulations were performed on a lattice of size 10^6 for 10^5 time steps and the results averaged over 100 runs.

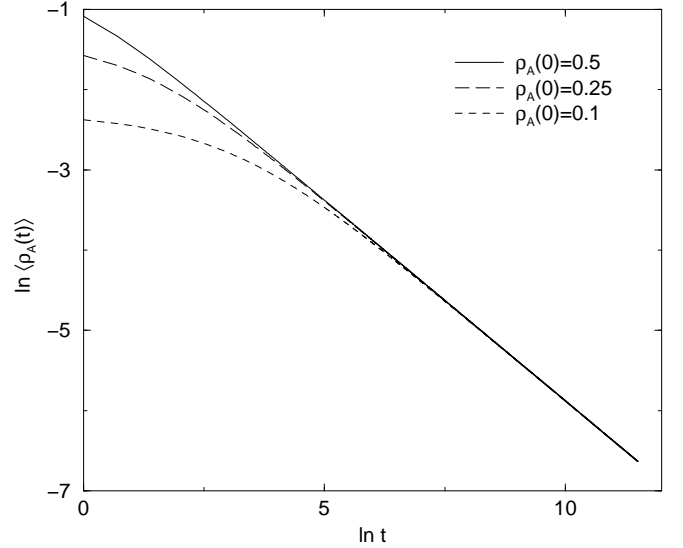


FIG. 4. Log-log plot of the particle density as a function of time in the 1D exchange model.

In Table II we present our numerical values for the particle density decay exponent α and amplitude C , where $\rho_A(t) \sim Ct^{-\alpha}$. These values were obtained by performing a linear regression on the plots in Fig. 4 in the asymptotic regime, $10^4 \leq t \leq 10^5$.

$\rho_A(0)$	α	C
0.5	0.5007(9)	0.419(5)
0.25	0.5007(9)	0.419(5)
0.1	0.5000(5)	0.416(9)

TABLE II. Numerical values for the particle density decay exponent α and the amplitude C in the 1D exchange model, where $\rho_A(t) \sim Ct^{-\alpha}$, for different initial densities $\rho_A(0)$.

For the 1D q -state Potts model, the amplitude C is q -dependent [52],

$$C(q) = \frac{q-1}{q} \frac{1}{\sqrt{2\pi D}}. \quad (5)$$

Is there perhaps a value of q which corresponds to the exchange model? A value of $q = 4$ in Eq. (5), with $D = 1/2$ returns a value $C(4) = 0.423$, in good agreement with the values of C recorded in Table II. Notice

that this value lies exactly midway between the minimum value, $C(2) = 0.282$ and the maximum value, $C(\infty) = 0.564$, set by the q -state Potts model. Our numerical results therefore suggest, that in terms of the particle density, the two reactions which define the exchange model ($A + A \rightarrow B, B + B \rightarrow A$) are equivalent, in some sense, to two independent $q = 4$ Potts models.

B. Fraction of Unvisited Sites

We now turn our attention to the persistence properties of the exchange model. Here, we are interested in the fraction of sites, $P(t)$, that have never been visited by either an A or a B particle up to time t . An obvious starting point is to see if $P(t)$ obeys a power-law decay with an exponent equal to that returned in the case of two $q = 4$ Potts Models i.e. $P(t) \sim t^{-2 \times \theta(q=4)}$ where, using Eq. (1), $2 \times \theta(q = 4) = 1.263$. Our numerical simulations do indeed indicate a power-law decay, $P(t) \sim t^{-\theta_{ex}}$. However, the decay exponent $\theta_{ex} \simeq 1.33$, in disagreement with what one might have naively expected from a study of the particle decay.

Our simulations are performed on a lattice of size 10^6 for 5000 time steps and the results averaged over 200 runs. In Fig. 5 we present a log-log plot of $P(t)$. In Table III we show the results of a linear regression performed on the curves in Fig. 5, to obtain values of θ_{ex} . The regression was performed in the regime $500 \leq t \leq 5000$, to avoid initial transients.

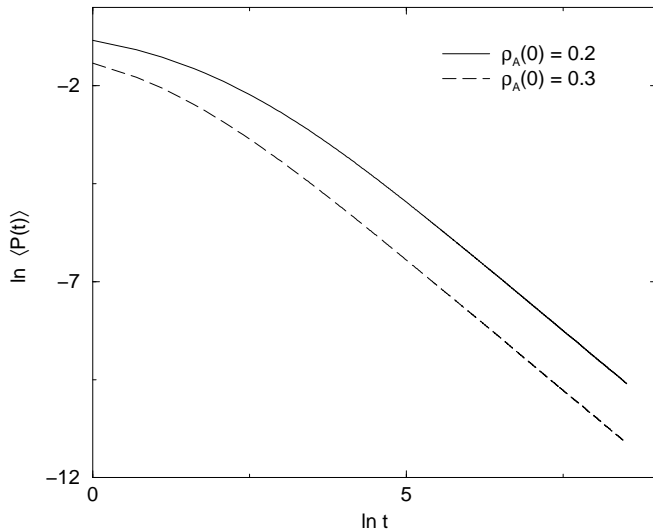


FIG. 5. Log-log plot of the fraction of unvisited sites as a function of time in the 1D exchange model.

$\rho_A(0)$	θ_{ex}
0.2	1.330(7)
0.3	1.333(5)

TABLE III. Numerical values for the persistence decay exponent θ_{ex} in the 1D exchange model, where $P(t) \sim t^{-\theta_{ex}}$,

for initial densities $\rho_A(0)$.

C. Fraction of Uninfected Walkers

Finally, we consider the fraction of uninfected walkers in the exchange model. We focus, without loss of generality, on just the fraction of uninfected A particles. In this model, we are only interested in *original* A particles. Those A particles which have been created through the reaction $B + B \rightarrow A$ after $t = 0$, are also therefore considered to be infected. There are two distinct cases to consider: (i) the fraction of A particles which remain uninfected by *only* their own species and (ii) the fraction of A particles which have avoided infection by *both* types of species. Our approach is wholly numerical. We address the former case first.

Fig. 6 indicates that the fraction of uninfected A walkers obeys a power-law decay according to $U(t) \sim t^{-\phi_A}$, where the subscript A on the exponent denotes infection by only A particles (case (i)). The results for $\rho_A(0) = 1$ were generated from 500 runs on a lattice of size 5×10^5 over 5000 time steps. The results for $\rho_A(0) = 0.5$ were generated using a lattice of size 10^6 , run for 10^4 time steps and also averaged over 500 runs. In Table IV, we present our numerical values of ϕ_A for two different initial starting densities. The values of the exponent were obtained by performing a linear regression on the curves in Fig. 6 in the regime $100 \leq t \leq 5000$.

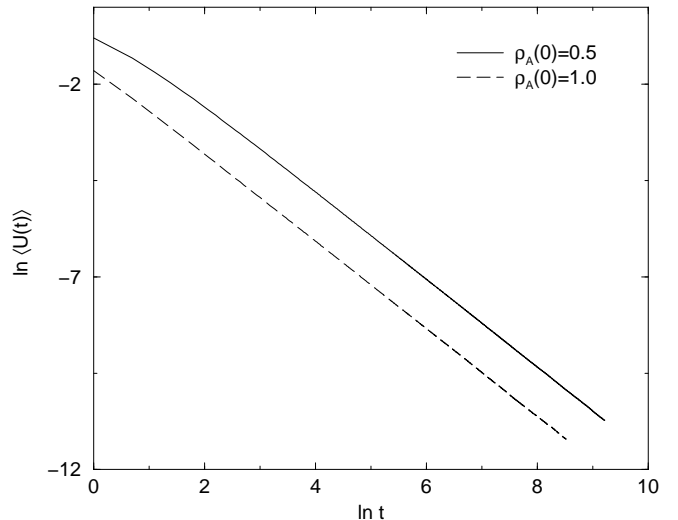


FIG. 6. Log-log plot of the fraction of A walkers uninfected by A particles in the 1D exchange model as a function of time.

$\rho_A(0)$	ϕ_A
1.0	1.133(5)
0.5	1.138(8)

TABLE IV. Numerical values for the exponent ϕ_A in the 1D exchange model, where $U(t) \sim t^{-\phi_A}$, for initial densities $\rho_A(0)$.

We now address case (ii), the fraction of A particles which have avoided infection by both A and B walkers. Our simulations are performed on a lattice of size 10^6 for 2000 time steps and averaged over 500 runs. In line with our previous data, we present our results for $U(t)$ on a log-log plot in Fig. 7.

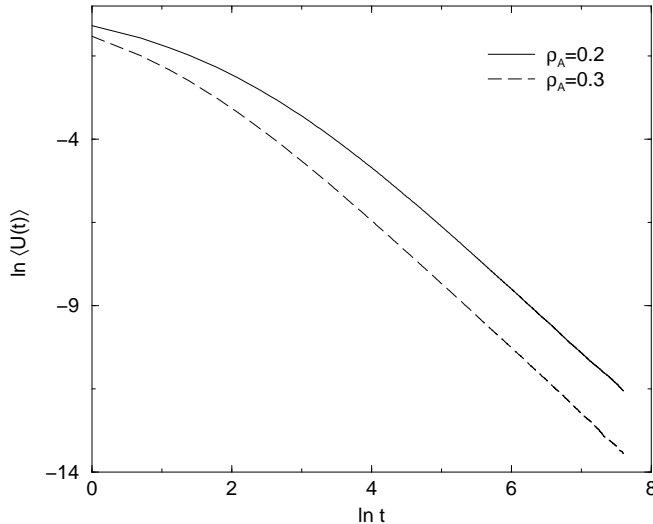


FIG. 7. Log-log plot of the fraction of A walkers uninfected by both A and B particles in the 1D exchange model as a function of time.

Unfortunately, we do not obtain straight line graphs. However, an inspection of individual runs of the data (Fig. 8) shows that, in this model, statistical fluctuations between different runs become prominent very quickly, whereas earlier times are governed by transient effects.

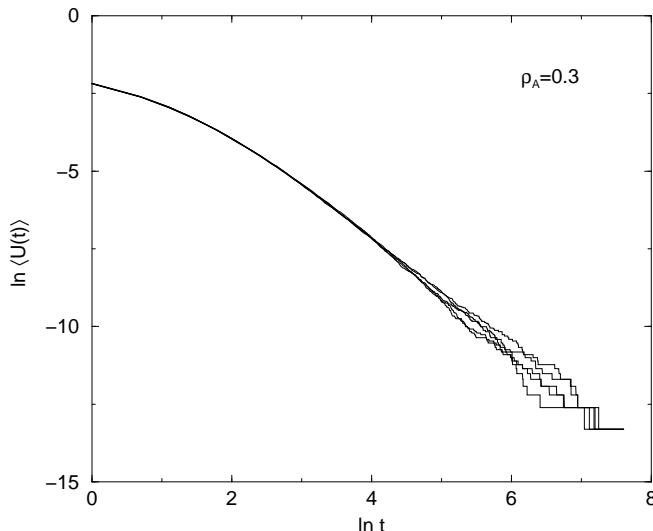


FIG. 8. Log-log plot of the fraction of A walkers uninfected by both A and B particles in the 1D exchange model as a function of time, for five individual simulation runs.

The dominance of these two regimes renders any determination of an exponent particularly difficult. Using a

lower initial density, with the intention of delaying the onset of noisy data only extends the transient regime, whereas using a higher initial density to minimize transient effects accelerates the onset of large statistical fluctuations. In view of the power-law behavior we identified in case (i) and the general trend of our data, we suggest that, with sufficiently good statistics, the fraction of A walkers uninfected by either A or B particles would also exhibit a power-law decay $U(t) \sim t^{-\phi_{AB}}$, where the subscript on the exponent denotes infection is permitted by both species. There is, however, a cleaner method of extracting the exponent ϕ_{AB} . We suggest, in analogy with the other models we have studied, that $U(t) \simeq [P(t)]^{\gamma_{ex}}$ so that,

$$\phi_{AB} = \gamma_{ex} \theta_{ex}. \quad (6)$$

If we can establish the validity of the relation $U(t) \simeq [P(t)]^{\gamma_{ex}}$, and determine the value of γ_{ex} , we can then read off the exponent ϕ_{AB} from Eq. (6). Our initial condition specifies a maximum of one particle per site, so $U(0) = 1$. While, in the continuum description of the model, $P(0) = 1$ also, on a lattice this becomes $P(0) = 1 - \rho_0$. Therefore, to place these two quantities on an equal footing in our numerical study, we define, $p(t) = P(t)/P(0)$, so that both $U(0)$ and $p(0)$ are equal to unity. Note, of course, that in the continuum limit, $\rho_0 \rightarrow 0$, we recover $p(t) \rightarrow P(t)$. We present in Fig. 9 a log-log plot of $U(t)$ vs. $p(t)$.

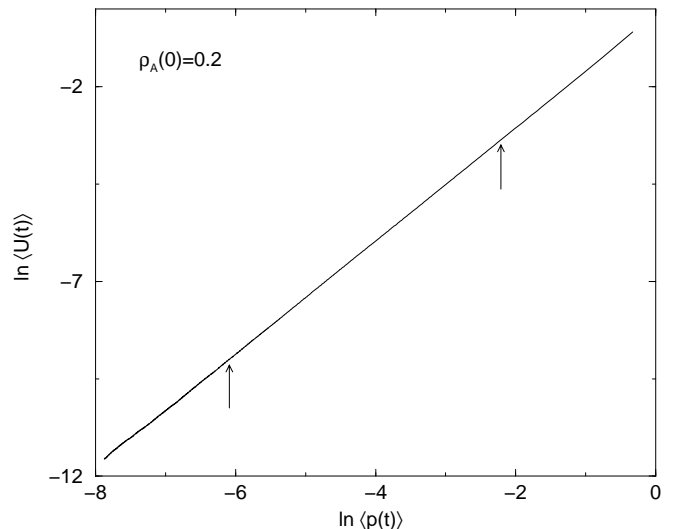


FIG. 9. Log-log plot of the fraction of A walkers uninfected by both A and B particles, against the fraction of unvisited sites, in the 1D exchange model.

The plot in Fig. 9 is quite linear, but does not go through the origin, suggesting that in fact $U(t) \simeq K p(t)^{\gamma_{ex}}$ with $K \neq 1$. We note that in the numerical analysis of the relationship between noninfectedness and persistence in the $A\emptyset \leftrightarrow \emptyset A$ and $A + B \rightarrow \emptyset$ models [57] the equivalent prefactor K was close enough to unity ($K \simeq 0.99$) to tempt the speculation that it might become unity in the

continuum (low density) limit, though we stress that in the latter models there was good evidence that some of the simulations had not reached the asymptotic regime. In order to evaluate γ_{ex} and K for the present model, we perform a linear regression on the data in Fig. 9 in the region indicated by the arrows, thereby avoiding initial transients associated with lattice effects, and the onset of statistical fluctuations between different runs of the data. We summarize our results for γ_{ex} and K in Table V.

$\rho_A(0)$	γ_{ex}	K
0.2	1.453(7)	0.863(9)
0.3	1.456(7)	0.754(9)

TABLE V. Numerical values of γ_{ex} and K in the 1D exchange model, where $U(t) \simeq K[p(t)]^{\gamma_{ex}}$, for two initial densities $\rho_A(0)$.

Note that the value of K for $\rho_A(0) = 0.2$ is larger than that for $\rho_A(0) = 0.3$, suggesting the possibility that $K \rightarrow 1$ as $\rho_A(0) \rightarrow 0$, consistent with our results for other models [57], though we have no concrete arguments to support this idea. To test our results, we attempt to collapse the data for the uninfected fraction and the persistence on to a single curve by plotting $\ln U(t)$ and $\gamma_{ex} \ln p(t) + \ln K$ as functions of time t , in Fig. 10.

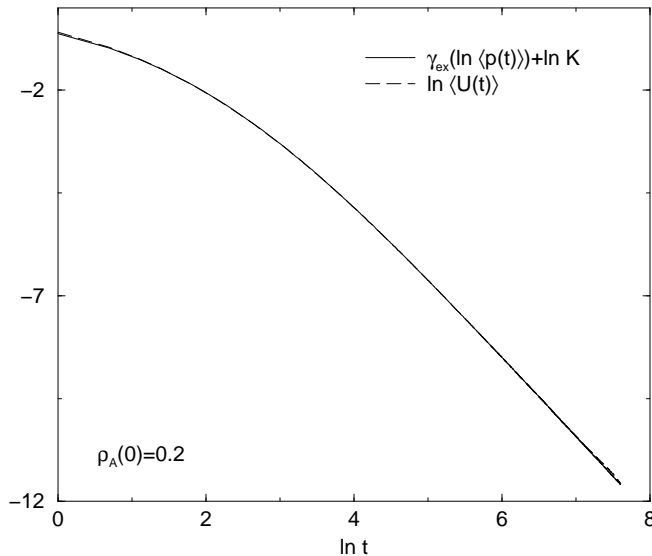


FIG. 10. $\ln U(t)$ and $\gamma_{ex} \ln p(t) + \ln K$ plotted as a function of time, to collapse the data for the uninfected walkers and unvisited sites onto a single curve. We present our results for $\rho_A(0) = 0.2$ and use $\gamma_{ex} = 1.45$ and $K = 0.86$.

The data collapse is excellent over both transient and asymptotic regimes, suggesting that the relation $U(t) \simeq K[p(t)]^{\gamma_{ex}}$ holds to a high degree of accuracy for all times t . We attribute any deviations between the two curves at late times to the onset of statistical fluctuations between different runs of the data. Clearly we can improve the collapse at either early or late times by performing the linear regression in Fig. 9 on the appropriate part

of the curve. We find that over the whole regime presented in Fig. 10, $\gamma_{ex} \simeq 1.45(1)$ works well. For brevity and clarity of presentation, we have presented our results for $\rho_A(0) = 0.2$ only, although we have achieved equally good results for $\rho_A(0) = 0.3$.

The values $\gamma_{ex} \simeq 1.45$ and $\theta_{ex} \simeq 1.33$ yield, using Eq. (6), $\phi_{AB} \simeq 1.45 \times 1.33 \simeq 1.93$. We therefore argue that, when infection is caused by both species, $U(t) \sim t^{-\phi_{AB}}$ with $\phi_{AB} \simeq 1.93$.

IV. DISCUSSION AND SUMMARY

In this paper, we have investigated the fraction of uninfected walkers, $U(t)$, in the 1D q -state Potts model evolving at zero temperature. Our numerical results strongly suggest that this quantity obeys a power-law decay, $U(t) \sim t^{-\phi(q)}$, with a nontrivial exponent $\phi(q)$, where $1/2 \leq \phi(q) \leq 3/2$, for $2 \leq q \leq \infty$. Although we are able to understand the values of $\phi(q)$ for $q = 2$ and $q = \infty$, we have otherwise been unable to calculate $\phi(q)$ analytically. In analogy with the other models we have studied [57], we have reduced the familiar study of persistent sites $P(t)$, to a limiting case in the study of uninfected walkers and noted that $U(t) \sim [P(t)]^{\gamma(q)}$, with $4/3 \leq \gamma \leq 3/2$ for $2 \leq q \leq \infty$. We discussed in Sec. I that, with regard to the persistence properties of the Potts model, it is possible to probe the region $1 \leq q \leq 2$. Although we have included a point for the state $q = 1$, where $\theta = \phi = 0$, in Fig. 2 and Fig. 3, we leave a study of the fraction of uninfected walkers in this latter regime as an open challenge.

We have also studied the 1D exchange model, defined by the reactions $A + A \rightarrow B$, $B + B \rightarrow A$. Our numerical simulations indicate similarities between this diffusion-limited system and the Potts class of models, in that the particle density decays according to $\rho(t) \sim t^{-1/2}$, independent of the initial particle density. The amplitude of the particle decay lies approximately halfway between the minimum and maximum values set by the Potts model suggesting that, within the context of the particle decay, the exchange model roughly mimics the behavior of two independent $q = 4$ Potts models. We have also shown that the fraction of sites unvisited by either an A or a B particle decays according to $P(t) \sim t^{-\theta_{ex}}$ where $\theta_{ex} \simeq 1.33$. Our study of the fraction of uninfected walkers in the exchange model focused on two cases. In the first instance, we addressed the fraction of A walkers infected by only their own species and established that, in this case, $U(t) \sim t^{-\phi_A}$ where $\phi_A \simeq 1.13$. When cross species contamination was also included in our simulation, we found $U(t) \sim t^{-\phi_{AB}}$ with $\phi_{AB} \simeq 1.93$. We presented numerical evidence that $U(t) \simeq K[p(t)]^{\gamma_{ex}}$ with $\gamma_{ex} \simeq 1.45$. An obvious goal for the future is to establish a theoretical framework for the exponents that occur in the exchange model and, in particular, for the observed simple relation between $U(t)$ and $P(t)$. Across the range

of models we have studied, in both this and our previous paper [57], the fraction of uninfected walkers, $U(t)$, and the fraction of unvisited sites, $P(t)$, are seemingly related by $U(t) \sim [P(t)]^\gamma$. This remarkable relationship, which seems to hold reasonably accurately across the entire time regime accessible to simulation, merits further attention. In Table VI, we summarize the values of γ for the various models we have studied (note, however, that there is some evidence [57] that, for the first two models, the asymptotic value of γ is smaller 1.39).

Model	γ
$A\emptyset \longleftrightarrow \emptyset A$	1.39
$A + B \rightarrow \emptyset$	1.39
q -state Potts Model	$[4/3, 3/2], q \in [2, \infty]$
exchange Model	1.45

TABLE VI. Numerical results for the exponent γ in various 1D models for which $U(t) \simeq [P(t)]^\gamma$ (results for the first two models from ref. [57]).

Finally, we note that all values of γ obtained so far lie in the range $4/3 \leq q \leq 3/2$ spanned by the q -state Potts model with $2 \leq q \leq \infty$. Up to now our analysis of γ has been purely numerical, and naturally a more fundamental understanding of this exponent is required.

V. ACKNOWLEDGMENT

This work was supported by EPSRC (UK).

-
- [1] For a review see A. J. Bray, Adv. Phys. **43**, 357 (1994).
 - [2] R. J. Glauber, J. Math. Phys. **4**, 294 (1963).
 - [3] K. Kawasaki, Phys. Rev. **145**, 224 (1966).
 - [4] For a review see, F. Y. Wu, Rev. Mod. Phys. **54**, 235 (1982).
 - [5] M. Droz, J. Kamphorst Leal da Silva, A. Malaspina and J. Yeomans, J. Phys. A **19**, 2671 (1986).
 - [6] B. Derrida, C. Godrèche and I. Yekutieli, Phys. Rev. A **44**, 6241 (1991).
 - [7] C. Sire and S. N. Majumdar, Phys. Rev. Lett. **74**, 4321 (1995).
 - [8] C. Sire and S. N. Majumdar, Phys. Rev. E **52**, 244 (1995).
 - [9] For a review of cellular structures see J. Stavans, Rep. Prog. Phys. **56**, 733 (1993).
 - [10] S. K. Kurtz and F. M. A. Carplay, J. Appl. Phys. **51**, 5725 (1981).
 - [11] J. A. Glazier, M. P. Anderson and G. S. Grest, Philos. Mag. B **62**, 615 (1990); H. Flyvbjerg, Phys. Rev. E **47**, 4037 (1993).
 - [12] K. L. Babcock and R. M. Westervelt, Phys. Rev. Lett. **64**, 2168 (1990).
 - [13] B. Levitan and E. Domany, Europhys. Lett. **38**, 485 (1997).
 - [14] For a recent review of persistence see S. N. Majumdar, Curr. Sci. India **77**, 370 (1999).
 - [15] B. Derrida, A. J. Bray, C. Godrèche, J. Phys. A **27**, L357 (1994).
 - [16] B. Derrida, V. Hakim, V. Pasquier, Phys. Rev. Lett. **75**, 751 (1995); J. Stat. Phys. **85** 763 (1996).
 - [17] D. Stauffer, J. Phys. A **27**, 5029 (1994).
 - [18] B. Derrida, P. M. C. de Oliveira, D. Stauffer, Physica A **224**, 604 (1996).
 - [19] M. Hennecke, Physica A, **246**, 519 (1997); *ibid.* **252**, 173 (1998).
 - [20] S. Jain and H. Flynn, J. Phys. A **33**, 8383 (2000).
 - [21] G. I. Menon, P. Ray and P. Shukla, Phys. Rev. E **64**, 046102 (2001).
 - [22] S. N. Majumdar, C. Sire A. J. Bray and S. J. Cornell, Phys. Rev. Lett. **77**, 2867 (1996); B. Derrida, V. Hakim and R. Zeitak, *ibid.* **77**, 2871 (1996).
 - [23] D. H. Zanette, Phys. Rev. E **55**, 2462 (1997).
 - [24] J. Krug, H. Kallabis, S. N. Majumdar, S. J. Cornell, A. J. Bray and C. Sire, Phys. Rev. E **56**, 2702 (1997).
 - [25] A. J. Bray, B. Derrida and C. Godrèche, Europhys. Lett. **27**, 175 (1994).
 - [26] P. L. Krapivsky, E. Ben-Naim and S. Redner, Phys. Rev. E **50**, 2474 (1994).
 - [27] S. N. Majumdar and C. Sire, Phys. Rev. Lett. **77**, 1420 (1996).
 - [28] L. Frachebourg, P. L. Krapivsky and E. Ben-Naim, Phys. Rev. Lett. **77**, 2125 (1996); Phys. Rev. E **54**, 6186 (1996).
 - [29] L. Frachebourg, P. L. Krapivsky, Phys. Rev. E **55**, 252 (1997).
 - [30] J. Cardy, J. Phys. A **28**, L19 (1995).
 - [31] E. Ben-Naim, Phys. Rev. E **53**, 1566 (1996).
 - [32] M. Howard, J. Phys. A **29**, 3437 (1996).
 - [33] S. J. Cornell and A. J. Bray, Phys. Rev. E **54**, 1153 (1996).
 - [34] P. L. Krapivsky and E. Ben-Naim, Phys. Rev. E **56**, 3788 (1997).
 - [35] G. Manoj and P. Ray, J. Phys. A **33**, 5489 (2000); *ibid.* **33**, L109 (2000).
 - [36] A. J. Bray and S. J. O'Donoghue, Phys. Rev. E **62**, 3366 (2000).
 - [37] S. J. O'Donoghue and A. J. Bray, Phys. Rev. E **64**, 041105 (2001).
 - [38] M. Marcos-Martin, D. Beysens, J.-P. Bouchaud, C. Godrèche and I. Yekutieli, Physica D **214**, 396 (1995).
 - [39] W. Y. Tam, R. Zeitak, K. Y. Szeto and J. Stavans, Phys. Rev. Lett. **78**, 1588 (1997).
 - [40] W. Y. Tam, A. D. Rutenberg, B. P. Vollmayr-Lee and K. Y. Szeto, Europhys. Lett. **51**, 223 (2000).
 - [41] B. Yurke, A. N. Pargellis, S. N. Majumdar and C. Sire, Phys. Rev. E **56**, R40 (1997).
 - [42] G. P. Wong, R. W. Mair, R. L. Walsworth and D. G. Cory, Phys. Rev. Lett. **86**, 4156 (2001).
 - [43] S. N. Majumdar, A. J. Bray, S. J. Cornell and C. Sire, Phys. Rev. Lett. **77**, 3704 (1996).
 - [44] K. Oerding, S. J. Cornell and A. J. Bray, Phys. Rev. E **56**, R25 (1997).
 - [45] E. Ben-Naim, L. Frachebourg, P. L. Krapivsky, Phys.

- Rev. E **53**, 3078 (1996).
- [46] S. N. Majumdar, A. J. Bray and G. C. M. A. Ehrhardt, Phys. Rev. E **64**, 015101(R) (2001).
 - [47] Z. Racz, Phys. Rev. Lett. **55**, 1707 (1985).
 - [48] D. ben-Avraham, M. A. Burscka and C. R. Doering, J. Stat. Phys. **60**, 696 (1990).
 - [49] J. Amar and F. Family, Phys. Rev. A **41**, 3258 (1990).
 - [50] *Nonequilibrium Statistical Mechanics in One Dimension* and references therein, edited by V. Privman, (Cambridge University Press, Cambridge, 1997).
 - [51] D. ben-Avraham and S. Havlin, in *Diffusion and Reactions in Fractals and Disordered Systems* and references therein, (Cambridge University Press, Cambridge, 2000).
 - [52] T. Masser and D. ben-Avraham, Phys. Lett. A **275**, 382 (2000).
 - [53] D. ben-Avraham, J. Chem. Phys. **88**, 941 (1988).
 - [54] For a review of synchronous dynamics see V. Privman, in *Nonequilibrium Statistical Mechanics in One Dimension*, edited by V. Privman, (Cambridge University Press, Cambridge, 1997), P. 167.
 - [55] S. Redner, in *A Guide to First Passage Processes*, (Cambridge University Press, Cambridge, 2001), P. 262.
 - [56] M. E. Fisher and M. P. Gelfand, J. Stat. Phys. **53** 175, 1988.
 - [57] S. J. O'Donoghue and A. J. Bray, preprint, cond-mat/0111133 (2001).