

The role of pinning and instability in a class of non-equilibrium growth models

Amrit K Chattopadhyay

Max Planck Institute for the Physics of Complex Systems, Nothnitzer Strasse 38, D-01187 Dresden, Germany
(March 2, 2019)

1

We study the dynamics of a growing crystalline facet where the growth mechanism is controlled by the geometry of the local curvature. A continuum model, developed in analogy with the Kardar-Parisi-Zhang (KPZ) model is considered for the purpose. Following standard coarse graining procedures, it is shown that in the large time, long distance limit, the continuum model predicts a curvature independent KPZ phase, thereby suppressing all explicit effects of curvature and local pinning in the system, in the "perturbative" limit. A direct numerical integration of this growth equation, in 1+1 dimensions, supports this observation below a critical parametric range, above which generic instabilities, in the form of isolated pillared structures lead to deviations from standard scaling behavior. Possibilities of controlling this instability by introducing statistically "irrelevant" (in the sense of renormalization groups) higher ordered nonlinearities have also been discussed.

05.40.+j; 64.40.Ht

I. INTRODUCTION

Growth of interfaces in a strongly temperature controlled regime has recently been a subject of considerable technological importance [1]. The interest in this field has mainly been generated by the microscopic roughness that originates as a result of competition among different effects, such as surface tension, thermally induced and different noise factors coming into play during the growth process. Even in equilibrium, a crystalline facet "remains practically flat until a transition temperature is reached, at which the roughness of the surface increases very rapidly" [2]. Numerous theoretical models, starting from Burton, et al [2] have been proposed to account for a detailed analysis of the height fluctuations during the growth process on both sides of the roughening temperature T_R [3-5]. They found a change in mobility from activated growth in the nucleated phase (characterized by low temperatures) to non-activated growth at large temperatures. The pinning-depinning growth model of Chui and Weeks [3] has later been numerically extended to a polynuclear growth model by Sarboos and Gilmer [6] concerning a growth by island formation which is continuously destroyed by any small chemical potential favoring the growth. On a different variety of non-equilibrium growth, phase boundaries of growing fingers emerging out of a competition between morphological instabilities with the stabilizing effect of surface tension have also been studied to get an idea of how systems arrive at their observed patterns [7]. Theoretical forays in this front have continued with detailed predictions on the equilibrium roughening transition [8,9] which have also found experimental justifications in [10].

Starting from the early theoretical efforts [2,3] to the present day developments [1,11], numerous discrete [12,13] and continuum [14,15] models have been proposed to study both equilibrium and non-equilibrium surface properties. Historically speaking, most of these different models seem to fall within either of the KPZ or the Lai-Das Sarma (LD) (i. e. conserved and non-conserved) universality class, barring a few exceptions [12,16]. The atomistic growth process of the latter type deals with surfaces grown by molecular beam epitaxy (MBE) method, whose distinguishing feature is that there the growth occurs under surface diffusion conditions, with the deposited atoms relaxing to the nearby kinks. The essential idea employed is to modify the relaxation mechanism as a locally surface minimizing curvature. To linear order, this mechanism is supposed to mimic the growth dynamics of crystalline surfaces [13,15].

However, the basic atomistic feature associated with either of these universality classes concerns a growth restriction on the height difference between competing sites. Only relatively few digressions are known, of which a classic example is the equilibrium restricted-curvature (RC) model studied by Kim and Das Sarma [17]. The corresponding growth rule describes a growth restricted on the local curvature, $j \leq r^2 h_j \leq N$, and is obeyed at both the growing site and its nearest neighbors where N is any fixed positive integer. Particles are not allowed to stick to a particular site if this growth restriction is not met with. We adopt the non-equilibrium version of the growth model proposed by Kim and Das Sarma as the starting point of our study of the dynamics of the non-equilibrium growth in an MBE process. Our basic

¹email: akc@mpiks-dresden.mpg.de

theoretical approach follows the standard dynamic renormalization scheme employed as in [8,9]. The technical details are elaborated in section 3 and a brief discussion on the implication of these results, from the standpoint of non-equilibrium critical phenomena is provided in the following section.

The remaining portion of the paper is a numerical investigation of the same problem, starting from the same dynamic equation as used in the analytical approach. We attempt a direct numerical integration of this dynamical equation using Eulerian discretization schemes. However, here we had to restrict ourselves in 1+1 dimensions due to the insurgence of certain generic instabilities associated with the growth process [18]. Here it must be stressed that as observed in [18] and something which has been strongly supported by our numerical observations too, the instabilities that we see, have got nothing to do with the discretization scheme but is, in fact, a characteristic feature of the growth process itself. Identical observation, in context to different models have also been reported in [19,20]. We have checked with both the deterministic and stochastic versions of our model and have found more or less identical results as in [18], although, in our case, contributions from a periodic pinning potential do show up in certain parametric limits. However, most significantly, a continuum analysis of this same model never props up with any such atomistic singularities, a result, which, again, is not unlike to those found in [18]. The reasons for this is not at all difficult to understand, since, in any continuum approach, we are essentially building upon a perturbative analysis where the tacit assumption is always a vanishingly small nearest-neighbor curvature difference (our case) or an infinitesimally small height difference (previous studies) between neighboring sites. But the catch lies in the fact that the algebra of derivatives cannot be analytically continued to the domain of difference operators, if the nearest-neighbor curvature difference (or heights, depending on the definition of the model) is non-negligible, as was rightfully observed by Dasgupta, et al [18]. This automatically implies that any discretized process might be substantially different from its continuum analogue, even though it is derived from the same Langevin equation [18].

We study all these effects in some detail and the results are explicitly described in section 5. In the following section, we discuss the technical possibilities of controlling these instabilities (meaning sudden growth of a hillock or a hump in an arbitrary site, as compared to its neighbors) in the same line as in [18,19]. In this respect, our emphasis is on the method of introducing "irrelevant" (in the sense of renormalization) higher ordered nonlinear operators to mute these generic instabilities while still retaining the structure of the basic universality class unperturbed. Our numerical results in 1+1 dimensions seem to clearly indicate that the model we are considering belongs to the Kardar-Parisi-Zhang (KPZ) [14] universality class in the perturbative limit of the periodic potential. However, in the "strong coupling" limit of

this periodic pinning potential, higher harmonics of periodicity seem to hold sway and then our perturbative analysis fails, although we still seem to get numerically stable values for exponents, which certainly are quite different from the KPZ ones. At the present moment, we do not have any analytical technique to study this "strong-coupling limit" (in the sense of a strong periodic potential) but our achievement lies in the development of a stable numerical scheme, taking clues from [18]. Finally we conclude with a comparative discussion of numerical and analytical results in section 7.

II. THE MODEL AND ITS SUBVERSIONS

Considering two dimensional growth pertaining to a lattice structure where $h(\mathbf{r};t)$ is the height of the interface at time t at position \mathbf{r} , the equation goes like

$$\frac{\partial h}{\partial t} = -\gamma \nabla^4 h(\mathbf{r};t) + \frac{\gamma}{2} \nabla^2 h(\mathbf{r};t)^2 - \frac{2V}{a} \sin\left[\frac{2h(\mathbf{r};t)}{a}\right] + F + R(\mathbf{r};t) \quad (1)$$

where γ is the inverse mobility which sets the time scale, γ is the surface tension, a is the lattice constant and V is the strength of the pinning potential. F is a steady driving force with the white noise R being defined as

$$\langle R(\mathbf{r};t)R(\mathbf{r}^0;t^0) \rangle = 2D^{-2}(\mathbf{r} - \mathbf{r}^0)(t - t^0) \quad (2)$$

where from fluctuation-dissipation theorem, we relate the noise-strength D to the equilibrium temperature, by the relation $D = T$. The bihamonic term on the right hand side of the above equation gives the basic relaxation mechanism in operation. The second term is the most important term for the restricted-curvature (RC) dynamics and has been incorporated in analogy with the KPZ equation [14]. Just as the lateral term $\frac{\gamma}{2} \nabla^2 h^2$ gives the nonlinearity in a KPZ growth, the curvature dependence in our model is proposed to produce a leading order nonlinearity of the form $(\nabla^2 h)^2$. From phenomenological considerations, since the discretisation scheme prohibits a high curvature, the constant γ is negative. Although this explains the convex hillocks appearing on the growing surface, the restraint on the unbounded growth of concave structures actually come from the appearance of a linear curvature term in eqn.(5) from a renormalization of the sine-Gordon potential. This is basically the reason for which we do not need to start with a linear curvature term in the starting dynamical equation, unlike as in [21,22], rather it is automatically generated as a product of the dynamics of the growth process. What the $(\nabla^2 h)^2$ term does, therefore, is to provide the first order non-linear fluctuations around the steadily growing front in the RC phase. The third term comes along due to the lattice structures preferring integral multiples

$$E[h(r,t)] = \frac{d^2 r}{2} \left[\frac{1}{2} (r^2 h)^2 - V \cos\left(\frac{2}{a} h\right) \right] \quad (3)$$

(i) $V = F = 0$; characterizing a stationary interface [1,12,16]. This sort of growth has found experimental justification in the works of Yang, et al and Jeries, et al [23].

(iii) $V = F = 0$; $\notin 0$; a very special case of the numerical simulation predicting a "local model" for dendritic growth with analytics failing to define a stable, non-trivial fixed point [26]. This issue is still under much debate and really needs a deeper understanding to have any final say in the matter.

III. DYNAMIC RENORMALIZATION AND THE RESULTS OBTAINED

As usual, we start by first integrating over the momentum shell $(1/dl) \langle j^2 \rangle$ perturbatively in λ and V . Thereafter we rescale the variables back in the form $k \rightarrow k^0 = (1 + dl)k$; $h \rightarrow h^0 = h$ and $t \rightarrow t^0 = (1 - 4dl)t$. The various coefficients follow the rescaling $\alpha \rightarrow \alpha^0 = \alpha$; $\beta \rightarrow \beta^0 = \beta$; $\gamma \rightarrow \gamma^0 = \gamma$; $V \rightarrow V^0 = (1 + 4dl)V$; $F \rightarrow F^0 = (1 + 4dl)F$. We set up the perturbative scheme to rewrite eqn.(2) in a comoving frame of reference moving with velocity $F = \alpha$

$$\frac{\partial}{\partial t} h = r^4 h + (h) + R \quad (4)$$

$$S_G = \frac{2}{2a^5} \int_{-1}^1 \int_{-t^0}^t \int_{-t^0}^t d^2r^0 \frac{1}{t-t^0} J_0(j\mathbf{r}-\mathbf{r}^0) \\ G_0(j\mathbf{r}-\mathbf{r}^0) \int_{-t^0}^t dt [-\frac{4}{a^2} (t-t^0) + \frac{2}{a^2} (j\mathbf{r}-\mathbf{r}^0) \cdot \mathbf{t}] \\ [\frac{2}{a} \frac{\partial}{\partial t} h(\mathbf{r};t) (t-t^0) \\ \frac{1}{2} [\partial_i \partial_j h(\mathbf{r};t) (r_i-r_i^0) (r_j-r_j^0)] \cos[\frac{2}{a} F(t-t^0)] \\ + [\frac{2}{a^2} [\partial_i h(\mathbf{r};t)]^2 (r_i-r_i^0)^2] \sin[\frac{2}{a} F(t-t^0)] \quad (5)$$
$$G(\mathbf{x}; t) = \int d\mathbf{k} e^{i\mathbf{k}\cdot\mathbf{x}} \frac{1}{k^4} \quad (6)$$
$$(\sim; \mathbf{x}) = \int_0^Z \frac{dk}{k} [1 - J_0(k\sim)] e^{-k^2(t-t^0)} \quad (7)$$

Turning now to the above eqn.(5), we find that starting with a structurally non-linear term in the Langevin

equation, the dynamic renormalization has initiated a mode coupling structure with quite a different composition. The absence of the nonlinear $(r^2h)^2$ term in SG implies that once starting with a restricted curvature model of growth, the lattice structure partakes a dynamics, where starting from an initial curvature dominated phase, SG is later renormalized to zero and then at large time limit, the KPZ type [14] nonlinearity takes over. A relative comparison of the coefficients of the RC term, as given in eqn.(1) and from the renormalized KPZ term, obtained from eqn.(5), easily shows that the ratio of their respective strengths are proportional to va^2 , where v is the velocity of steady growth and a is the lattice constant. To begin with, at very small times, since a steady growth occurs in the phase, the RC term dominates. But shortly, the pinning structure takes over the dynamics and from there onwards, the KPZ term comes into the picture. Thus, although a competition ensues between the alternate pinning and depinning forces offered by the $(r^2h)^2$ and $(r^2h)^2$ nonlinearities, at short time scales, for all practical purposes, in the thermodynamic limit, the periodic nature of the potential governs and the resultant scaling structure shows a KPZ type behavior. In the following section, we tackle the problem numerically, which reconciles our analytical prediction. From an analysis of the following renormalization flows, we arrive at an expression for the temperature at which the transition occurs:

$$\frac{dU}{dl} = (4 - n)U \quad (8)$$

$$\frac{d^{(0)}}{dl} = \frac{2^4}{a^4} nA^{(0)}(n;) U^2 \quad (9)$$

$$\frac{d^{(1)}}{dl} = \frac{4}{6 a^4} nA^{(1)}(n;) U^2 \quad (10)$$

$$\frac{d^{(2)}}{dl} = \frac{8^4}{a^4} - nA^{(2)}(n;) U^2 \quad (11)$$

$$\frac{d}{dl} = 0 \quad (12)$$

$$\frac{d^{(0)}}{dl} = \frac{8^5}{a^5} nA^{(0)}(n;) U^2 \quad (13)$$

$$\frac{dK}{dl} = 4K + \frac{D}{4} - \frac{4^3}{a^3} nA^{(K)}(n;) U^2 \quad (14)$$

$$\frac{dD}{dl} = \frac{1}{8} D - \frac{2D}{3} + \frac{8^4}{a^4} D - nA^{(D)}(n;) U^2 \quad (15)$$

where $U = \frac{V}{2}$; $K = \frac{F}{2}$; $^{(0)} = \frac{2K}{a}$ and $n = \frac{T}{a^2}$, with $^{(0)}$ representing the coefficient of the renormalized surface term [30] and $^{(0)}$ denoting the coefficient corresponding to the KPZ nonlinearity generated on account of renormalization. $A^{(i)}(n;)$ stand as shorthand representation for the integrals, where $i = ^{(0)}; ^{(1)}; ^{(2)}$, etc. and whose detailed functional forms are given below :

$$A^{(0)}(n;) = \int_0^Z \frac{dx}{x} \int_0^Z d\tilde{x} \sim^3 J_0(\tilde{x}) \cos\left[\frac{2Kx^2}{a}\right] \int_0^Z dp \cos[\tilde{p}] \exp\left[\frac{n}{2} - \tilde{x}p^4\right] \exp\left[-\tilde{x}^2 - 2n(\tilde{x}; x)\right] \quad (16)$$

$$A^{(1)}(n;) = \int_0^Z \frac{dx}{x} \int_0^Z d\tilde{x} \sim J_0(\tilde{x}) \cos\left[\frac{2Kx^2}{a}\right] \int_0^Z dp \cos[\tilde{p}] \exp\left[\frac{n}{2} - \tilde{x}p^4\right] \exp\left[-\tilde{x}^2 - 2n(\tilde{x}; x)\right] \quad (17)$$

$$A^{(2)}(n;) = \int_0^Z \frac{dx}{x} \int_0^Z d\tilde{x} \sim^3 J_0(\tilde{x}) \sin\left[\frac{2Kx^2}{a}\right] \int_0^Z dp \cos[\tilde{p}] \exp\left[\frac{n}{2} - \tilde{x}p^4\right] \exp\left[-\tilde{x}^2 - 2n(\tilde{x}; x)\right] \quad (18)$$

$$A^{(K)}(n;) = \int_0^Z \frac{dx}{x} \int_0^Z d\tilde{x} \sim J_0(\tilde{x}) \sin\left[\frac{2Kx^2}{a}\right] \int_0^Z dp \cos[\tilde{p}] \exp\left[\frac{n}{2} - \tilde{x}p^4\right] \exp\left[-\tilde{x}^2 - 2n(\tilde{x}; x)\right] \quad (19)$$

$$A^{(D)}(n;) = \int_0^Z \frac{dx}{x} \int_0^Z d\tilde{x} \sim^5 J_0(\tilde{x}) \cos\left[\frac{2Kx^2}{a}\right] \int_0^Z dp \cos[\tilde{p}] \exp\left[\frac{n}{2} - \tilde{x}p^4\right] \exp\left[-\tilde{x}^2 - 2n(\tilde{x}; x)\right] \quad (20)$$

Equations (8) to (15) contain the total dynamical response of the system around the kinetic roughening limit. The behaviors of these integrals, with variation in the values of $^{(0)}$ are more or less identical to that of Fig.1 in [9], only in our case, the tails of each of these curves are more sharply defined, due to the additional multiplicative exponential factors appearing in each of our integrals. Since this information has got nothing to do with our problem in general, we leave it at that, without trying to give more vivid representations of these curves. Eqn.(8) clearly shows that in the limit $n = \frac{T}{a^2} > 4$, U renormalizes to zero which means that in the large scale, the effects of the lattice potential vanish and the KPZ phase takes over. As consistency checks, we easily

see that putting $\lambda = 0$, we reproduce the results of Rost and Spohn [9] and $\lambda = 0$, the Nozières-Gallet [8] results are obtained. The roughening transition occurs at $T_R = \frac{4}{a^2}$, in suitable units. From this point the whole dynamics follows in the line predicted by Nozières and Gallet [8] and Rost and Spohn [9], with the biharmonic and structural nonlinear terms ruled by the surface tension term and the KPZ non-linearity respectively. This KPZ regime continues until the growing interface reaches the next crystalline facet whereon the RC dynamics again comes into play and the whole mechanism goes on repeating itself throughout the process of non-equilibrium growth.

IV. INSTABILITY IN THE DISCRETE GROWTH PROCESS

In this section we will describe in detail results obtained from a direct numerical integration of the restricted-curvature (RC) model, in 1+1 dimensions, and the related instabilities in the growth process itself. The discretization process which we employ here is a standard finite-difference scheme, defined in the following manner:

$$r^2 f(x; t) = f(x + 4x; t) + f(x - 4x; t) - 2f(x; t) \quad (21)$$

and

$$\begin{aligned} r^4 f(x; t) &= r^2 (r^2 f(x; t)) \\ &= r^2 [f(x + 4x; t) + f(x - 4x; t) - 2f(x; t)] \\ &= f(x + 24x; t) + f(x - 24x; t) \\ &\quad - 4f(x + 4x; t) - 4f(x - 4x; t) + 6f(x; t) \end{aligned} \quad (22)$$

where all the variables h, x, t have been suitably non-dimensionalised. In solving the above equations numerically, we start from a flat surface and invoke periodic boundary conditions.

The quantities of our interest are the spatial and temporal correlation functions, defined as follows:

spatial correlation function $\langle h(x + x^0; t) h(x^0; t) \rangle_{i_{x^0}}^2$,
temporal correlation function $\langle h(x; t + t^0) h(x; t^0) \rangle_{i_{t^0}}^2$.
We calculate the usual roughness and growth exponents (as defined in [1]) and compare these values with the analytical prediction of the KPZ universality class, in spite of starting with a curvature dependent state.

We studied the behavior of our 1D curvature dependent growth equation (eqn.(1)) using time steps of the order of 4×10^{-4} unit and lower (upto 4×10^{-5}), with a system size of $L = 1000$. Later on we checked our results in a larger system ($L = 10,000$) too but the essential conclusions, to be shortly elaborated, remained unchanged. The results were averaged over 1024 independent runs. We found that for small values of $\lambda = 0.2; 0.3; 0.35$, the roughness and dynamic exponents converged exactly on

the 1D KPZ values and the results are shown in Figs. 1 and 2.

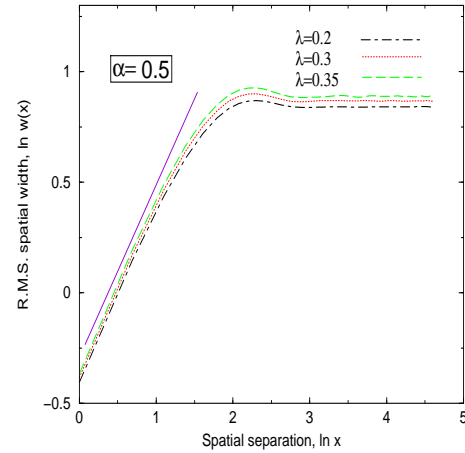


FIG. 1. R.M.S. width against spatial separation in the log-log scale, with $\lambda = 0.2; 0.3$ and 0.35 . This gives a measure of the roughness exponent ($\alpha = 0.5$), which is seen to be exactly the KPZ value in 1D, as predicted from theory.

For the aforesaid values of λ , the roughness exponents, ranged from 0.49 to 0.51 with a fluctuation of ± 0.02 .

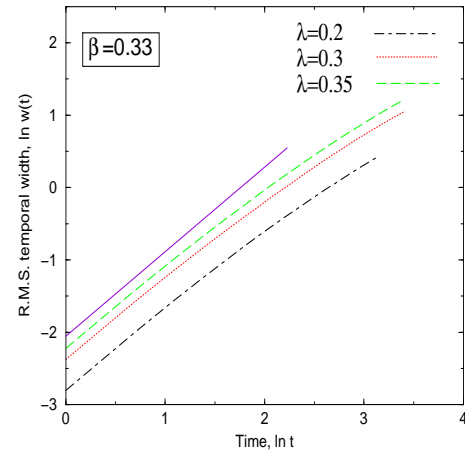


FIG. 2. R.M.S. width against time in the log-log scale, with $\lambda = 0.2; 0.3$ and 0.35 . This gives a measure of the growth exponent ($\beta = 0.33$), which again gives the KPZ value in 1D, as per theoretical expectations.

and the dynamic exponents had the values between 0.334 to 0.337 with a fluctuation of ± 0.004 among them. These values were obtained using $V = 10$ and $a = 10$ as the strength of the potential and lattice spacing respectively. However, if the lattice constant is increased, which physically would suggest a more coarsened picture, keeping V unchanged, the periodic potential has a much reduced contribution as compared to the curvature term and in this case, the Goulet-Guo phase [26], with $\lambda = 1.414 \pm 0.002$ and $\beta = 0.392 \pm 0.01$, is reproduced. Obviously, this phase persists with all higher values of the lattice constant, keeping V unchanged. With larger val-

ues of V (≈ 100) or smaller values of ' a ' (≈ 1 and smaller still), the periodic potential holds sway and modifies the other terms. Now the higher harmonics of periodicity start popping up and this drastically modifies the overall scaling structure, such that the KPZ scaling is totally lost. Hence, for all of our future discussions, we will restrict ourselves to the values $V = 10$ and $a = 10$ to avoid insurgence of the higher harmonics, which, in the process, gives a practical measure of the perturbative limit, with respect to the parameters in hand. Although, it would have been most enterprising to have a theory in the "strong-coupling limit" (i.e. large V , small ' a ') too, the fact that analytical techniques allow us only to tread into the "perturbative" domain, we refrain from encroaching into the "forbidden" zones, even in the numerical estimates, in the limit where the dynamics is dominated by strong periodic potentials.

As stated already, a numerical analysis of the system, in the perturbative limit, clearly shows that for small enough values of ϵ , the model is in the isotropic KPZ universality class. This concurs with analytical predictions of the previous section too. But in this section we deal with one more important property of the discretized system, that of evidences of "instability" in the growth process, even in the perturbative limit. This is inaccessible through analytics and also by an atomistic simulation process, since in both these cases, the possibility of instability is discarded by their definition themselves [18]. At this point, it might seem reasonable to recapitulate the idea of "singularity" as observed in the earlier works [18,31,32]. "Singularity", in our case (as in the earlier references too), is defined as a sudden and a rapid growth of nearest neighbor height difference at some arbitrary site, eventually leading to a computer overflow. Although this effect was initially observed by Tu [31] but both he himself and Doherty, et al [32] wrongly attributed the effect to "numerical artifacts". Only later incisive forays by Dasgupta, et al [18] and by Marsili and Bray [19] brought out the physics in the fore. As our observations also indicate, the effect is a generic cause, characteristic to most discretized growth models, certainly in our model too. The instability basically arises due to the sudden development of local hillocks or humps, depending on the direction of the average velocity of growth. In our model, the determining parameters for this "instability" are the curvature coefficient ϵ and the strength of the pinning potential V . Our investigations indicate that with a positive value of ϵ , the instability associated is of the hillock type while for a negative ϵ , the instability owes its origin to the sudden development of a hump. Since we are looking in the "perturbative limit", as has been already stated, V is kept fixed to a positive value. An idea as to the order of magnitude of the heights of these hills or humps is developed from a study of the deterministic version of our model, which predicts an instability if $\frac{3}{2} h_0^2 - \frac{2V}{a} \sin(\frac{2h_0}{a}) > 10 h_0 > 0$, where h_0 is the height of the isolated hillock (or groove). A non-trivial solution to the above transcendental-type inequality in-

icates an inverse dependence of h_0 and V to h_0 , while h_0 increases as the lattice constant ' a ' is increased. Since we are dealing with constant values of V and ' a ' ($V = a = 10$), this implies that as ϵ increases, h_0 decreases and certainly the probability of developing an instability goes higher accordingly. Although, no such analytical prediction is possible for the actual stochastic equation but this nature of ϵ dependence is still retained, as was the case in [18] (Fig.6 in the reference) too. Thus starting with an initial h_0 satisfying the previous inequality, we develop an instability shortly and depending on the sign of ϵ , the nature (hillock or hump) of this instability is then decided. It should also be mentioned in connection, that for a flat surface, upto $\epsilon = 0.39$, we did not find the existence of any instability but for all values of ϵ , starting 0.4 onwards, the generic instability was seen to develop. Obviously, in making this assertion, we again tacitly assumed fixed values of V and ' a '. Here one might argue from the above result that if we reduce the value sufficiently, then even in the presence of initial hillocks or humps at $t = 0$, we can exclude the possibility of instability. But one has to keep in mind the comparative importance of the curvature-dependent nonlinear term with the periodic potential and ϵ cannot be reduced arbitrarily. It is, however, extremely significant that even with largest allowable values of ϵ , the effect of curvature is washed out and the system converges towards the KPZ fixed point in the perturbative limit. As a summary of this section, we can convincingly argue that the instability observed is an inherent property of the discretized growth process itself and cannot be removed by reducing the integration time step Δt (our check was upto the limit $\Delta t = 10^{-5}$), neither is this a fallout of the discretization scheme employed. The latter claim is amply borne out by the fact that even if we improve on a finite-difference scheme by the Runge-Kutta, the results still remain unchanged. Before concluding this section, we should probably spare a word or two about the numerical results to expect in $2+1$ dimensions. In this context, we have to unfortunately declare that due to the extremely sensitive dependence of ϵ and V on the instability criterion, the definition of a perturbative limit (as was $V = a = 10$ in $d = 1+1$) appeared to be rather confused. Thus we have no claims to any conclusive results in $d = 2+1$ and as such would avoid making any substantial demands in this regard. Thus all the numerical results are strictly valid for $d = 1+1$, although, it might not be too wishful to expect that the basic KPZ universality class is still retained in higher dimensions also, at least, so far as the analytical RG calculations are to be believed.

V. CONTROLLING OF INSTABILITY

As our previous discussions have already shown that we are dealing with a stochastic system which has inherent properties to develop instabilities in specific param-

ric limits and thereby, destroy all possibilities of observing the statistical properties of the system at large time scales, it is extremely necessary to have some method of controlling these instabilities. In so doing, we again fallback to the resourceful references [18,19] and apply the technique employed there. To control instability in our model, we use the "irrelevant (in the RG sense) operator method" as used in these references. Our reason to do that is the following. As we can easily infer from eqn.(1) that the free energy functional of the corresponding Langevin equation is bounded only at one end, we expect a finite-time singularity to be generated in the process. Translating this information in the numerical language, this is the instability that we observe in our discretized scheme. The conventional way to tackle this is to introduce the "irrelevant variables" (in the RG sense) which in turn would scale off to zero, compared to the leading nonlinearity in the dynamical equation. Thus the scaling behavior of the system remains unchanged but in the process, these "irrelevant" operators kill the instability lurking within the discrete model. For our case, we introduce an infinite series of irrelevant terms through the function $f(x^2 h_j^2)$ on the right hand side of eqn.(1), where

$$f(x) = \frac{1}{c} (1 - \exp(-cx)) \quad (23)$$

'c' being an adjustable parameter. For $x \ll \frac{1}{c}$, $f(x)$ approaches x and in the other extreme, for $x \gg \frac{1}{c}$, $f(x)$ tends to a constant value $1/c$. For our RC model, a value of c , even as small as 0.001 is sufficient to stabilize the system from the instabilities. However, this is the critical limit for c , below which the function $f(x^2 h_j^2)$ loses its stabilizing property. Incidentally, this critical value of c in our model is an order of magnitude lower than was obtained by Dasgupta, et al [18] with more conventional KPZ or LD models. For any further theoretical details on this topic, we refer the reader to the references [18,19] and avoid unnecessary repetition of well-established information. As a graphical back-up of our claim to stabilization, we demonstrate Figs.3 and 4.

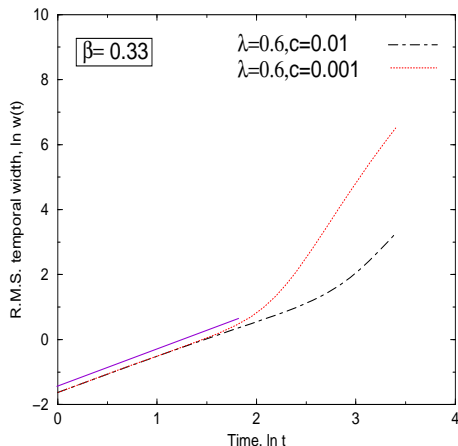


FIG. 3. R.M.S. width against time in the log-log scale, with $\beta = 0.6$ and $c = 0.01$ and 0.001 . This gives an idea of the efficacy of the instability controlled growth model.

In Fig.3, we plot the r.m.s. width against time, for $\beta = 0.6$; $h_0 = 10.0$, using c values of 0.01 and 0.001. The linear regions in the plots preserve the expected KPZ scaling with $\beta = 0.337$. In Fig.4, we plot the same quantities as in Fig.3 but for $\beta = 0.6$ and $h_0 = 10.0$ with identical c values.

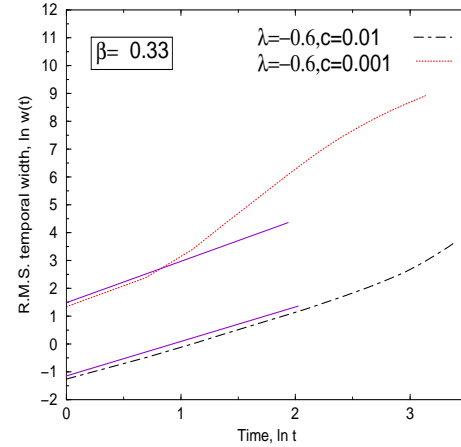


FIG. 4. R.M.S. width against time in the log-log scale, with $\beta = 0.6$ and $c = 0.01$ and 0.001 . Thus with both β and h_0 negative, due to the "hump"-type instability occurring here, the linear zone, towards the origin, is rather small with $c = 0.001$.

We see that again the linear regions in the plots preserve the KPZ scaling and interestingly enough, now the system is stabilized even with both β and h_0 negative, something which was not possible previously. However, as is quite evident from Fig.4, the process of stabilization is not automatic in the case where both the curvature-controlling parameter β and h_0 are of the same sign. This happens due to the extremely strong unstable oscillations arising out of this combination and with $c = 0.001$, only a very small linear zone (defining $\beta = 0.33$) is achievable. Our numerical results with a larger system size, $L = 10,000$ shows that the effect is even more pronounced with larger system sizes.

We conclude this section with comments on the possibilities of multiscaling in our RC model. In all our discussions so far, we have most deliberately refrained from making comments on this issue. This is because, due to the presence of the periodic potential term in the dynamics, which, in effect, provides a pinning mechanism to the growth process, there are always possibilities of appearance of higher harmonics for all sizable (meaning larger than the "perturbative" value) values of the potential V . In fact, as we have stated even, for V larger than 10 units, the scaling behavior is lost altogether due to the insurgence of these higher ordered periodicities. Now, naively, this is something to be expected too, since, our

analytical exercise strictly borders on a perturbative estimate which neglects possibilities of stronger coupling terms. As soon as this assumption is violated, the analytical comparisons no longer hold good and we land on soft grounds. In any case, as Dasgupta, et al's [18] results show that for other more conventional models, like KPZ, LD, etc., multiscaling exists only for a very small time, after which it is suppressed by instabilities, we do not expect to lose any important dynamic information of the system in neglecting this particular study, in reference to our model.

VI. DISCUSSIONS AND CONCLUSIONS

Here we discuss and analyze results obtained from our analytical (in 2D) and numerical (in 1D) studies in the previous sections. To begin with, an extensive dynamic renormalization group calculation of the restricted-curvature (RC) model in $2+1$ dimensions proves that the system actually belongs to the isotropic KPZ universality class. This result has rather far reaching consequences. The result implies that in our model of surface growth, which is naively expected to be explicitly controlled by the local curvature in the pinning-depinning limit, in actuality, the curvature dependence is overshadowed by the KPZ nonlinearity arising out of the pinning potential, thereby leading to a KPZ fixed point in the long distance, large time limit. Thus in a normal growth process, particles will in general have a greater tendency to roll-off to its nearest neighbor sites, producing a lateral growth, than being controlled by the convex or concave structures of the locality, possibly arising out of the local impurities. Hence we might venture to predict that the effect of impurities in a dynamically growing surface would not show its effect by a curvature dependence of the locality. An identical conclusion, though in a different situation, was arrived at by Marsili, et al [20] through a reparametrization argument of the basic Langevin equation (appendix D of [20]). There they convincingly argued that a contribution from a local metric, arising out of a curved surface, does not have any effect on the overall growth process itself.

The nonlinear exercise is largely a rethinking in the line of Dasgupta, et al [18], obviously in context to our curvature dependent model. The first major conclusion which we arrive from a numerical integration of the continuum equation (eqn.(1)) is that, at least, in $1+1$ dimensions, the model belongs to the KPZ universality class. The numerics give clear evidence of a suppression of possible effects of the local curvature and driving the system to a KPZ fixed point, exactly as was expected from the more generalized $2+1$ dimensional model, by analytical calculations. This means that there is an automatic switch-over from the curvature dependent dynamics to the lateral growth dynamics, demanded by the system itself. This fact has one other indirect back-up from numerical

observations detailed in the later part of the manuscript, in that, at arbitrary spatial sites, a sudden increase in the values of the nearest-neighbor height differences was seen to produce instabilities and a resulting computer overflow. Following arguments as in [18,19], our model also shows generic instabilities, independent of the size of the integration time steps or the definition of the discretization scheme employed. However, our model has two independent parameters defining the instability, which are ϵ and V , as opposed to only a single one (ϵ) in [18]. But in effect, since we are concerned only with the perturbative limit, the second parameter in our case is a "mild" one, compared to ϵ . An interesting observation in this regards is that, for all negative V 's, the system converges towards the Govind-Guo fixed point [23]. The reason, again, is not difficult to understand, since the periodic potential, with a negative strength, only acts as a stabilizing higher-ordered perturbation to the Govind-Guo phase and hence is rendered irrelevant in the long time limit. In the perturbative domain, the effect of V (> 0) shows up in reducing the value of c_{min} . As have already been stated, our numerical value of c_{min} is an order of magnitude lower than that is the case with more conventional KPZ or LD type of dynamics.

To conclude, as suggested in [18,19] and something which we have convincingly seen, the numerical stabilization scheme seems to be an extremely reliable one and one hopes that other works in the future will be testimony to the fact. Regarding whether discretized versions of growth models are the more fundamental ones, as compared to the corresponding continuum versions, we believe there is an enormous scope of argument in this matter and our stance is that of a totally undecided one. This is simply because although the discretized versions of a lot of continuum equations seem to throw up possibilities of generic instabilities in systems which cannot be accessed from the coarsened dynamics, simultaneously we should not forget that atomistic versions (by their definition themselves) do not have any instability. Thus the issue is far less than settled and we would love to have evidences, bearing conclusive verdict on this issue, in the future. However, our claim of the independence of a dynamic growth process to any explicit curvature effects, which is supported by both our analytical and numerical observations (though in different dimensions), is something which can be tested from simple-to-device experiments and we are eagerly looking forward to this near experimental confirmation.

VII. ACKNOWLEDGEMENT

The author is thankful to J. K. Bhattacharjee and B. K. Chakrabarti for numerous illuminating discussions with them during the course of this work.

- [1] A.L. Barabasi and E. Stanley, "Fractal Concepts in Surface Growth", Cambridge Univ. Press, NY, 1995.
- [2] W.K. Burton, N. Cabrera and F.C. Frank, Philos. Trans. R. Soc. 243A, 299 (1951).
- [3] S.T. Chui and J.D. Weeks, Phys. Rev. B 14, 4978 (1976).
- [4] H. van Beijeren, Phys. Rev. Letts. 38, 993 (1977).
- [5] J.M. Kosterlitz and D.J. Thouless, J. Phys. C 6, 1181 (1973); J. Phys. C 7, 1046 (1974).
- [6] W. van Sarbos and G.H. Gilmer, Phys. Rev. B 33, 4927 (1986).
- [7] D.A. Kessler, J. Koplik and H. Levine, Adv. Phys. 37, 255 (1988).
- [8] P. Nozieres and F. Gallet, J. Phys. (Paris) 48, 353 (1987).
- [9] M. Rost and H. Spohn, Phys. Rev. E 49, 3709 (1991).
- [10] F. Gallet, S. Balibar and E. Rolley, J. Phys. (Paris) 48, 369 (1987); Y. Cami, E. Polturak and S.G. Lipson, Phys. Rev. Letts, 62, 1364 (1989); P.E. Wolf, F. Gallet, S. Balibar, E. Rolley and P. Nozieres, J. Phys. (Paris) 46, 1987 (1985).
- [11] J. K rug and H. Spohn; P. Nozieres in "Solids Far From Equilibrium" edtd. by C. Godreche, Cambridge Univ. Press, NY, 1992.
- [12] S. Das Sam a and P. I. Tamborenea, Phys. Rev. Letts, 66, 325 (1991).
- [13] P. E. Wolf and J. Villain, Euro Phys. Letts. 13, 389 (1990); F. Family and T. Vicsek, J. Phys. A 18, L75 (1985).
- [14] M. Kardar, G. Parisi and Y.C. Zhang, Phys. Rev. Letts. 56, 889 (1986).
- [15] Z.W. Lai and S. Das Sam a, Phys. Rev. Letts. 66, 2348 (1991).
- [16] J. K rug, Adv. in Phys. 46, 139 (1997).
- [17] J. M. K im and S. Das Sam a, Phys. Rev. E 48, 2599 (1993).
- [18] C. Dasgupta, J. M. K im, M. Dutta and S. Das Sam a, Phys. Rev. E 55, 2235 (1997).
- [19] M. M arsili and A. J. Bray, Phys. Rev. Letts. 76, 2750 (1996).
- [20] M. M arsili, A. M aritan, F. Toigo and J. R. Banavar, Rev. Mod. Phys. 68, 963 (1996).
- [21] J. Villain, J. Phys. (Paris) I 11, 19 (1991).
- [22] S. Das Sam a and S. V. Ghaisas, Phys. Rev. Letts. 69, 3762 (1992).
- [23] H. N. Yang, Y. P. Zhao, G. C. Wang and T. M. Lu, Phys. Rev. Letts. 76, 3774 (1996); J. H. Je ries, J. F. Zuo and M. M. Craig, Phys. Rev. Letts. 76, 4931 (1996).
- [24] E. Moro, R. Cuerno and A. Sanchez, Phys. Rev. Letts. 78, 4982 (1997).
- [25] A. Zhangwill, J. Cryst. Growth 163, 8 (1996).
- [26] N. Govind and H. Guo, J. Phys. 25, 5485 (1992).
- [27] S. F. Edwards, D. R. Wilkinson, Proc. R. Soc. A 381, 17 (1982).
- [28] J. G. Amar, P. M. Lam and F. Family, Phys. Rev. E 47, 3242 (1993).
- [29] H. J. F. Knops and L. W. Den Ouden, Physica A 103, 579 (1980).
- [30] S. Das Sam a and R. Kotlyar, Phys. Rev. E 50, R4275 (1994).
- [31] Y. Tu, Phys. Rev. A 46, R729 (1992).
- [32] J. P. Doherty, M. A. Moore, J. M. K im, and A. J. Bray, Phys. Rev. Letts. 72, 2041 (1994).