

# Surface Instability of Icicles

Naohisa Ogawa and Yoshinori Furukawa \*  
*Institute of Low Temperature Sciences,  
 Hokkaido University, Sapporo 060-0819 Japan*  
 (Dated: December 2, 2024)

Strange wave patterns can sometimes be seen on surfaces of icicles in winter season in snowy regions. These waves appear on icicles enveloped by thin-layers of water flow about 0.1mm in thickness. Most of these waves are 1cm in width (wavelength), and they do not depend on external temperature, thickness of the icicles, or water flow supply. In this paper we will show that these waves are realized by the surface instability related to the thermal diffusion and hydrodynamic effect of thin water flow.

PACS numbers: 47.20.Hw, 81.30.Fb

## I. INTRODUCTION

There are interesting wave patterns along icicles which are covered with thin water flow [1]. Interestingly, we do not see these waves on dry icicles. Their wavelength has a gaussian distribution centered at 8 mm for many of them, but the origin of this quantity is still not clear until this day [1],[2].

In the study of crystal growth, such a surface instability is usually explained by Mullins-Sekerka's theory (Hereafter abbreviated as MS), which is based on two observations: Laplace instability and Gibbs-Thomson effect. (For precise explanation, see the text books and original paper by Mullins and Sekerka cited in [3].) In the case of a static thermal distribution, the temperature field obeys the Laplace equation. Then we have a following argument. Let us consider ice with an external temperature lower than the melting point. If the surface of the ice has some convex points, the temperature gradient is higher at these points. Since the heat flow is proportional to the gradient of temperature, the larger heat flow takes more latent heat from the ice surface, and therefore convex surfaces increase in size rapidly. Fourier analysis of this phenomenon suggests that a fluctuation with a shorter wavelength increases more rapidly, while fluctuation with longer wavelength increases more slowly. This is called Laplace instability.

Next, we will explain the Gibbs-Thomson effect. The surface of a solid object has its own energy per area called surface free energy. If a molecule attaches itself to the surface near a convex point, the surface area increases, resulting in an increase in surface energy. On the other hand, if a molecule becomes attached to the surface near a concave point, absorption of the molecule makes the surface area smaller. Therefore, absorption of molecule at a concave point is more energy-efficient than is absorption at a convex point. For this reason, the melting point depends on the curvature of an object, i.e., the shape of the surface area. The melting point is lower at a convex

surface (easy to melt) and is higher at a concave surface (hard to melt). Such an effect suppresses the fluctuation and makes surface flat. This effect applies mainly to the shorter wavelength, since the curvature is expressed by square of wave number. This is called Gibbs-Thomson effect, which is opposite to that of Laplace instability. Laplace instability enhances shorter wavelength fluctuation, and Gibbs-Thomson effect suppresses shorter wavelength fluctuation. From these two effects, we have fluctuation of specific wavelength mainly. These two effects are incorporated in Mullins-Sekerka's theory [3],[4].



FIG. 1: Waves on icicle.

However, the simple application of this theory cannot take place in the case of icicles. The reasons are as follows.: Firstly, the thin water layers around icicles are too thin to obtain a Laplace instability. This instability requires a thickness which is larger than the wavelength of fluctuation. Secondly, the curvature is too small. (Wavelength 1 cm is much larger than  $10 \mu\text{m}$  which GT effect requires to be effective.) Therefore the nature of wave patterns along icicles can not be explained by naive MS theory.

---

\*ogawa@particle.sci.hokudai.ac.jp, frkw@lowtem.hokudai.ac.jp

On the other hand, there is a group of papers to treat the surface instability of solid in fluid in a view point of fluid mechanics [6]. These effects are occurred in turbulent flow, and the structure of wavy surface is provided from the turbulence which affects the heat-transfer. But in our case fluid is just a very thin water layer and we have Reynolds number:  $R \sim 1$  as we will see later. Fluid is completely the laminar one. Therefore we can not connect this idea directly to our problem. The hydrodynamics in thin water layer is also discussed by Wettlaufer et.al. to explain the premelting dynamics [5]. However here we expect a much different effect for the flow.

To solve this puzzle, several experimental observations were made. However, none could explain the origin of its wavelength 8 mm. In this article, we treat this problem by thermal diffusion process coupled with laminar fluid. Furthermore, instead of considering water flow on icicles, we consider the flow on a slope inclined to  $\theta$  degrees. This simplification is not bad since the thickness of flow ( $\sim 10^{-4}m$ ) is much smaller than the radius of icicle ( $\sim 10^{-2}m$ ). Such an experimental situation (i.e. cooling the experimental apparatus of the flow on the slope inclined to  $\theta$  degrees) was given by Matsuda [2], and he also observed a wave pattern on ice with wavelength 8 mm at the angle of  $\theta = \pi/2$ .

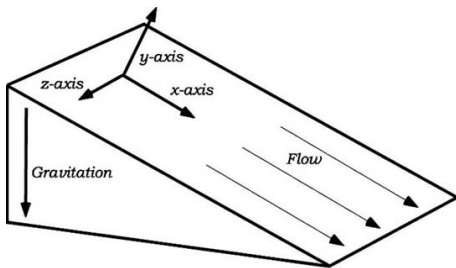


FIG. 2: The flow on a gutter inclined at  $\theta$  degree.

The fluctuation in similar situation was discussed earlier by Benney [7] in a view point of fluid dynamics (see also [8]). However, he discussed fluid on flat boundary, and he obtained time dependent surface fluctuation of fluid. This is called Benney's liquid film and our system also has such waves. In this case, the wavelength of water surface wave is 1 cm which agrees well with wavelength along icicles, but it moves about 6 cm/s, that is, two-times faster than fluid. This again cannot solve our problem. Because our wave is fixed on solid ice, which may never be obtained from moving wave on water without unknown pinning effect. (We omit too long calculation to see its fluctuation. We just say it is caused by the gravity and surface tension.)

Our consideration is then given for the static flow with small ripples on a bottom surface, and we try to obtain the growth rate for ripple by solving the thermal diffusion equation in the background of fluid. We discuss how to obtain the Laplace instability, i.e. large growth rate for larger wave number, and how to obtain GT like effect, i.e.

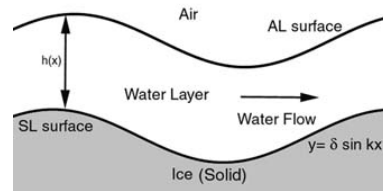


FIG. 3: Two boundaries: SL and AL.

small growth rate for larger wave number. In thin water it is hardly possible to get Laplace instability. Therefore it can be supposed that this property can be obtained by the thermal diffusion in air. On the other hand, it is also not possible to see the GT effect to work in our system since the curvature related to wavelength 1cm is too small and melting point can only change about  $10^{-6}K$ . However, surprisingly, the GT like effect is given by the thin water flow. This is our most fascinating result and discussed precisely in section 5. With the help of these two phenomena, we now have the effective MS like theory and obtain wavelength 1 cm which agrees well with the experiments. We should remark here that we do not consider the thermal diffusion inside the icicle. The icicle surface is at a melting temperature 273 K and we consider the inside to be at the same temperature as the surface.

All the discussions are done in long wavelength approximation. In section 2 we discuss fluid dynamics of thin water flow on icicles. In section 3 we consider the thermal diffusion process coupled with flow. The thermal diffusion in air is solved in section 4, and in section 5 we discuss growth rate of fluctuation on icicles by combining the solutions for thermal diffusion equations in two regions; air and water. Conclusion is given in section 6.

## II. HYDRODYNAMICS IN THIN-LAYER OF WATER FLOW

Let us consider the fluid mechanics of thin water layer with depth  $h_0$ . (See Fig.2 and Fig.3) We have two boundaries, one is the solid-liquid boundary which we call SL, and the other is the air-liquid boundary which we call AL. x-axis is taken along the slope, and y-axis is taken perpendicular to the slope. SL surface is not flat and given by

$$y = \phi(x), \quad \phi(x) = \delta \sin kx. \quad (1)$$

AL surface is given by

$$y = \xi(x) \equiv \phi(x) + h(x), \quad \langle h(x) \rangle = h_0, \quad (2)$$

where  $\langle h \rangle$  means average over appropriate length in x-direction.

$h_0$  is around 0.1 mm the thickness of water layer, and the wavelength is  $\lambda = 2\pi/k \sim 1$  cm experimentally. We

use long wavelength approximation with parameter

$$\mu \equiv kh_0 \sim 6 \times 10^{-2}. \quad (3)$$

Our key assumptions are as follows.

- Static flow is considered.
- Long wave length approximation is used.
- Non-compressive fluid is considered.

We prefer to use dimension-less variables to make clear the approximation. For length,

$$x \rightarrow x_* \equiv kx, \quad (4)$$

$$y \rightarrow y_* \equiv y/h_0. \quad (5)$$

At this point, the thickness of water layer is

$$h(x) \rightarrow h^*(x) = h(x)/h_0 = 1 + \tilde{h}(x). \quad (6)$$

And hight of SL and AL surfaces are

$$SL: \phi_*(x) = (\delta/h_0) \sin x_* \equiv \eta \sin x_*, \quad (7)$$

$$AL: \xi_*(x) = h_*(x) + \phi_*(x) = 1 + \tilde{h}(x) + \eta \sin x_* \quad (8)$$

The characteristic velocity of flow in x-direction is given by

$$U_0 = \frac{gh_0^2 \sin \theta}{2\nu}, \quad (9)$$

which is given by unperturbative Navier-Stokes equation (i.e.flat SL boundary) and is discussed at the exercise in Landau's text book [8]. This unperturbative solution is explained by balancing between gravitational acceleration and viscosity. ( $\nu = 1.8 \times 10^{-6} m^2/s$ ) Its velocity distribution is parabolic;

$$v_x = U_0(2\frac{y}{h_0} - (\frac{y}{h_0})^2), \quad (10)$$

and our discussion is on the perturbation from above solution.

By using above formula of velocity, we can relate  $h_0$ , surface velocity  $U_0$ , and the flow  $Q$  which is experimentally determined. The flow quantity is defined by  $Q = 2\pi R\bar{U}h_0$ , where  $\bar{U} = \frac{1}{h_0} \int_0^{h_0} v_x dy = 2U_0/3$  the mean velocity. In Matsuda's experiment [2], he used the flow  $Q = 160 ml/hr$  and width of gutter  $W = 3cm$  ( $W$  corresponds to  $2\pi R$ ), where the wave appears most clear. This gives  $\bar{U}h_0 = 1.48 \times 10^{-6} m^2/s$ . From  $\bar{U} = 2U_0/3$  and  $U_0 = \frac{gh_0^2}{2\nu}$ , we get  $U_0 = 2.4 \times 10^{-2} m/s$  with  $h_0 = 0.93 \times 10^{-4} m$ . On the other hand, his direct observation of surface mean velocity by using test fine grain gives  $U_0 = 4 \times 10^{-2} m/s$ . So we use  $U_0 = (2.4 \sim 4) \times 10^{-2} m/s$  with  $h_0 = (0.93 \sim 1.21) \times 10^{-4} m$  as the experimental surface velocity and thickness of water layer.

In y-direction, characteristic velocity is

$$V_0 = \mu U_0. \quad (11)$$

We write  $u$  as speed in x-direction,  $v$  as that in y-direction, and  $P$  as pressure. Dimensionless speed and pressure are given by

$$u_* = u/U_0, \quad (12)$$

$$v_* = v/V_0, \quad (13)$$

$$P_* = \frac{P}{\rho gh_0 \sin \theta}. \quad (14)$$

Other dimensionless constant parameters are,

$$R \equiv \frac{h_0 U_0}{\nu}, \quad (15)$$

$$W \equiv \frac{\gamma}{\rho gh_0^2}. \quad (16)$$

These are Reynolds number and Weber number respectively. Our basic equations are the following.

Static Navier Stokes equation is given by

$$(\mathbf{v} \cdot \nabla) \mathbf{v} = -\frac{\nabla P}{\rho} + \mathbf{g} + \nu \Delta \mathbf{v}. \quad (17)$$

Non-compressive condition is

$$\nabla \cdot \mathbf{v} = 0. \quad (18)$$

Surface condition due to mass conservation law is

$$\frac{d\xi}{dx} = \frac{v(x, \xi)}{u(x, \xi)}. \quad (19)$$

Boundary condition at SL surface is

$$\mathbf{v}(x, y = \phi) = 0. \quad (20)$$

Stress balancing condition on AL surface; that is, free surface condition is

$$P_{(In)} n_i = \hat{P} n_i + \rho \nu \left( \frac{\partial v_i}{\partial x^k} + \frac{\partial v_k}{\partial x^i} \right) n_k - \gamma \frac{d^2 \xi(x)}{dx^2} n_i. \quad (21)$$

Here  $\xi(x) = h(x) + \phi(x)$  is the height of flow,  $P$  is the pressure,  $\mathbf{g}$  is the gravitational acceleration, and  $\nu$  is the viscosity constant. The index means  $x^1 = x$ ;  $x^2 = y$  and  $n_i$  is the normal unit vector to the AL surface.  $P_{(In)}$  is the pressure just under the AL surface, and  $\hat{P}$  is the atmosphere pressure. We have done the approximation for a surface tension term. For fluid surface  $\xi(x)$ , a precise surface tension term is given by

$$\frac{\gamma \xi''}{\sqrt{1 + (\xi')^2}}.$$

By neglecting second order term for  $\mu$ , we approximate it just as  $\gamma \xi''$ .

Now we rewrite the equations by using dimensionless parameters.  
Non-compressive condition is

$$\frac{\partial u_*}{\partial x_*} + \frac{\partial v_*}{\partial y_*} = 0.$$

To hold the condition automatically, we introduce dimensionless stream function by

$$u_* = \frac{\partial \psi}{\partial y_*}, \quad v_* = -\frac{\partial \psi}{\partial x_*}. \quad (22)$$

In the following, we use stream function instead of velocity fields. Also, we put off \* for dimensionless quantities in the following. We should understand that all the quantities are dimensionless till the end of this section. Now Navier Stokes equation becomes

$$\begin{aligned} \psi_{yyyy} = & \mu R[\psi_y \psi_{xyy} - \psi_x \psi_{yyx}] - 2\mu^2 \psi_{xxyy} \\ & - \mu^3 R[\psi_x \psi_{xxy} - \psi_y \psi_{xyx}] - \mu^4 \psi_{xxxx}, \end{aligned} \quad (23)$$

where indices mean derivatives.

The pressure is determined by stream function as follows.

$$P_x = \frac{1}{\mu} + \frac{1}{2\mu} \psi_{yyy} - \frac{R}{2} (\psi_y \psi_{xy} - \psi_x \psi_{yy}) + \frac{\mu}{2} \psi_{xxy}, \quad (24)$$

or,

$$\begin{aligned} P_y = & -\cot \theta - \frac{\mu}{2} \psi_{xyy} - \frac{\mu^3}{2} \psi_{xxx} \\ & - \frac{\mu^2 R}{2} (-\psi_y \psi_{xx} + \psi_x \psi_{xy}). \end{aligned} \quad (25)$$

We discuss up to  $\mathcal{O}(\mu)$  for stream function, and 0-th order in  $\mu$  for pressure.

Then our equations become

$$\psi_{yyyy} = \mu R[\psi_y \psi_{xyy} - \psi_x \psi_{yyx}], \quad (26)$$

$$P_x = \frac{1}{\mu} + \frac{1}{2\mu} \psi_{yyy} - \frac{R}{2} (\psi_y \psi_{xy} - \psi_x \psi_{yy}), \quad (27)$$

$$P_y = -\cot \theta. \quad (28)$$

Next we consider the boundary conditions up to  $\mathcal{O}(\mu)$ .

$$\psi_x(y = \phi) = \psi_y(y = \phi) = 0, \quad (29)$$

$$P(y = \xi) = \hat{P} - \frac{W_0}{\sin \theta} (\tilde{h}_{xx} - \eta \sin x) - \mu \psi_{xy}, \quad (30)$$

$$\psi_{yy}(y = \xi) = 0, \quad (31)$$

$$\tilde{h}_x + \eta \cos x = -\frac{\psi_x}{\psi_y}(y = \xi), \quad (32)$$

where we define  $W_0 \equiv \mu^2 W \sim 10^0$  as order 1, since  $W$  is  $7.6 \times 10^2$  in our case.

The simple solution exists when  $\eta = \tilde{h} = 0$ . It can be easily checked that

$$\psi = -\frac{1}{3} y^3 + y^2, \quad P = \hat{P} + (1 - y) \cot \theta, \quad (33)$$

satisfies Navier Stokes equation and all the boundary conditions. This solution is relevant Stokes flow and discussed also by Landau's text book [8] as we have shown already. Therefore we consider the fluctuations from that solution. The precise perturbative calculations are given in appendix, and as a result we obtain hight of AL surface,

$$\xi(x) = 1 + \eta \sin x, \quad (34)$$

and the stream function given by

$$\psi = -\frac{1}{3} (y - \eta \sin x)^3 + (y - \eta \sin x)^2. \quad (35)$$

In our approximation we have only 0-th order terms in  $\mu$ . Because the first order terms in  $\mu$  are doubly small since they are proportional to  $\eta$  which is the amplitude of a small ripple. In our approximation both of stream function and wave hight are intuitively understood easily. Because it is just the modification of unperturbative solution for the velocity to be vanished at SL wavy boundary and constant thickness of layer.

### III. THERMAL DIFFUSION PROCESS IN FLUID

#### A. Basic equation

Now we consider the thermal diffusion process in fluid which is obtained in previous section. Our assumptions utilized in this section are the following three points.

1. We use long wavelength approximation up to first order in  $\mu$  ( $\mu \equiv kh_0 \sim 6 \times 10^{-2}$ ).
2. We ignore the thermal expansion and so we still have non-compressive fluid.
3. Static thermal diffusion process is considered.

The heat flow is given by  $\vec{Q} \equiv -\kappa \vec{\nabla} T + (\rho c T) \vec{v}$ , where  $\kappa$  is thermal conductivity of water,  $T$  the temperature,  $\rho$  the mass density,  $c$  the specific heat, and  $\vec{v}$  the velocity of fluid. Then the continuity condition gives

$$\Delta T - \frac{\vec{v}}{D} \cdot \vec{\nabla} T = \frac{1}{D} \frac{\partial T}{\partial t}, \quad (36)$$

where  $D \equiv \frac{\kappa}{\rho c}$  is the diffusion constant and we used non-compressive condition. Precisely saying, we need another term in right hand side such as,

$$-\frac{\rho \nu}{2\kappa} \left( \frac{\partial v_i}{\partial x_k} + \frac{\partial v_k}{\partial x_i} \right)^2. \quad (37)$$

This is the thermal energy coming from energy dissipation of fluid. [8] But we can easily estimate such term can not give any effects. So we neglect this term hereafter. Our problem is based on the static process, and so we ignore the time derivative. Hereafter we use dimensionless parameters as we have done in previous section.

- $x \rightarrow x_* = kx$ ,
- $y \rightarrow y_* = y/h_0$ ,

where  $k$  is the wave number, and  $h_0$  is the mean thickness of water flow.

Then we have

$$\mu^2 \frac{\partial^2 T}{\partial x_*^2} + \frac{\partial^2 T}{\partial y_*^2} = \mu \frac{h_0 v_x}{D} \frac{\partial T}{\partial x_*} + \frac{h_0 v_y}{D} \frac{\partial T}{\partial y_*}. \quad (38)$$

Further from previous section,

$$v_x = U_0 \frac{\partial \psi}{\partial y_*}, \quad v_y = -\mu U_0 \frac{\partial \psi}{\partial x_*},$$

where  $\psi$  is dimensionless stream function. Then we have basic equation as

$$\mu^2 \frac{\partial^2 T}{\partial x_*^2} + \frac{\partial^2 T}{\partial y_*^2} = \alpha \left[ \frac{\partial \psi}{\partial y_*} \frac{\partial T}{\partial x_*} - \frac{\partial \psi}{\partial x_*} \frac{\partial T}{\partial y_*} \right]. \quad (39)$$

In experimental data,  $D \sim 1.3 \times 10^{-7}$ ,  $\mu \sim 6 \times 10^{-2}$ ,  $U_0 \sim 3 \times 10^{-2}$ ,  $h_0 \sim 10^{-4}$ . This means

$$\alpha \equiv \mu \frac{h_0 U_0}{D} \sim 1.4.$$

### B. Expansion in powers of $y$

Our starting equation is

$$\frac{\partial^2 T}{\partial y_*^2} = \alpha \left[ \frac{\partial \psi}{\partial y_*} \frac{\partial T}{\partial x_*} - \frac{\partial \psi}{\partial x_*} \frac{\partial T}{\partial y_*} \right], \quad (40)$$

where we have neglected second order in  $\mu$ . Stream function has the form

$$\psi = -\frac{1}{3}(y_* - \eta \sin x_*)^3 + (y_* - \eta \sin x_*)^2, \quad (41)$$

which is obtained in previous section. First we consider the boundary condition at bottom : SL surface. Let  $T_M$  the melting temperature when ice-water boundary is flat. Then for the boundary  $y_* = \eta \sin x_*$ , temperature is given by Gibbs-Thomson effect.

$$T_B = T_M(1 - \Gamma \mu^2 \eta \sin x_*), \quad (42)$$

$$\Gamma \equiv \frac{\gamma}{L h_0} \sim 2.3 \times 10^{-6},$$

where  $\gamma$  is surface tension and  $L$  is latent heat. Since  $\mu$  is the order of  $6 \times 10^{-2}$ , GT effect changes the temperature only  $10^{-6}$  [K]. This is too small to give observable effect. So we can neglect this effect, and our boundary condition is  $T_B = T_M$  on SL surface boundary. Therefore we have

$$T(y_* = \eta \sin x_*) = T_M. \quad (43)$$

Hereafter we put off  $*$  from all the non-dimensional variables as we have done in previous section. We expand our solution by power series of  $Y \equiv y - \eta \sin x$ .

$$T(x, y) = T_M + a_1(x)Y + a_2(x)Y^2 + \dots \quad (44)$$

Then we obtain

$$T_{yy} = T_{YY} = \sum_{k=2}^{\infty} k(k-1)a_k(x)Y^{k-2}, \quad (45)$$

$$\begin{aligned} & \frac{\partial \psi}{\partial y} \frac{\partial T}{\partial x} - \frac{\partial \psi}{\partial x} \frac{\partial T}{\partial y} \\ &= \frac{\partial \psi}{\partial Y} \frac{\partial T}{\partial x} \Big|_Y - \frac{\partial \psi}{\partial x} \Big|_Y \frac{\partial T}{\partial Y} \\ &= (2Y - Y^2) \sum_{k=1}^{\infty} \frac{da_k(x)}{dx} Y^k, \end{aligned} \quad (46)$$

Then our equation gives

$$\sum_{k=2}^{\infty} k(k-1)a_k(x)Y^{k-2} = \alpha Y(2-Y) \sum_{k=1}^{\infty} \frac{da_k(x)}{dx} Y^k. \quad (47)$$

This determines coefficients recursively.

$$\begin{aligned} a_{n+4} &= \frac{\alpha}{(n+4)(n+3)} \frac{d}{dx} \{2a_{n+1} - a_n\}, \\ a_2 &= a_3 = 0, \quad a_4 = \frac{\alpha}{6} \frac{da_1(x)}{dx}. \end{aligned} \quad (48)$$

All the coefficients are determined only by  $a_1(x) \equiv a(x)$ . First some parts are the followings with definition  $\hat{D} \equiv \alpha \frac{d}{dx}$ .

$$\begin{aligned} a_1 &= a, \\ a_2 &= 0, \\ a_3 &= 0, \\ a_4 &= \frac{\hat{D}}{6}a, \\ a_5 &= -\frac{\hat{D}}{20}a, \\ a_6 &= 0, \\ a_7 &= \frac{\hat{D}^2}{126}a, \\ a_8 &= -\frac{\hat{D}^2}{210}a, \\ a_9 &= \frac{\hat{D}^2}{1440}a, \\ &\dots \end{aligned}$$

It may be enough to consider up to  $a_9$  since  $\alpha \sim O(1)$ . To this order we have the results.

On SL surface,

$$T(SL) = T_M = \text{const.} \quad (49)$$

$$Q(SL) = -\kappa \frac{\partial T}{\partial y} \big|_{y=\eta \sin x} = -\kappa a(x). \quad (50)$$

On AL surface,

$$T(AL) = T_M + [1 + \frac{7}{60}\hat{D} + \frac{13}{3360}\hat{D}^2]a(x), \quad (51)$$

$$Q(AL) = -\kappa[1 + \frac{5}{12}\hat{D} + \frac{239}{10080}\hat{D}^2]a(x), \quad (52)$$

where  $Q$ s are heat flows. Here we have omitted  $O(\hat{D}^3)$  terms. These additional terms are  $(6.0 \times 10^{-5})\hat{D}^3 a$  in (51), and  $-\kappa(5.2 \times 10^{-4})\hat{D}^3 a$  in (52). To be comparable with  $O(\hat{D}^2)$  term,  $\alpha$  needs to be order  $10^2$ . Therefore when  $\alpha \ll 10^2$ , we can safely omit higher order terms.

Next our task is to deal with thermal diffusion process in air with boundary : AL surface. The boundary condition is given by (51) and (52) to support the thermal energy conservation at AL surface.

#### IV. THERMAL DIFFUSION IN AIR

The diffusion equation in air is given by

$$\Delta T = 0. \quad (53)$$

Let us write down in cylindrical coordinate.

$$[\frac{\partial^2}{\partial r^2} + \frac{1}{r} \frac{\partial}{\partial r} + \frac{1}{r^2} \frac{\partial^2}{\partial \theta^2} + \frac{\partial^2}{\partial x^2}]T(r, \theta, x) = 0. \quad (54)$$

We suppose the existence of axial symmetry, and we take  $\partial T / \partial \theta = 0$ . Therefore we work with

$$[\frac{\partial^2}{\partial r^2} + \frac{1}{r} \frac{\partial}{\partial r} + \frac{\partial^2}{\partial x^2}]T(r, x) = 0. \quad (55)$$

Since we have oscillating surface in x-direction, it might be natural to consider the solution in the form,

$$T(r, x) = f(r) + g(r) \sin(kx + \phi), \quad (56)$$

where we have assumed the icicle is an infinitesimally long column with small surface fluctuation.  $f(r)$  satisfies

$$[\frac{d^2}{dr^2} + \frac{1}{r} \frac{d}{dr}]f(r) = 0, \quad (57)$$

and  $g(r)$  satisfies

$$[\frac{d^2}{dr^2} + \frac{1}{r} \frac{d}{dr} - k^2]g(r) = 0. \quad (58)$$

We have simple solution as,

$$T(r, x) = A + B \log(r/R) + CK_0(kr) \sin(kx + \phi), \quad (59)$$

where  $K_0$  is the 0-th modified Bessel function and  $R$  is the radius of icicle including the mean thickness of water layer  $h_0$ . We take local coordinate  $y$  by

$$r = R + y.$$

Then the solution is

$$T(x, y) = A + B \log(1 + y/R) + CK_0(k(R + y)) \sin(kx + \phi), \quad (60)$$

For  $R \rightarrow \infty$  case e.g. the flat surface, we have

$$T(x, y) = A + B'y + C' \exp(-ky) \sin(kx + \phi).$$

We work with finite  $R$  case hereafter. The reader might think the appearance of logarithmic term strange, since it diverges at large  $r$ . But the appearance of such a term is natural for infinitesimally long axially symmetric source. In our system the length of icicle is finite. Therefore this solution is valid just around the icicle, and far from icicle source we must treat the source just like point and we need to connect two solutions at  $r \sim L$  ( $L$  is the order of length of icicle). In this way the coefficients A, B and C will be determined. But we have another physical observable: mean growth rate of icicle which determine coefficient B. The information of temperature at infinity is included into this observable.

Let us consider near AL surface  $y \ll R$ . Then we have

$$\begin{aligned} T(x, y) &= A + \frac{B}{R}y + \dots \\ &+ C(K_0(kR) + K'_0(kR)ky + \dots) \sin(kx + \phi) \\ &\sim [A + CK_0(kR) \sin(kx + \phi)] \\ &\quad + [\frac{B}{R} + CkK'_0(kR) \sin(kx + \phi)]y \\ &\quad + \frac{1}{2}[-\frac{B}{R^2} + Ck^2K''_0(kR) \sin(kx + \phi)]y^2 + \dots, \end{aligned} \quad (61)$$

where  $K'$  and  $K''$  mean the derivative of  $K$  by argument variable. Let us define the mean growth rate of icicle:  $V$  by

$$V \equiv -\frac{\kappa_0}{L} < \frac{\partial T}{\partial y} >_{y=0} = -\frac{\kappa_0 B}{LR}, \quad (62)$$

where  $\kappa_0$  is the thermal conductivity of air, and  $< >$  means average in x-direction. So we obtain

$$B = -\frac{LRV}{\kappa_0}. \quad (63)$$

At  $y = \delta \sin kx$  (AL surface), temperature and thermal flow are given as,

$$\begin{aligned} T(AL) &= [A + CK_0(kR) \sin(kx + \phi)] \\ &\quad + [-\frac{LV}{\kappa_0} + CkK'_0(kR) \sin(kx + \phi)]\delta \sin kx \end{aligned}$$

$$= A + [CK_0(kR) \cos \phi - \frac{LV}{\kappa_0} \delta] \sin kx \\ + CK_0(kR) \sin \phi \cos kx, \quad (64)$$

$$Q(AL) = LV - [\kappa_0 CkK'_0(kR) \cos \phi + \frac{LV\delta}{R}] \sin kx \\ - \kappa_0 CkK'_0(kR) \sin \phi \cos kx. \quad (65)$$

We treat  $C$  as order  $\delta$  and we took up to first order in  $\delta$ .

## V. GROWTH RATE

Let us consider the continuous condition on AL surface. We have two sets of temperature and thermal flow on AL surface. One is from diffusion in air, and another one is from diffusion in water layer. Comparing these two sets (51) and (64), (52) and (65), we need to take  $a(x) = E + F \sin kx + G \cos kx$ , where  $E, F, G$  are constants with dimension of temperature. Then (51) and (52) are (in original dimension)

$$T(AL) = T_M + E + [F - \frac{7\alpha}{60}G - \frac{13\alpha^2}{3360}F] \sin kx \\ + [G + \frac{7\alpha}{60}F - \frac{13\alpha^2}{3360}G] \cos kx, \quad (66)$$

$$Q(AL) = -\frac{\kappa}{h_0}E - \frac{\kappa}{h_0}[F - \frac{5\alpha}{12}G - \frac{239\alpha^2}{10080}F] \sin kx \\ - \frac{\kappa}{h_0}[G + \frac{5\alpha}{12}F - \frac{239\alpha^2}{10080}G] \cos kx. \quad (67)$$

By comparing to (64) and (65), we have six equivalents with six unknown constants, i.e.,  $A, C, \phi, E, F$ , and  $G$ . These can be solved explicitly.  $A$  and  $E$  are determined as,

$$A = T_M - \frac{LVh_0}{\kappa}, \quad (68)$$

$$E = -\frac{LVh_0}{\kappa}. \quad (69)$$

Other four quantities are determined by the following equations,

$$\begin{pmatrix} 1 - \frac{13\alpha^2}{3360} & -\frac{7\alpha}{60} \\ \frac{7\alpha}{60} & 1 - \frac{13\alpha^2}{3360} \end{pmatrix} \begin{pmatrix} F \\ G \end{pmatrix} \\ = \begin{pmatrix} CK_0(kR) \cos \phi - \frac{LV\delta}{\kappa_0} \\ CK_0(kR) \sin \phi \end{pmatrix}, \quad (70)$$

$$\begin{pmatrix} 1 - \frac{239\alpha^2}{10080} & -\frac{5\alpha}{12} \\ \frac{5\alpha}{12} & 1 - \frac{239\alpha^2}{10080} \end{pmatrix} \begin{pmatrix} F \\ G \end{pmatrix} \\ = \begin{pmatrix} \frac{\kappa_0}{\kappa} \mu K'_0(kR) C \cos \phi + \frac{LVh_0\delta}{R\kappa} \\ \frac{\kappa_0}{\kappa} \mu K'_0(kR) C \sin \phi \end{pmatrix}. \quad (71)$$

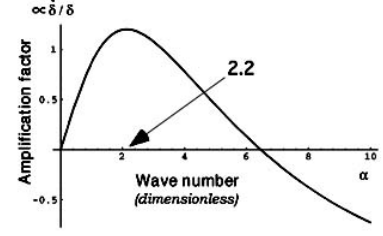


FIG. 4: The dimensionless amplification factor  $\frac{h_0^2 U \delta}{DV \delta}$  vs. dimensionless wave number  $\alpha$  is shown. Laplace instability in air and GT like effect due to hydrodynamics most amplifies at definite wave number.

Solving above equations, we obtain

$$F = \mu \frac{LV\delta K'_0}{\kappa K_0} \frac{1 - \frac{239}{10080}\alpha^2}{1 + \frac{1272}{10080}\alpha^2 + (\frac{239}{10080})^2\alpha^4}, \quad (72)$$

$$G = -\mu \frac{LV\delta K'_0}{\kappa K_0} \frac{\frac{5}{12}\alpha}{1 + \frac{1272}{10080}\alpha^2 + (\frac{239}{10080})^2\alpha^4}, \quad (73)$$

where we have neglected second order in  $\mu$  and we neglected a  $h_0/R$  ( $\sim 10^{-3}$ ) term.

Now we can discuss the growth rate of ice. For the SL surface  $y = \delta \sin kx$ , growth rate is given by

$$v(x) = \frac{Q(SL)}{L} = -\frac{\kappa}{Lh_0}(E + F \sin kx + G \cos kx). \quad (74)$$

The amplification factor is determined from  $F$ . By using the relation  $-K'_0 = K_1 > 0$  we have

$$\frac{\dot{\delta}}{\delta} = -\frac{\kappa}{Lh_0\delta}F = Vk \frac{\frac{K_1(kR)}{K_0(kR)}(1 - \frac{239}{10080}\alpha^2)}{1 + \frac{1272}{10080}\alpha^2 + (\frac{239}{10080})^2\alpha^4}. \quad (75)$$

Note that  $\frac{K_1(kR)}{K_0(kR)} \sim 1 + \frac{1}{2kR}$ . In the case of  $kR \gg 1/2$ , meaning fat icicle, we obtain

$$\frac{\dot{\delta}}{\delta} = Vk \frac{1 - \frac{239}{10080}\alpha^2}{1 + \frac{1272}{10080}\alpha^2 + (\frac{239}{10080})^2\alpha^4}. \quad (76)$$

Since  $\alpha \propto k$ , this form is quite similar to the amplification factor given by Mullins-Sekerka theory. The amplification factor increases by thermal diffusion in air as Laplace instability, and it decays by interaction with fluid ( $\alpha$  terms). From these two effects, we have maximum value for  $\dot{\delta}/\delta$ .

The maximum amplification factor is given at definite wave number,

$$\alpha_{max} \sim 2.2.$$

By using  $D = 1.3 \times 10^{-7}$  with experimental data:

$$U_0 = (2.4 \sim 4) \times 10^{-2} m/s, \quad h_0 = (0.93 \sim 1.21) \times 10^{-4} m,$$

we have

$$\lambda_{max} = \frac{2\pi}{k_{max}} = 2\pi \frac{h_0^2 U_0}{D \alpha_{max}} = 5mm \sim 13mm, \quad (77)$$

which well agrees with experimental value 8 mm [9].

We note here that flow quantity  $Q \equiv 2\pi R h_0 \bar{U}$  is related to  $\lambda_{\max}$  such as

$$\lambda_{\max} = \frac{1}{D\alpha_{\max}} \left( \frac{\nu}{g\pi} \right)^{1/3} \left( \frac{3Q}{2R} \right)^{4/3},$$

where  $\theta = \pi/2$  is utilized. Therefore if  $Q$  is proposed to  $R$  for usual icicles, its wave length is almost unique. But for thin icicle like  $R \leq \lambda/(4\pi)$ , we need to take into account  $\frac{1}{2kR}$  term which we have neglected.

## VI. CONCLUSION

We have shown that an icicle covered with thin water flow makes its own waves along itself during solidification. Its wavelength is determined by MS like theory. Thermal diffusion in air makes wavelength shorter, i.e. amplification factor becomes larger in shorter wavelength. Thermal diffusion in thin water flow makes wavelength larger, i.e. amplification factor becomes smaller in shorter wavelength. We must note that thermal diffusion in thin water flow works just like Gibbs-Thomson effect since the fluid changes temperature distribution to be uniform and breaks Laplace instability. This then is one of our main results. Our  $\lambda_{\max}$  depends on  $\theta$  and flow quantity  $Q \equiv 2\pi R h_0 \bar{U}$ .

$$\lambda_{\max} = \frac{1}{D\alpha_{\max}} \left( \frac{\nu}{g\pi \sin \theta} \right)^{1/3} \left( \frac{3Q}{2R} \right)^{4/3}, \quad (78)$$

where we have used the relation

$$h_0 = \left[ \frac{\nu Q}{g\pi R \sin \theta} \right]^{1/3}. \quad (79)$$

In nature there are several icicles with various  $Q$ , but almost all have the same wave length. This will be explained by the result that our wavelength depends on ratio of  $Q$  to  $R$ , but not only on  $Q$  itself. It is then natural to suppose  $Q$  is proportional to  $R$ .

Our theory may be used for waves around stalagmite by changing the diffusion equation from temperature to concentration as in MS theory. This is the most simple application. Furthermore, our diffusion equation in fluid is mathematically similar to the Schrödinger equation of harmonic oscillator with complex potential. Therefore the algebraic method may be used for analysis. This point will be discussed elsewhere.

## Acknowledgments

The authors are grateful to Prof. R. Takaki, for the valuable discussion. One of the authors N.O. thanks Prof. K. Fujii for the usual encouragement. The authors would like to thank Prof. E. Yokoyama, Dr. Nishimura and Prof. R. Kobayashi for the helpful discussion and encouragement, and to Ms. K. Norisue for her help in English corrections.

## VII. APPENDIX

We define fluctuation fields  $\tilde{\psi}$  and  $\tilde{P}$  by the following relation,

$$\psi = -\frac{1}{3}y^3 + y^2 + \tilde{\psi}(x, y), \quad (80)$$

$$P = (1 - y) \cot \theta + \tilde{P} + \tilde{P}. \quad (81)$$

Then for fluctuation fields, we have following equations,

$$\begin{aligned} \tilde{\psi}_{yyy} &= \mu R [(-y^2 + 2y + \tilde{\psi}_y) \tilde{\psi}_{xyy} \\ &\quad - (-2 + \tilde{\psi}_{yyy}) \tilde{\psi}_x], \end{aligned} \quad (82)$$

$$\begin{aligned} \tilde{P}_x &= \frac{1}{2\mu} \tilde{\psi}_{yyy} - \frac{R}{2} [(-y^2 + 2y + \tilde{\psi}_y) \tilde{\psi}_{xy} \\ &\quad - (-2y + 2 + \tilde{\psi}_{yy}) \tilde{\psi}_x], \end{aligned} \quad (83)$$

$$\tilde{P}_y = 0. \quad (84)$$

Boundary conditions are,

$$\tilde{\psi}_x(SL) = 0, \quad (85)$$

$$\tilde{\psi}_y(SL) = \eta^2 \sin^2 x - 2\eta \sin x, \quad (86)$$

$$\begin{aligned} \tilde{P}(AL) &= -\frac{W_0}{\sin \theta} (\tilde{h}_{xx} - \eta \sin x) \\ &\quad + (\tilde{h} + \eta \sin x) \cot \theta, \end{aligned} \quad (87)$$

$$\tilde{\psi}_{yy}(AL) = 2(\tilde{h} + \eta \sin x), \quad (88)$$

$$\begin{aligned} \tilde{\psi}_x(AL) &= (\tilde{h}_x + \eta \cos x) \times [(1 + \eta \sin x + \tilde{h})^2 \\ &\quad - 2(1 + \eta \sin x + \tilde{h}) - \tilde{\psi}_y(AL)], \end{aligned} \quad (89)$$

where AL surface is determined by  $y = 1 + \eta \sin x + \tilde{h}$ , and SL surface is determined by  $y = \eta \sin x$ .

To solve above equations, we suppose the solution in the form,

$$\tilde{\psi} = \tilde{\psi}^{(0)} + \mu \tilde{\psi}^{(1)} + \dots, \quad (90)$$

$$\tilde{P} = \tilde{P}^{(0)} + \dots, \quad (91)$$

$$\tilde{\psi}_{yyy}^{(0)} = 0, \quad (92)$$

and neglecting higher order in  $\mu$ . The solution : 0-th ordered stream function and pressure are given as

$$\begin{aligned} \tilde{\psi}^{(0)} &= (\tilde{h} + \eta \sin x) y^2 - [\eta^2 \sin^2 x + 2(1 + \tilde{h}) \eta \sin x] y \\ &\quad + [(1 + \tilde{h}) \eta^2 \sin^2 x + \frac{1}{3} \eta^3 \sin^3 x], \end{aligned} \quad (93)$$

$$\tilde{P}^{(0)} = -\frac{W_0}{\sin \theta} (\tilde{h}_{xx} - \eta \sin x) + (\tilde{h} + \eta \sin x) \cot \theta. \quad (94)$$

To obtain 1st order stream function, we put above solution into the following equation.

$$\begin{aligned} \tilde{\psi}_{yyy}^{(1)} &= -\frac{2W_0}{\sin \theta} (\tilde{h}_{xxx} - \eta \cos x) + 2(\tilde{h}_x + \eta \cos x) \cot \theta \\ &\quad + R [(-y^2 + 2y + \tilde{\psi}_y^{(0)}) \tilde{\psi}_{xy}^{(0)} - (-2y + 2 + \tilde{\psi}_{yy}^{(0)}) \tilde{\psi}_x^{(0)}], \end{aligned} \quad (95)$$



which is obtained by (83) with the help of (94). Note that this expression is consistent with (82). After a little complicated calculation, we obtain

$$\begin{aligned}\tilde{\psi}^{(1)} = & \frac{R}{30}(1+\tilde{h})\tilde{h}_x y^5 - \frac{R}{6}\eta(1+\tilde{h})\tilde{h}_x \sin x y^4 \\ & + \frac{R}{3}\eta^2(1+\tilde{h})\tilde{h}_x \sin^2 x y^3 \\ & + \frac{1}{3}\left[-\frac{W_0}{\sin\theta}(\tilde{h}_{xxx} - \eta \cos x) + (\tilde{h}_x + \eta \cos x)\right. \\ & \times \cot\theta] y^3 + \frac{1}{2}C_1(x)y^2 + C_2(x)y + C_3(x). \quad (96)\end{aligned}$$

$C_1, C_2, C_3$  are determined by boundary conditions. Result is as follows.

$$\begin{aligned}C_1 = & -2(1+\tilde{h}+\eta \sin x)[R(1+\tilde{h})\tilde{h}_x \\ & \times \left\{\frac{1}{3}(1+\tilde{h}+\eta \sin x)^2 - (1+\tilde{h})\eta \sin x\right\} \\ & - \frac{W_0}{\sin\theta}(\tilde{h}_{xxx} - \eta \cos x) \\ & + (\tilde{h}_x + \eta \cos x) \cot\theta], \quad (97)\end{aligned}$$

$$\begin{aligned}C_2 = & -\frac{1}{2}R(1+\tilde{h})\tilde{h}_x \eta^4 \sin^4 x \\ & + \left[\frac{W_0}{\sin\theta}(\tilde{h}_{xxx} - \eta \cos x) - (\tilde{h}_x + \eta \cos x)\right. \\ & \times \cot\theta] \eta^2 \sin^2 x - C_1(x)\eta \sin x, \quad (98)\end{aligned}$$

$$\begin{aligned}\frac{\partial C_3}{\partial x} = & -\frac{R}{5}[(1+\tilde{h})\tilde{h}_x] \eta^5 \sin^5 x \\ & - \frac{R}{2}(1+\tilde{h})\tilde{h}_x \eta^5 \sin^4 x \cos x \\ & + \frac{\eta^3}{3}\left[\frac{W_0}{\sin\theta}(\tilde{h}_{xxxx} + \eta \sin x)\right. \\ & - (\tilde{h}_{xx} - \eta \sin x) \cot\theta] \sin^3 x \\ & - \frac{\eta^2}{2}\partial_x C_1(x) \cdot \sin^2 x - \eta \partial_x C_2(x) \cdot \sin x. \quad (99)\end{aligned}$$

Now we put  $\tilde{\psi} = \tilde{\psi}^{(0)} + \mu\tilde{\psi}^{(1)}$  into (89). We now have,

$$\begin{aligned}2(1+\tilde{h})^2\tilde{h}_x + \mu[\tilde{\psi}_x^{(1)}(AL) \\ + (\tilde{h}_x + \eta \cos x)\tilde{\psi}_y^{(1)}(AL)] = 0. \quad (100)\end{aligned}$$

Let us expand the fluctuation of water thickness as,

$$\tilde{h} = \tilde{h}^{(0)} + \mu\tilde{h}^{(1)}, \quad (101)$$

and by putting it into above equation, we have  $\tilde{h}_x^{(0)} = 0$ , and so we can take

$$\tilde{h}^{(0)} = 0. \quad (102)$$

Note that this can be done by the redefinition of  $h_0$  as subtraction of constant. Then  $\tilde{h}^{(1)}$  is determined by

$$\tilde{h}_x^{(1)} = -\frac{1}{2}[\tilde{\psi}_x^{(1)}(AL) + \eta \cos x \tilde{\psi}_y^{(1)}(AL)]_{\tilde{h}=0}. \quad (103)$$

From the fact that  $\tilde{h}$  starts from  $\mathcal{O}(\mu)$  in its expansion, we can determine  $\tilde{\psi}^{(1)}$  as ,

$$\begin{aligned}\tilde{\psi}^{(1)} = & \left(\frac{W_0}{\sin\theta} + \cot\theta\right)\left[\frac{1}{3}\eta \cos x \cdot y^3\right. \\ & - \eta \cos x(1+\eta \sin x)y^2 + \{\eta^3 \sin^2 x \cos x \\ & \left. + 2\eta^2 \sin x \cdot \cos x\}y\right] + C_3, \quad (104)\end{aligned}$$

$$\begin{aligned}\partial_x C_3 = & \eta^3 \sin x \left(\frac{W_0}{\sin\theta} + \cot\theta\right) \\ & \times \left[\frac{4}{3}\eta \sin^3 x - \eta \sin x + 3 \sin^2 x - 2\right]. \quad (105)\end{aligned}$$

From the above expression and (103), we obtain the simple relation,

$$\tilde{h}_x^{(1)} = -\frac{\eta}{3}\left(\frac{W_0}{\sin\theta} + \cot\theta\right) \sin x. \quad (106)$$

Furthermore,

$$\tilde{h}^{(1)} = \frac{\eta}{3}\left(\frac{W_0}{\sin\theta} + \cot\theta\right) \cos x. \quad (107)$$

In summary we give our main results with long wavelength approximation:  $\mu^2 \sim \eta^2 \sim \mu\eta \ll 1$ .

The hight of AL surface is given as,

$$\xi(x) = 1 + \eta \sin x. \quad (108)$$

Stream function is given by

$$\begin{aligned}\psi = & -\frac{1}{3}y^3 + y^2 + \tilde{\psi}^{(0)}(\tilde{h}) + \mu\tilde{\psi}^{(1)}, \\ = & -\frac{1}{3}(y - \eta \sin x)^3 + (y - \eta \sin x)^2. \quad (109)\end{aligned}$$

- 
- [1] T.Tozuka, Kagaku **8** 218 (1938) (Japanese); N.Maeno and T.Takahashi, Low Temperature Science **43** (1984), 125-138 and 139-147 (Japanese); K.Szilder and E.P.Loizowski, Ann.Glaciol. **19**, 141-145 (1994); N.Maeno, L.Makkonen, K.Nishimura, K.Kosugi, T.Takahashi, J.Glaciol. **40** (135), 319-326 (1994).  
[2] S.Matsuda, Master's thesis, Institute of Low Temperature

- Science, Hokkaido university,1997 (Japanese).  
[3] W.W.Mullins and R.F.Sekerka, J.Appl.Phys. **35** (1964), 444-451; see also "Fractal Growth Phenomena", Tamas Vicsek, (World Scientific, Singapore, 1989); For the theory of Crystal Growth, general text books are for example, Ivan V Markov, "Crystal Growth for Beginners", World Scientific, Singapore,1995; A.A.Chernov, "Modern Crys-

- tallography III", Springer Series in Solid-State Sciences 36, Springer 1984.
- [4] S.R.Coriell and Robert L.Parker, J.App.Phys, Vol36, NO.2 (1965) 632; S.R.Coriell and S.C.Hardy, J.App.Phys, Vol 40, NO.4 (1969); S.C.Hardy and S.R.Coriell, J.Crystal Growth 3, (1968) 569; Y.Furukawa and K.Nagashima, Applied Mathematical Sciences **7**, NO.3, Sept , 28-43 (1997) Japanese. related references are therein.
  - [5] J.S.Wettlaufer, M. G. Worster, L. Wilen, and J.G. Dash, Phys. Rev. Lett. 76, 3602 (1996).
  - [6] Ashton G.D., Heat Transfer Fluid Mech.Inst., Proc.(1972) 200-213.; Ashton G.D. and Kennedy J.F., J.Hydraul.Div. ASCE 98, (1972) 1603-1624; Carey K.L. Geol.Surv.Prof. Pap. 550-B, (1966) B192-198; Gilpin R.R., Hirata T., Cheng K.C., J.Fluid Mech. **99**, (1980) 619-640; Hsu K.S., PhD thesis. Univ.Iowa (1973) 147pp; Hsu K.S., Locher F.A., Kennedy J.F., J.Heat Transfer 101 (1979) 598-602.; Larsen P.A., J.Boston Soc.Div.Eng., 56 (1969) 45-67.; Thorsness C.B. and Hanratty T.J., AIChE J.,25 (1979) 686-697, 697-701.; Summary is given in: M.Epstein and F.B.Cheung, Ann.Rev.Fluid Mech., 15 (1983) 293-319.
  - [7] D.J.Benney, J.Math.Phys., **45**, (1966) 150-155.
  - [8] L.Landau and E.Lifschitz, "Fluid Mechanics", 2nd ed. (Pergamon, Oxford UK, 1987)
  - [9] The amplification rate of fluctuation is depending on its wavelength. Only the fluctuation with largest rate can be observed and other modes will be observed as small noise. The constant rate  $\dot{\delta}/\delta$  means the exponential development in time, so the difference of rate gives far large difference in amplitude of fluctuation in long time scale. In this sense such a mode distribution like Fig.4 will be hidden in other external noise, and it can not be observed in experiments. This situation is the same as original MS theory.