

Rectification and Phase Locking For Particles on Two Dimensional Periodic Substrates

C. Reichhardt, C.J. Olson and M.B. Hastings

Center for Nonlinear Studies, Theoretical, and Applied Physics Division, Los Alamos National Laboratory, Los Alamos, NM 87545

(November 2, 2018)

We show that a novel rectification phenomena is possible for overdamped particles interacting with a 2D periodic substrate and driven with a longitudinal DC drive and a circular AC drive. As a function of DC amplitude, the longitudinal velocity increases in a series of quantized steps with transverse rectification occurring near these transitions. We present a simple model that captures the quantization and rectification behaviors.

PACS numbers: 05.45.Ac, 05.60.Cd, 05.45.Pq, 05.40.-a.

Particles transported through periodic potentials under an AC drive exhibit a remarkable variety of nonlinear behavior. One of the most intensely studied phenomena found in these systems is the phase-locking that occurs when the external AC frequency matches the frequency of motion over the periodic potential, such as the well-known Shapiro steps observed in the $V(I)$ curves of Josephson-junction arrays [1]. Phase locking steps in transport curves are also seen in other systems such as charge density waves [2] and vortices in superconductors with periodic substrates [3–5]. If the potential through which the particle moves is asymmetric, a rectification or ratchet effect can occur [6–10] in both thermal [6,7] and deterministic ratchets [8]. The ratchet effect has been studied in the context of biological motors [6] and can be utilized for practical applications such as particle segregation [6,8], atom transport in optical lattices [7], and fluxon removal in superconducting devices [9,10]. In deterministic ratchets, as a function of AC amplitude, a complex series of phases appear in which rectification in either direction and current reversals can occur [8].

In this work we study a novel form of rectification and phase locking for an overdamped particle without thermal effects moving in a 2D periodic substrate under an applied longitudinal DC drive (\mathbf{f}_{DC}) and two AC drives: \mathbf{f}_{AC}^x in the longitudinal direction 90 degrees out of phase from \mathbf{f}_{AC}^y in the transverse direction. For AC amplitude A large enough that the stationary ($\mathbf{f}_{DC} = 0$) particle orbit encircles at least one substrate potential maximum, we find that the longitudinal velocity increases in a series of steps as \mathbf{f}_{DC} increases, and that near the transition between two steps a rectification in the *transverse* direction occurs. The steps correspond to drives at which the particle motion forms orbits commensurate with the substrate period. The transverse rectification occurs when the DC drive imposes an asymmetry on the particle orbit, interfering with the commensuration and allowing particles to “leak” through the substrate in the transverse direction. The rectification is predominantly in one direction; however, reversals of the rectification also occur. We capture the qualitative features of the steps and rectification with a simple model, and show that our results

are generic. The behavior we describe can be observed in vortices in superconductors with periodic pinning, as well as overdamped charged particles such as colloids interacting with periodic substrates. In addition, the rectification could be useful for particle species segregation, such as in polydisperse colloidal systems.

As a model for vortices in superconductors or colloids in solution, we consider an overdamped particle moving in 2D interacting with a repulsive periodic substrate according to the equation of motion: $\mathbf{f}_i = \mathbf{f}_s + \mathbf{f}_{DC} + \mathbf{f}_{AC} = \eta \mathbf{v}_i$, with $\eta = 1$. The force from the substrate, a square array of side a , is $\mathbf{f}_s = -\nabla U(r)$; the form of $U(r)$ is discussed below. We consider a system of size $8a \times 8a$. The DC drive \mathbf{f}_{DC} is applied along the symmetry axis of the pinning array, in the x or longitudinal direction. The AC drive is $\mathbf{f}_{AC} = A \sin(\omega_A t) \hat{\mathbf{x}} + B \cos(\omega_B t) \hat{\mathbf{y}}$. Note that there is *no* DC driving component in the y or transverse direction. We fix $w_A/w_B = 1.0$ and $A = B$, and examine both the longitudinal time averaged particle velocity $\langle V_x \rangle$ and the transverse velocity $\langle V_y \rangle$. \mathbf{f}_{DC} is increased from 0 to 1.0 in increments of 0.0001, with 3×10^5 time steps spent at each drive to ensure a steady state.

To model specific systems, we consider periodic substrate potentials created by pinned particles, such as vortices in a periodic array of holes [11] or magnetic dots [12]. Once all the holes are filled with a vortex, any remaining vortices sit in the interstitial regions between holes. An unpinned vortex experiences a smooth periodic substrate created by the interactions with the pinned vortices. Phase locking of AC and DC driven interstitial vortices can occur, and has been observed in experiments [4] and simulations [5]. For $\mathbf{f}_{AC} = 0$, there is a finite DC depinning threshold for the interstitial vortices. For $\mathbf{f}_{DC} = 0$, two crossed AC drives with small amplitudes A cause the vortex to move in a circle in the interstitial regions. At increasing A , there are stable vortex orbits which encircle one pinned vortex, then four, nine, and so on. We concentrate on A large enough to generate orbits encircling one or more pinned vortices. For the pinned particles, we use the potential for vortices in a thin film superconductor, $U(r) = -\ln(r)$, and employ a

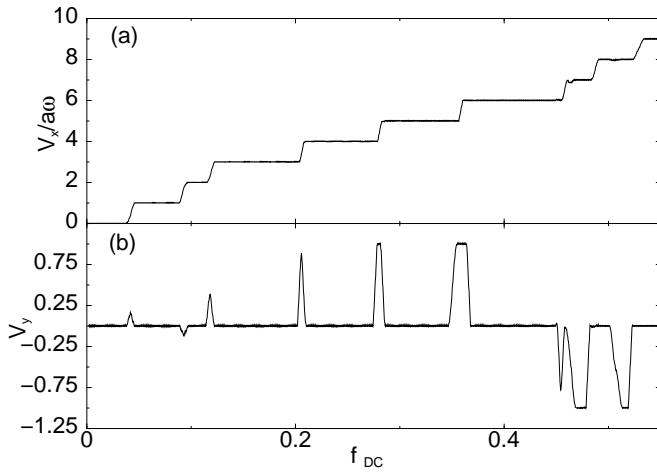


FIG. 1. (a) Longitudinal velocity V_x vs driving force f_{DC} which is applied in the x direction. (b) Corresponding transverse velocity V_y vs f_{DC} .

summation technique [14] for the long range interaction. We have also considered potentials for unscreened or screened charges with interaction of $U(r) = 1/r$ and $U(r) = e^{-\kappa r}/r$, respectively.

In Fig. 1(a) we show the longitudinal velocity $V_x/(a\omega)$ versus f_{DC} for a particle in a system with $U(r) = -\ln(r)$, and $A = B = 0.36$. For these parameters, at $f_{DC} = 0$ the particle encircles one pin for $0.29 < A < 0.4$. As shown, V_x increases in quantized steps with step heights of $\Delta V_x = a\omega$. We label a step n according to the value of V_x on the step, $V_x = na\omega$. The widths of the integer steps varies with A and ω in an oscillatory manner. There are also some fractional steps with heights $\Delta V_x = (p/q)a\omega$ where p and q are integers such that $p/q < 1.0$.

In Fig. 1(b) we show the transverse velocity $V_y/(a\omega)$ versus f_{DC} . Since there is no net DC force in the transverse direction, $V_y = 0$ for most values of f_{DC} . Near the steps in V_x , however, V_y is nonzero, indicating that rectification is occurring. The first rectification, in the positive y direction, occurs at the $n = 0 \rightarrow 1$ step, while at the $n = 1 \rightarrow 2$ step the rectification is in the *negative* y direction. For the higher steps, positive rectification regions with increasing widths appear, while near the $n = 7 \rightarrow 8$ step there are regions of negative rectification.

Some of the rectification phases have very well defined heights of $\Delta V_y = \omega a$. These include the positive rectification phases at $3 \rightarrow 4$, $4 \rightarrow 5$, and $5 \rightarrow 6$, as well as the negative rectification phases at $6 \rightarrow 7$ and $7 \rightarrow 8$. On these rectification plateaus, we find that the particle moves in only one type of orbit. The other rectification phases do not have a well defined height, including $0 \rightarrow 1$, $2 \rightarrow 3$, as well as some portions of the $6 \rightarrow 7$ and $7 \rightarrow 8$ regions. In these phases, for any fixed f_{DC} the particle jumps intermittently between different rectifying orbits with transverse velocities $(p/q)a\omega$.

For all of the rectifying regions, if the polarity of the

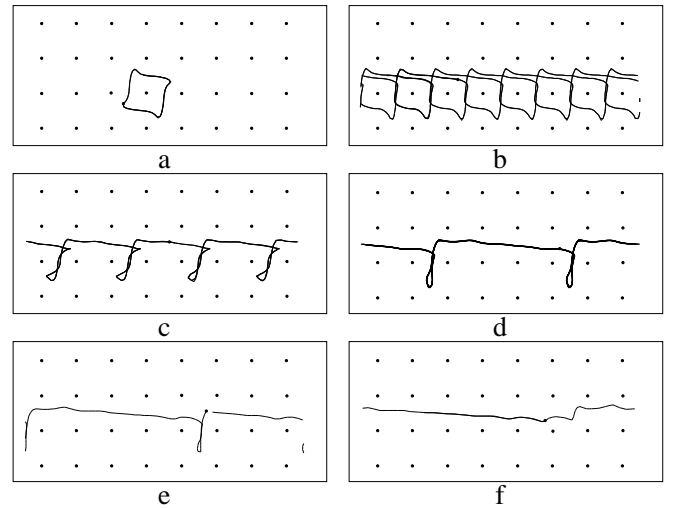


FIG. 2. Trajectories for fixed f_{DC} for different non-rectifying regions seen in Fig. 1. The black dots denote the location of the fixed particles or the potential maxima of the periodic substrate. Shown are steps with: (a) $n = 0$, (b) $n = 1$, (c) $n = 2$, (d) $n = 4$, (e) $n = 5$, and (f) $n = 8$.

AC drive is reversed, V_x remains unchanged while V_y changes to $-V_y$. If the waiting time between DC drive increments is increased, the results are unchanged. The phases described here remain stable when the system is started from a fixed f_{DC} value, and are not transient phenomena. We have considered various system sizes with even and odd numbers of lattice constants a . As the system size varies, certain orbits become incommensurate with the system length and precess spatially; however, the velocity curves are not affected by the system size.

In Fig. 2 we illustrate representative non-rectifying particle orbits for V_x steps of $n = 0, 1, 2, 4, 5$, and 8 . For $n = 0$ [Fig. 2(a)], $V_x = 0$, and the particle moves in a confined square orbit which encircles one pin. For $n = 1$ [Fig. 2(b)] there is a net motion in V_x , and the particle circles around one pin before moving over to the next plaquette. For $n = 2$ [Fig. 2(c)] the orbit does not encircle a pin but forms a small loop which repeats every second plaquette. For $n = 4$ and $n = 5$ [Fig. 2(d,e)], orbits similar to $n = 2$ occur, with the loop motion now repeating at every fourth or fifth plaquette, respectively. A similar process continues up through the $n = 7$ step. For the $n = 8$ step [Fig. 2(f)] and above, the particle is moving fast enough that the transverse width of the orbit is less than a , and no loops appear.

Figure 3 shows representative rectifying orbits. The particle orbits differ below and above a given step, as illustrated in Fig. 3(a,b) for the $n = 3 \rightarrow 4$ step. Below the step [Fig. 3(a)], the particle moves $3a$ in the x direction and a in the positive y direction in a single period. A loop forms when the particle moves in the y direction. Above the step [Fig. 3(b)], the particle moves $4a$ in the x direction but still only a in the y direction in one period;

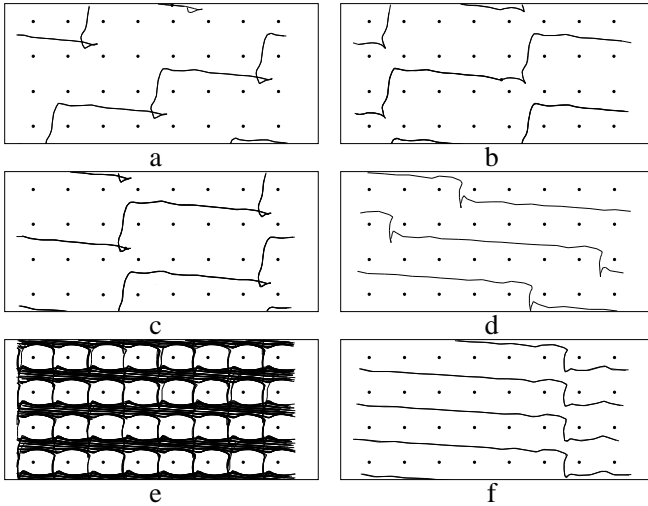


FIG. 3. Trajectories for fixed \mathbf{f}_{DC} for different rectifying regions seen in Fig. 1. The black dots denote the location of the fixed particles or potential maxima of the periodic substrate. (a) right before $n = 3 \rightarrow 4$ step, (b) right after $n = 3 \rightarrow 4$ step (c) right before $n = 4 \rightarrow 5$ step, (d) negative rectification phase below the $n = 6 \rightarrow 7$ step ($\mathbf{f}_{DC} = 0.454$), (e) negative rectification region on the $n = 7 \rightarrow 8$ step ($\mathbf{f}_{DC} = 0.465$), (f) negative rectification region on $n = 8$ step ($\mathbf{f}_{DC} = 0.514$).

therefore, V_y does not change at the V_x jump. In Fig. 3(c), below the $n = 4 \rightarrow 5$ step, an orbit similar to that of Fig. 3(a) appears, except that the particle moves $4a$ in the x direction in each period. The rectifying orbit above the $4 \rightarrow 5$ step resembles that of Fig. 3(b), with the particle moving $5a$ in the x direction in one period. In Fig. 3(d) ($\mathbf{f}_{DC} = 0.454$) we show the negative rectification phase below the $n = 7 \rightarrow 8$ step. Here the particle jumps a in the negative y direction every seventh plaquette through a small kink. We do not observe loops in the trajectories for the negatively rectifying phases. Figure 3(e) ($\mathbf{f}_{DC} = 0.465$) illustrates trajectories for a particle in the negative rectification region close to the $n = 7 \rightarrow 8$ step. The particle does not move in a specific orbit, but jumps intermittently over time between different orbits with $V_y = (p/q)a\omega$; however, V_x remains fixed. Similar intermittent trajectory patterns appear in the rectifying phases near $n = 0 \rightarrow 1$, $1 \rightarrow 2$, and $2 \rightarrow 3$. Intermittent patterns occur only on the lower steps; above the $n = 8$ step, only stable rectifying trajectories occur, as illustrated in Fig. 3(f) ($\mathbf{f}_{DC} = 0.514$).

Rectifying phases occur for any A large enough that the particle trajectory at $\mathbf{f}_{DC} = 0$ encircles more than one pin. We have measured $V_y/a\omega$ for the same system shown in Fig. 1, but with an orbit at $A = 0.42$ that encircles four pins. As in Fig. 1, steps in V_x and transverse rectification in V_y appear, but the step heights are now $\Delta V_x = 2a\omega$. We find that as A is further increased, orbits that stably encircle p^2 pins, with p integer, produce steps of height $\Delta V_x = pa\omega$. We obtain very similar results for substrates

with a $1/r$ or $e^{-\kappa r}/r$ interaction.

The quantization of the particle velocity on the plateaus and the intermittent transitions between orbits can be explained using general properties of nonlinear maps. Define a map $(x, y) \rightarrow (x' + n_x a, y' + n_y a)$, from the position of the particle at the start of a period to that at the end, where we may restrict to $0 \leq x, y, x', y' \leq a$, with n_x, n_y integer. If there is a stable fixed point, $(x, y) = (x', y')$, then the particle translates by $(n_x a, n_y a)$ in time ω^{-1} and so has average velocity V_x, V_y quantized in multiples of $a\omega$, as found above. If the q -th power of the map has a stable fixed point, there are instead steps of fractional heights $(p/q)a\omega$.

As \mathbf{f}_{DC} increases, the periodic orbit becomes unstable, and a different periodic orbit with larger V_x appears. This new orbit will be the next stable periodic orbit at higher drive. The transition to the new orbit can occur in one of three ways. (1) If both periodic orbits are stable simultaneously, the particle velocity will depend on the initial conditions in the transition regime. This was not observed. (2) The second periodic orbit could become stable at the same time that the first orbit becomes unstable. This behavior, which gives rise to infinitely sharp jumps in V_x , is not generic and hence not expected. (3) There can be a finite range of drive containing no stable periodic orbits. Over this range, the average velocity is not quantized. If, however, some orbits are close to stable, the particle will spend long times in these orbits, giving rise to intermittent behavior. This behavior is consistent with what we observe.

We now turn to a specific toy model illustrating some of these ideas. Consider a particle in a lattice of repulsive sites with $a = 1$, where the potential minima between repulsive sites are at integer x and y values. The y position of the particle is constrained to take only integer values, but the x position can be any real value. To model the translation of the particle through the lattice, we separate the x and y motion, so that the particle moves first (i.) right, then (ii.) down, then (iii.) left, then (iv.) up. (i.): We apply the rule $x \rightarrow x + v_r$. (ii.): If x is within 0.25 of an integer, x is set to that integer and y is decremented by one. (iii.): Apply $x \rightarrow x - v_l$. (iv.): As in (ii.) except y is incremented by one. Here v_r and v_l are the velocity of the particle in the rightward and leftward parts of the cycle, respectively. In steps (ii.) and (iv.), the particle will only move to a new y position if it reaches the minima between sites at the correct phase of the driving period, when transverse motion is possible. In this case, the particle slips into the next row and the x coordinate of the particle is set to midway between the pinning sites. In Fig. 4 we show the time-averaged velocities V_x and V_y obtained with this model for fixed $v_l = 1.15$ and increasing v_r , representing increasing \mathbf{f}_{DC} . As shown, this simple model produces both plateaus and ratcheting behavior. The sharp jumps in the velocity values are due to the discontinuity of the map function,

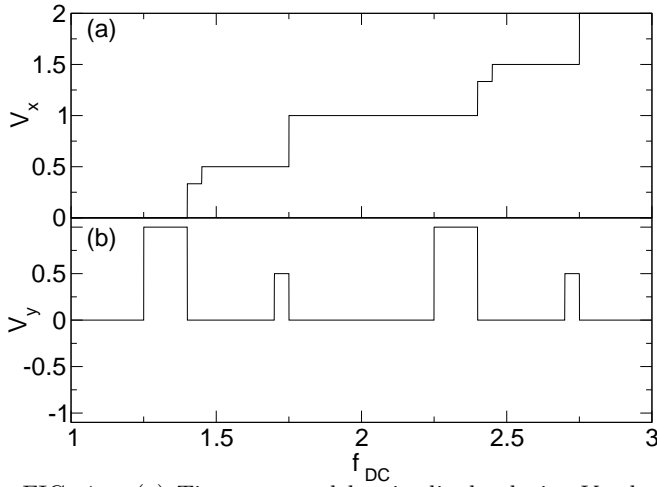


FIG. 4. (a) Time averaged longitudinal velocity V_x obtained from model. (b) Corresponding transverse velocity V_y .

as in case (2) above; for smoother map functions, these jumps acquire a small but finite width. More complicated maps produce richer behavior, including occasional regimes of negative V_y .

The ratcheting behavior in both the model and simulations occurs near transitions in V_x when the number of pinning centers the particle passes in one period changes, making it possible for the particle to interact asymmetrically with the pinning sites. For a clockwise orbit, the particle moves rapidly on the upper portion of the orbit, and is likely to scatter off the pinning site below when the orbit does not quite match na . On the lower part of the orbit, however, the particle is moving more slowly, and is likely to slip between the pinning sites above in spite of a small mismatch. The particle thus tends to ratchet in the positive y direction. If the DC drive is reversed, downward motion should be preferred, as we observe.

Finally, we note that much of this behavior is specific to two or more dimensions. Consider a map $x \rightarrow x'$, subject to $x + a \rightarrow x' + a$ and $dx'/dx \geq 0$, true for overdamped motion in one dimension. It can then be shown that it is not possible to have stable periodic orbits with different values of the current. Systems with Shapiro steps do not exhibit jumps.

The phases we have described should be experimentally observable for vortex motion in superconductors with periodic pinning arrays and Josephson-junction arrays for low flux filling or rational filling fractions where vortex-vortex interactions are reduced. The rectifying properties discussed here can also be a powerful tool for species separation. For example, colloids with different charges or DC mobilities driven through a periodic array would be active ratchets since the rectified velocities can be controlled by $n\omega a$, unlike thermal ratchets which rely on Brownian motion. Another system in which the longitudinal velocity steps and transverse rectification could be observed is electrons undergoing classical cyclotron orbits in anti-dot arrays [13] for orbits where electrons

encircle at least one anti-dot.

In conclusion, we have found that a novel form of rectification and phase locking occurs for a particle with a DC drive in the longitudinal direction and circular AC drive moving in a periodic substrate where the amplitude of the AC drive is large enough that the particle can encircle at least one substrate potential maximum. We find that the longitudinal velocity increases in a series of steps of height $n\omega a$. Along these steps the particle moves in orbits that are commensurate with the periodicity of the substrate. For regions near the longitudinal step, transitions to rectification in either transverse direction occurs. We have specifically demonstrated this model for vortices in superconductors with periodic pinning arrays and overdamped charge particles. With a simple toy model we have shown that the qualitative features of the phase locking and rectification can be captured.

Acknowledgments—We thank M. Chertkov and Z. Toroczkai for useful discussions. This work was supported by US DOE W-7405-ENG-36.

-
- [1] A. Barone and G. Paterno, *Physics and Applications of the Josephson Effect* (Wiley, New York, 1982; S.P. Benz *et al.*, Phys. Rev. Lett. **64**, 693 (1990).
 - [2] G. Grüner, Rev. Mod. Phys. **60**, 1129 (1988); R.E. Thorne, Physics Today, **49**, No. 5, 42 (1996).
 - [3] P. Martinoli *et al.*, Sol. St. Commun. **17**, 205 (1975).
 - [4] L. Van Look *et al.*, Phys. Rev. B **60**, R6998 (1999).
 - [5] C. Reichhardt *et al.*, Phys. Rev. B **61**, R11 914 (2000); **64**, 134508 (2001).
 - [6] M. Magnasco, Phys. Rev. Lett. **71**, 1477 (1993); R.D. Astumian, Science **276**, 917 (1997); F. Jülicher, A. Ajdari, and J. Prost, Rev. Mod. Phys. **69**, 1269 (1997); J. Rousset *et al.*, Nature (London) **370**, 446 (1994).
 - [7] C. Mennerat-Robilliard *et al.*, Phys. Rev. Lett. **82**, 851 (1999).
 - [8] R. Bartussek, P. Hänggi, and J.C. Kissner, Europhys. Lett. **28**, 459 (1994); P. Jung, J.G. Kissner, and P. Hänggi, Phys. Rev. Lett. **76**, 3436 (1996); J.L. Mateos, Phys. Rev. Lett. **84**, 258 (2000).
 - [9] C.S. Lee *et al.*, Nature (London) **400**, 337 (1999); J.F. Wambaugh *et al.*, Phys. Rev. Lett. **83**, 5106 (1999); C.J. Olson *et al.*, Phys. Rev. Lett. **87**, 177002 (2001).
 - [10] I. Zapata *et al.*, Phys. Rev. Lett. **77**, 2292 (1996); S. Weiss *et al.*, Europhys. Lett. **51**, 499 (2000); G. Carapella and G. Costabile, Phys. Rev. Lett. **87**, 077002 (2001).
 - [11] A.T. Fiory, A.F. Hebard, and S. Somekh, Appl. Phys. Lett. **32**, 73 (1978); M. Baert *et al.*, Phys. Rev. Lett. **74**, 3269 (1995); K. Harada *et al.*, Science **274**, 1167 (1996).
 - [12] J.I. Martín *et al.*, Phys. Rev. Lett. **83**, 1022 (1999); M.J. van Bael *et al.*, Phys. Rev. Lett. **86**, 155 (2001).
 - [13] D. Weiss *et al.*, Phys. Rev. Lett. **66**, 2790 (1991); R. Fleischmann, T. Geisel and R. Ketzmerick, Phys. Rev. Lett. **68**, 1367 (1992).
 - [14] N. Grønbech-Jensen, Int. J. Mod. Phys. C **7**, 873 (1996).