

# Absence of Spontaneous Spin and Valley Polarization at the Metal-Insulator Transition in Si-inversion Layers

V. M. Pudalov<sup>a,b</sup>, M. E. Gershenson<sup>a</sup>, and H. Kojima<sup>a</sup>

<sup>a</sup> Department of Physics and Astronomy, Rutgers University, New Jersey 08854, USA

<sup>b</sup> Lebedev Physics Institute/Lebedev Research Centre in Physics, 119991 Moscow, Russia  
(February 7, 2020)

We have analyzed our data on the spin susceptibility for Si-inversion layers in a wide density range  $n = (0.98 - 40) \cdot 10^{11} \text{ cm}^{-2}$ , in terms of a potential critical behavior  $\chi \propto (n - n_c)^{-1}$ . The density range includes the critical density  $n_c$  of the apparent metal-insulator transition. Because of the unknown range of densities to be included in the critical analysis, the fitting parameters  $n_c$  and  $\chi_0$  are determined with large uncertainties. Nevertheless, the upper limit for the Stoner density  $n_s$  is found to be less than  $n_c$ . As a direct probe of the spin polarization, we measured Shubnikov-de Haas oscillations in weak magnetic fields; their period shows that the electron states remain fourfold degenerate down to  $n = 0.96n_c$ . These data rule out spontaneous spin and valley polarization for  $n > 8.34 \cdot 10^{10} \text{ cm}^{-2}$ , though do not exclude such possibility for lower densities.

71.30.+h, 73.40.Qv

Despite intensive experimental and theoretical efforts (see, e.g., Ref. [1] for a bibliography), the phenomenon known as the metal-insulator transition in two dimensions (2D MIT) remains to be the subject of ongoing discussion. This phenomenon addresses a fundamental problem of the ground state of strongly correlated and disordered electron systems. The dimensionless parameter which characterizes the electron-electron interactions is  $r_s$ , the ratio of the Coulomb interaction energy  $E_{ee}$  to the Fermi energy  $E_F$ . In (100) Si-inversion layers, the 2D MIT is observed at a critical electron density  $n_c \approx 1 \cdot 10^{11} \text{ cm}^{-2}$ , which corresponds to  $r_s \approx 8$  ( $r_s = 2.63 \cdot (10^{12} \text{ cm}^{-2} / n)^{1/2}$  [2]).

According to the Fermi liquid theory [3], strong interactions enhance the effective spin susceptibility and drive an electron system towards ferromagnetic instability: such transition in 2D is predicted at  $r_s = 13$  [4]. The ferromagnetic instability might be a precursor of the 2D MIT [5]. In experimental papers [6,7], there was suggested an interesting interpretation of the parallel-field magnetoresistance in Si-inversion layers that implied a critical behaviour of  $\chi$  at a critical density  $n = n_c$ , i.e. simultaneous occurrence of the 2D MIT and ferromagnetic instability. Recent direct measurements of a strong enhancement of  $\chi$  for mobile electrons in the vicinity of the 2D MIT [8,9] provide further motivation to explore interrelation between the MIT and the potential Stoner instability in a dilute 2D system.

In search for ferromagnetic instability, we have conducted (i) critical analyses of the direct data on the spin susceptibility of mobile electrons [9] and (ii) measurements of the degeneracy of the electron system down to and across the 2D MIT. Information on  $\chi$ , which is proportional to the product of the effective  $g$ -factor  $g$  and electron mass  $m$ , was obtained from the study of beating of the Shubnikov-de Haas (SdH) oscillations of the resistivity  $\rho_{xx}$  in crossed magnetic fields [9,10]. The

fields were sufficiently weak ( $0.2 - 0.4 \text{ T}$ ) to ensure zero field (linear susceptibility) limit. The quantum oscillations were measured from 'metallic' to insulating regime, across the 2D MIT; changes, if any, of the spin/valley degeneracy would be reflected in the period of oscillations.

We find that the observed enhancement can not be interpreted unambiguously in terms of the critical behavior  $\chi \propto (n - n_c)^{-1}$ : in a situation where the acceptable critical interval  $n$  is unknown, the uncertainties of the Stoner density  $n_s$  and the critical exponent are too large. Depending on the chosen 'critical' interval of densities, any value  $n_c$  may be chosen in a range  $n_c = (0.8 - 0.95) \cdot 10^{11} \text{ cm}^{-2}$  with resulting standard deviation being nearly constant. More importantly, our SdH measurements over the range of electron densities  $n = (0.98 - 1.3) \cdot 10^{11} \text{ cm}^{-2}$  show that the period of oscillations corresponds to the spin degeneracy two even in the presence of external magnetic field  $B = 0.5 \text{ T}$ . Within this range of densities, the temperature derivative of the resistivity  $d\rho/dT$  changes sign, at  $n_c = (1.02 - 1.01) \cdot 10^{11} \text{ cm}^{-2}$  for the studied sample; this phenomenon is currently associated with the 2D MIT [1]. We conclude therefore that (i) the spin polarization does not occur spontaneously in Si-inversion layers for  $r_s$  up to at least 8.4, and (ii) the observed change in the  $d\rho/dT$  sign is not related to ferromagnetic instability.

Our resistivity measurements were performed using the crossed-field technique [10] at the bath temperatures  $(0.05 - 0.2) \text{ K}$ . The electron temperature, determined from both the temperature dependence of the oscillations amplitude and the weak localization measurements, was found to be  $T_e \approx 0.2 \text{ K}$ . Measurements have been done mainly on (100) Si-MOS sample Si6-14 with dimensions  $2.5 \times 0.256 \text{ mm}^2$  and the gate oxide thickness  $190 \text{ nm}$ . The density  $n$  of mobile electrons was controlled by the front gate and determined from the period of SdH oscillations at a given  $V_g$ . In all measurements, we applied an

in-plane field  $B_{\parallel} = 0.02$  T for quenching the superconductivity of the Al-contact pads and gate electrode.

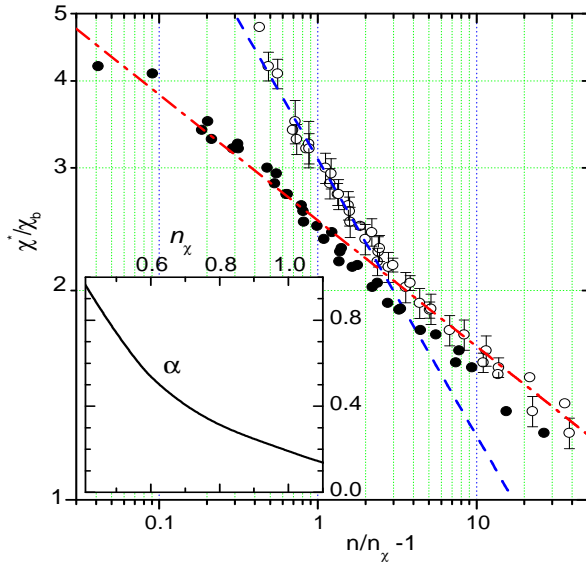


FIG. 1. Log-log plots of the normalized spin susceptibility  $\chi/\chi_0$  vs  $(n/n_c - 1)$  for two values of  $n$ :  $0.7 \times 10^{11} \text{ cm}^{-2}$  (open dots) and  $1 \times 10^{11} \text{ cm}^{-2}$  (closed dots). The straight lines correspond to the critical behavior  $\chi/\chi_0 \propto (n/n_c - 1)^{-1}$ . The inset shows the critical index  $\alpha$  vs  $n$  in the interval  $n/n_c < 2$ . Note that the data from Ref. [9], measured for different samples, collapse onto the universal curve, whereas the critical density  $n_c$  is sample dependent [11].

Figure 1 represents direct (and the most detailed so far) data on the spin susceptibility  $\chi = g m_B g_B$  ( $m_B = \hbar v_F$ ) determined from SdH oscillations [9] ( $\chi$  is normalized by its band value  $\chi_0$ ). To see whether the density dependence of  $\chi$  shows a critical behavior, we plotted the data as a function of  $\log(n/n_c - 1)$ . As  $n$  varies, the  $\log \chi/\chi_0$  vs  $\log(n/n_c - 1)$  plot varies from sub-linear to super-linear; the most noticeable change of the logarithmic plots occurs in a width  $\Delta n$  of the interval over which a power-law behavior holds. The widest range,  $n = (1 - 30) \times 10^{11} \text{ cm}^{-2}$ , of the quasi-linear behavior corresponds to  $n = 0.8 \times 10^{11} \text{ cm}^{-2}$ , which is 20% less than the critical density of the MII,  $n_c$ . As examples, we presented in Fig. 1 two dependences  $\chi/\chi_0(n)$  with  $n = 0.7 \times 10^{11} \text{ cm}^{-2}$  and  $n = 1 \times 10^{11} \text{ cm}^{-2}$ .

It is unknown a priori how wide the interval of densities  $n/n_c$  for the critical power-law fitting should be. Both  $\chi$  and  $n$  can vary over a wide range (see inset to Fig. 1). Fits may be forced by selecting any value for  $n$  over the range  $(0.4 - 1.0) \times 10^{11} \text{ cm}^{-2}$  provided the data points for  $n < n_c$  are disregarded. Specially, if we choose arbitrarily the interval  $n/n_c < 2$  the standard deviation changes only by a factor of 1.2 when  $n$  is varied from  $0.6$  to  $0.95 \times 10^{11} \text{ cm}^{-2}$ . The minimum of  $\chi/\chi_0$  corresponds to  $n = (0.88 - 0.93) \times 10^{11} \text{ cm}^{-2}$  and  $\alpha = 0.28 - 0.01$ . For a narrower interval,  $n/n_c < 0.5$ , we obtain, respectively,  $n = (0.93 - 0.92) \times 10^{11} \text{ cm}^{-2}$

and  $\alpha = 0.24 - 0.016$ . These values of  $n$  are lower than the critical density  $n_c = (1.02 - 0.91) \times 10^{11} \text{ cm}^{-2}$ , determined from the  $d\chi/dT = 0$  criterion [1]. Taking into account the uncertainty in determination of  $n_c$  using different criteria [12] and of  $\alpha$ , we conclude that presently available data on  $\chi$  cannot provide an unambiguous evidence for its critical behavior at the 2D MII.

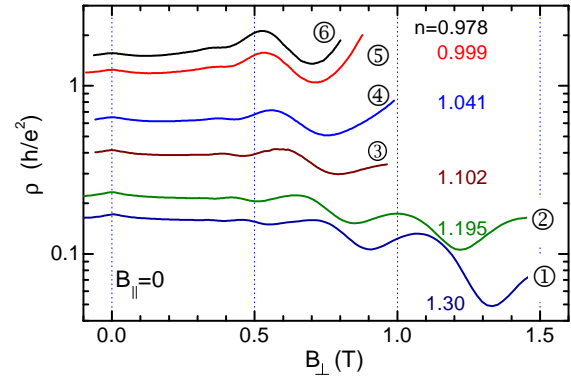


FIG. 2. Shubnikov-de Haas oscillations for six electron densities near the critical density. The bath temperature  $T_b = 0.1$  K, the density values are given next to each curve in units of  $10^{11} \text{ cm}^{-2}$ . Curves 3-6 are terminated at the onset of a large insulating peak in  $\chi_{xx}$  [13].

To test directly, whether or not the spin degeneracy changes spontaneously across the 2D MII, we focus below on the periodicity of the SdH oscillations, the quantity which is determined by Landau quantization and is not renormalized by interactions. Typical traces of the resistivity  $\chi_{xx}$  as a function of  $B_{\perp}$  are shown in Figs. 2 and 3. Due to the high electron mobility, oscillations were detected in fields down to 0.2 T.

For such low densities as presented in Fig. 2, the oscillations  $\chi_{xx}(B_{\perp})$  are shaped mostly by the spin energy gaps [8,9,14,15]. Figure 3 and its right inset show that the magnitude of oscillations increases with a parallel magnetic field  $B_{\parallel}$ . This shows that the spin splitting  $\epsilon_z = g_B B_{\parallel}$  is within the interval  $1 < \epsilon_z/\hbar v_F < 2$ . This inequality is in a good agreement with the measured  $g m_B$  values [9] which control the calculated energy spectrum (shown in the left inset in Fig. 3). In particular, the oscillation A-B' in Fig. 3 corresponds to the spin-gap  $\epsilon_z = 10$  between levels 2' and 2#, and oscillation C-D' to the spin-gap  $\epsilon_z = 6$  between levels 1' and 1# [16].

The oscillatory component  $\chi_{xx}^{\text{osc}}$  was obtained by subtracting the monotonic "background" magnetoresistance from the  $\chi_{xx}(B_{\perp})$  dependences shown in Fig. 2. The theoretical expression for the oscillatory component of the magnetoresistance is as follows [17]:

$$\frac{\chi_{xx}^{\text{osc}}}{\chi_0} = \sum_s A_s \cos\left[s \left(\frac{\hbar v_F}{e B_{\perp}} - 1\right) Z_s\right]; \quad (1)$$

where the Zeeman term  $Z_s = \cos[\text{sh}(\epsilon_z/\hbar v_F - \epsilon_z/\hbar v_F)] = \cos(\epsilon_z/\hbar v_F)$ .

The spin polarization of the interacting 2D electron system is [18]:

$$P = \frac{n^+ - n^-}{n} = P_Z + P_0 = \frac{B_{\text{tot}}}{g_b B} + P_0; \quad (2)$$

where  $n^+$  ( $n^-$ ) stands for the density of spin-up (spin-down) electrons,  $B_{\text{tot}} = \sqrt{B_z^2 + B_k^2}$ , and  $0 < P_0 < 1$  represents a spontaneous component. The harmonic amplitudes  $A_s$  are the known functions of the Dingle temperature  $T_D$  and renormalized effective mass  $m^*$  [17].

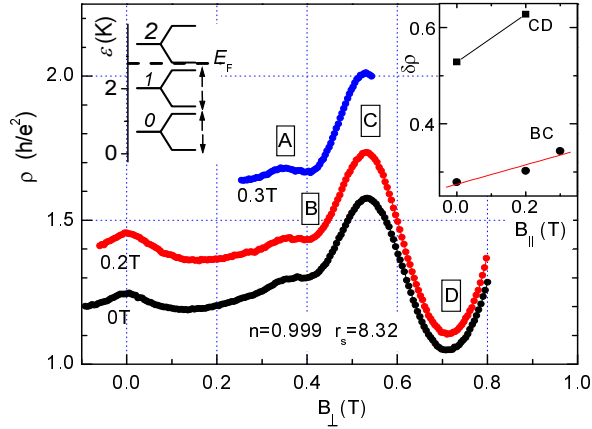


FIG. 3. Growth of the oscillations amplitude with the in-plane magnetic field  $B_k$ . The left inset shows the energy spectrum calculated with  $g_m = 8/7$  and  $m = 0.5$  [9] for two filled Landau levels at  $B_z = 0.5$  T. Vertical arrows depict spin polarization of levels and the direction of the corresponding level shift with  $B_k$ . The right inset displays amplitude (in units  $h/e^2$ ) of the BC' and CD' oscillations vs. the parallel magnetic field.

Figure 4 shows comparison between the measured and calculated  $\rho_{xx} = 0$  as a function of the Landau level filling factor,  $\nu = nh/eB_z$ . The data are normalized by the amplitude of the fundamental harmonic  $A_1$ , in order to magnify the low-field oscillations and facilitate the analysis. The dependences  $\rho_{xx}(\nu) = \rho_0 A_1$  in Figs. 4a-f correspond to the curves 1, 3-6 in Fig. 2. For modeling, we used the  $g_m(\nu)$  and  $m^*(\nu)$  values measured in Ref. [9]; the Dingle temperature is the only fitting parameter. We analyzed SdH oscillations over the low-field range  $B_z < 1$  T in order to diminish the magnetic field induced spin polarization and the inter-level interaction (the latter enhances  $g$  and causes its oscillations in stronger fields). In our experiment, this limitation was violated at  $\nu < 6$ ; this explains a poor fit of the  $\nu = 4$  oscillation in Fig. 4a. Figures 4d and e correspond to the insulating regime ( $n < n_c(B)$ ) [13]) and the fitting has only an illustrative character (the obtained  $T_D$  values are excessively low).

The minima of  $\rho_{xx}$  in Figs. 4 are located at  $\nu = 6; 10; 14; 18$ , in contrast to  $\nu = 4; 8; 12; 16$ , as observed for higher densities. This is in agreement with earlier

results [13-15] and with the model, Eq. (1). The phase of oscillations changes by  $\pi$  due to the sign change of the Zeeman factor  $Z_1$  in Eq. (1); this occurs at  $r_s \approx 6.3$  where  $\nu$  exceeds  $\nu_c = 2$  [9].

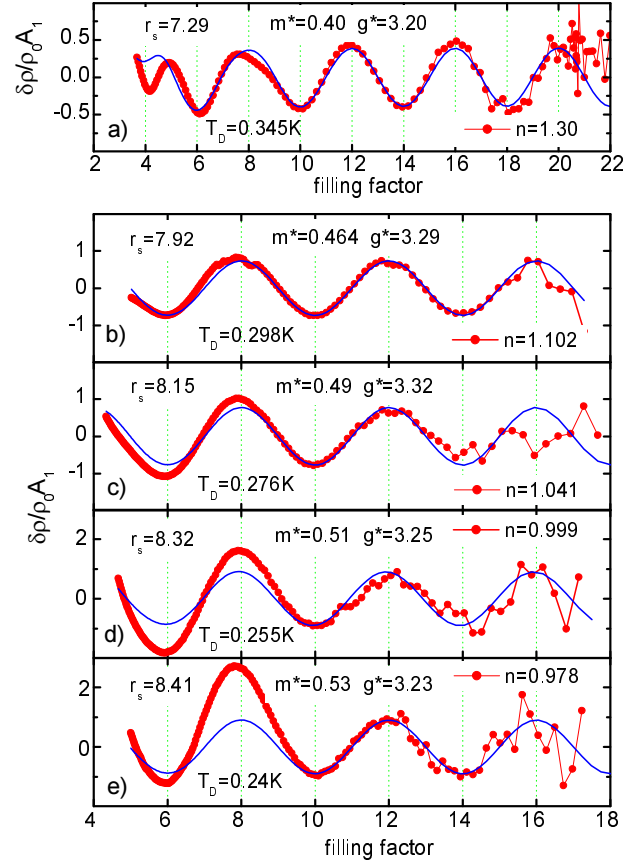


FIG. 4. Examples of data fitting with Eq. (1) for various densities. The data are shown as dots, the fits as the continuous lines. Both are normalized by  $A_1(B_z)$ .  $B_k = 0.02$  T, and  $T_b = 0.1$  K for all curves. Densities (in units of  $10^{11} \text{ cm}^{-2}$ ) and the values of  $r_s$ ,  $m^*$ ,  $g$ , and  $T_D$  are shown in each panel.

All the oscillations plotted in Figs. 4 demonstrate the period  $\Delta\nu = 4$  that corresponds to the double-degenerate (i.e. unpolarized) spin and valley system [16]. The calculated spin polarization factors  $P_Z$  for the model curves at  $\nu = 10$  (14) are 0.24 (0.17) in Fig. 4a, 0.3 (0.215) in Fig. 4b, 0.31 (0.22) in Fig. 4c, and 0.34 (0.244) in Fig. 4e. The only signature of the frequency doubling can be noticed for  $\nu = 4$  in Fig. 4a; however, lifting of the spin degeneracy is simply caused by the perpendicular field  $B_z > 1.5$  T and is therefore a regular field-induced spin polarization rather than a spontaneous one. Thus, we do not observe spontaneous spin or valley polarization transition over the explored range of  $r_s = 1.5 - 8.4$  which includes the MIT.

We have verified this conclusion by measuring SdH oscillations on the other three high mobility samples and

found the same periodicity  $\gamma = 4$  up to  $r_s = 8.9$ . Moreover, since we do not observe the complete spin polarization at  $r_s = 8.4$  in the presence of the perpendicular field up to 0.5 T (i.e. down to  $\gamma = 8$  in Fig. 4e), it seems reasonable to assume that at zero field, substantially higher  $r_s$  values should be required for the spontaneous polarization. As Figures 4 d,e show, for densities very close to  $n_c$ , the SdH oscillations do not exhibit beats over the observable interval  $\gamma = 5-17$ ; the same remains true in the presence of  $B_k = 0.3$  T (i.e. for  $P_0(B_k) = 0.12$ ). These results impose an upper limit on the spontaneous polarization at the MIT,  $P_0 < 0.2$ . We did not observe a hysteresis in  $\chi_{xx}$  as  $B_0$  or  $n$  was varied, even in the vicinity of  $n_c$ , which provides an additional evidence for the absence of the 1st order polarization transition at  $n = n_c$ .

As the density decreases further ( $< 0.97 \cdot 10^{11} \text{ cm}^{-2}$ ), the oscillations at  $\gamma = 6$  disappear, being overwhelmed by the growing insulating peak of  $\chi_{xx}$ , which occupies the wide range  $\gamma = 3-10$ . Two oscillations are still present for even lower densities in the activated transport regime [13,14], with  $\chi_{xx}$  minimum located at approximately  $\gamma = 2$  ( $B_0 = 1.5$  T) and at  $\gamma = 1$  ( $B_0 = 3$  T). In both cases, a complete spin polarization is caused by the applied field, and the period of the oscillations is not indicative of the spin degeneracy at zero  $B_0$ .

The conclusion we have drawn from our analysis differs from the one suggested in Refs. [6,7]. In these studies the features of the monotonic magnetoresistance in the in-plane field have been attributed to the development of spontaneous polarization. We see the following possible reasons for this discrepancy. (a) The data analyzed in Refs. [6,7] are indirectly related to the spin susceptibility; we believe that the parallel field magnetoresistance is related to spins of both mobile and localized electrons [19,20]. (b) Measurements in Refs. [6,7] were done in strong in-plane fields  $B_k$ , whereas the susceptibility values analysed in the present paper were taken in the low field linear regime. Our data [21] reveal substantial dependence of the susceptibility on  $B_k$ .

To summarize, we analyzed our direct experimental data on the renormalized spin susceptibility of mobile electrons in Si inversion layers over a wide density range, which includes the critical density  $n_c$  of the apparent 2D MIT. We demonstrated that when  $\gamma$  is forced to fit a critical density dependence ( $n = n_c + 1$ ) appropriate for the continuous phase transition, neither  $n$  nor  $\gamma$  could be determined unambiguously because of the unknown critical interval of densities. In order to probe directly the spin degeneracy of the electron states, we measured and analyzed Shubnikov-de Haas oscillations in low perpendicular fields. We found that the period of oscillations corresponds to double-degenerate spin and double-degenerate valley systems on both sides of the 2D MIT, up to  $r_s = 8.4-8.9$  (in different samples). Our results prove that the apparent 2D MIT in dilute 2D systems is not accompanied by a spontaneous zero field polarization of the carrier spins or valleys. However, our data do not rule out a possibility of such transition at smaller densities.

Authors are grateful to E. Abrahams, B. L. Altshuler, and D. L. Maslov for discussions. The work was supported by the NSF, ARO MURI, RFBR, INTAS, and the Russian Programs 'Physics of Nanostructures', 'Statistical Physics', 'Integration', and 'The State Support of Leading Scientific Schools'.

- 
- [1] E. Abrahams, S. V. Kravchenko, and M. P. Sarachik, Rev. Mod. Phys. 73, 251 (2001).
  - [2] The bare values of the Fermi energy  $E_F$ , the effective mass  $m_b = 0.19$ , and the dielectric constant  $\epsilon = 7.8$  at the Si-SiO<sub>2</sub> interface are used in the definition of  $r_s$ .
  - [3] A. A. Abrikosov, Fundamentals of the Theory of Metals, North-Holland, Amsterdam (1988). A. Ishihara, Electron Liquids, Springer-Verlag, Berlin (1997).
  - [4] A. Ishihara and L. C. Ioriatti, Jr., Phys. Rev. B 25, 5534 (1982).
  - [5] A. M. Finkelstein, Sov. Sci. Rev. A 14, 3 (1990).
  - [6] A. A. Shashkin, S. V. Kravchenko, V. T. Dolgoplov, and T. M. Klapwijk, Phys. Rev. Lett. 87, 086801 (2001).
  - [7] S. A. Vitkalov, H. Zheng, K. M. Mertes, M. P. Sarachik, and T. M. Klapwijk, Phys. Rev. Lett. 87, 086401 (2001). S. V. Vitkalov, M. P. Sarachik, and T. M. Klapwijk, cond-mat/0101196.
  - [8] T. Okamoto, K. Hosoya, S. Kawaji, and A. Yagi, Phys. Rev. Lett. 82, 3875 (1999).
  - [9] V. M. Pudalov, M. E. Gershenson, H. Kojima, N. Butch, E. M. Dzhur, G. Brunthaler, A. Prinz, and G. Bauer, cond-mat/0103081.
  - [10] M. E. Gershenson, V. M. Pudalov, H. Kojima et al., Physica E, to be published.
  - [11] V. M. Pudalov, G. Brunthaler, A. Prinz, G. Bauer, JETP Lett. 68, 442 (1998). cond-mat/0901077.
  - [12] B. L. Altshuler, D. L. Maslov, and V. M. Pudalov, Physica E 9, 209 (2001). cond-mat/0003032.
  - [13] M. D'Torio, V. M. Pudalov, and S. G. Semenchinsky, Phys. Rev. B 46, 15992 (1992).
  - [14] V. M. Pudalov, M. D'Torio, J. W. Campbell, Surf. Sci. 305, 107 (1994).
  - [15] S. V. Kravchenko, A. A. Shashkin, D. A. Blore, T. M. Klapwijk, Sol. State Commun. 116, 495 (2000).
  - [16] In the studied sample, the energy splitting between two electron valleys was resolved only in strong magnetic fields and we presume throughout the paper that the valley degeneracy is 2 in low fields.
  - [17] I. M. Lifshitz and A. M. Kosevich, Zh. Eks. Teor. Fiz. 29, 730 (1955). A. Ishihara, L. Smrcka, J. Phys. C: Solid State Phys. 19, 6777 (1986).
  - [18] Yu. A. Bychkov and L. P. Gor'kov, Sov. Phys.: JETP 14, 1132 (1982).
  - [19] V. M. Pudalov, G. Brunthaler, A. Prinz, and G. Bauer, cond-mat/0004206. cond-mat/0103087.
  - [20] V. I. Kozub and N. V. Agrinskaya, cond-mat/0104254.
  - [21] V. M. Pudalov, M. E. Gershenson, H. Kojima, to be published elsewhere.