

# Charge Distribution in a Kondo Correlated Quantum Dot

D. Sprinzak, Yang Ji, M. Heiblum, D. Mahalu and Hadas Shtrikman

Braun Center for Submicron Research, Department of Condensed Matter Physics, Weizmann Institute of Science, Rehovot 76100, Israel

(October 27, 2018)

We report here on a direct and non-invasive measurement of the charge and its distribution in a Kondo correlated quantum dot (QD). A non-invasive potential-sensitive detector in proximity with the QD reveals that even though the conductance of the QD is significantly enhanced as it enters the Kondo regime the net charge in the QD remains unaffected. This demonstrates the separation between spin and charge degrees of freedom in the Kondo effect. We find however, under certain experimental conditions, that an abrupt redistribution of the charge in the QD is taking place simultaneously with the onset of Kondo correlation. This suggests that the spin-charge separation in the Kondo effect does not always hold.

PACS numbers: 75.20.Hr, 72.15.Qm, 73.23.Hk

The Kondo effect, discovered some 70 years ago via an anomalous behavior of the conductance in metals doped lightly with magnetic impurities, is one of the most celebrated many-body phenomena in solid state physics. The effect results from many-body interaction between a singly occupied spin-degenerate level in the magnetic impurity and the electrons in the reservoirs [1]. The many body interaction is believed to lead to a *spin re-configuration* in the reservoirs (which screens the localized spin) without affecting the *charge distribution* anywhere. The recent proposals [2] and subsequent observation of the effect [3] in a mesoscopic *quantum dot* (QD) [4] allowed a systematic study of the effect due to the possibility to vary many of the systems parameters at will. Here we report on a direct, and non-invasive, measurement of the charge distribution in a QD as Kondo correlation sets in. A short segment of a quantum wire (called a *quantum point contact*), located in close proximity to the QD, served as a potential-sensitive, and hence charge-sensitive, detector. The detector revealed that as Kondo correlation sets in, which is being accompanied by an enhancement of the QD conductance, the average charge in the dot remained indeed unaffected. However, in a certain parameter range, and in the presence of moderate magnetic field, the onset of the Kondo effect occurs simultaneously with an abrupt *reconfiguration* of the charge in the dot. Moreover, when the correlation diminished and the QD operated in the ubiquitous Coulomb blockade regime, charge reconfiguration ceased to take place. The origin of such an experimental correlation between charge *reconfiguration* and spin screening is still unclear, but it certainly deviates from the orthodox model of the Kondo effect.

The QD is a small, confined, puddle of electrons weakly connected to two metallic-like leads (named, *Source* and *Drain*) with high density of free electrons [4]. The confinement leads to an energy quantization of the electrons (with average level spacing  $\Delta$ ) and to an additional *charging energy*  $U = e^2/C_Q D$ , which is required to add an extra electron to the QD ( $e$  is the electron charge and  $C_Q D$  is the self-capacitance of the QD). Hence, for a fixed number of electrons in the QD the current at low temperatures is generally blocked (*Coulomb blockade* (CB) regime), unless the charging energy is compensated for or the electrons have a high enough energy. In the simplest case a QD with an odd number of electrons behaves as a localized magnetic moment of spin 1/2 (due to an unpaired electron), enabling the Kondo correlation to be established with the free electrons in the source and drain reservoirs. Such spin correlation is manifested via a considerable increase in the conductance of the QD in regions where otherwise Coulomb blockade would dominate. We present here a first study of the net charge and its spatial distribution in a QD tuned to the Kondo correlated regime. We probe whether indeed *spin-charge separation* always takes place via employing a nearby, non invasive, potential detector. We show that the separation between spin and charge in a Kondo correlated system indeed holds under most conditions. We find, however, abrupt charge redistribution at the onset of Kondo correlation under a certain range of experimental conditions.

The experimental configuration, shown in Fig. 1(a), consists of a small QD, with lithographic diameter of 170nm, and a short segment of a quantum wire (called *quantum point contact*, QPC), electrically separated from it (positioned some 200nm away). The QD serves as a localized spin coupled to electron reservoirs and the QPC serves as a potential detector [5]. Confinement is provided by negatively biased metallic gates deposited on the surface of a GaAs-AlGaAs heterojunction embedding a high mobility two dimensional electron gas (2DEG)

some 60nm below the surface. Gate voltages  $V_{g1}$  and  $V_{g2}$  control the coupling of electrons in the QD to the source ( $S_{QD}$ ) and drain ( $D_{QD}$ ) reservoirs. As the coupling becomes stronger (by making  $V_{g1}$  and  $V_{g2}$  more positive), spin correlation between the QD and the leads forms, provided the temperature  $T$  is low enough (less than the so called *Kondo temperature*  $T_K$ , which represents the binding energy of the many body spin singlet). Consequently, the conductance of the valley of the QD with a net spin increases - ideally reaching  $2e^2/h$  at  $T = 0$  (so called *unitary limit*). The potential within the QPC detector,  $\phi_{QPC}$ , depends linearly on the potential within the QD,  $\phi_{QD}$ , which in turn depends on the net charge and its distribution in the QD. Hence  $\phi_{QPC} = \phi_{QD} \frac{C_{QPC-QD}}{C_{QPC}}$ , with  $C_{QPC}$  the self-capacitance of the QPC and  $C_{QPC-QD}$  the mutual capacitance between QD and QPC. The conductance of the QPC, being initially tuned by  $V_g(QPC)$  to  $G_{QPC} = 0.5(2e^2/h)$ , is highly sensitive to the induced potential  $\phi_{QPC}$ . Running a relatively small current in the QPC (some 40nA), we find that its back-action on the QD is insignificant.

Let's first understand the expected dependence of  $\phi_{QD}$  on  $V_P$  in the CB regime. As the plunger gate voltage increases the potential within the QD increases too, reaching eventually  $(e/C_{QD} + \Delta/e)$ , with  $e/C_{QD}$  the potential needed to charge the QD with one additional electron and  $\Delta$  the quantization energy difference between the single particle states. Suppressing fully the charging energy allows an additional electron to enter the QD and screen the positive built in potential induced by the plunger gate. Hence, the potential within the QD, and consequently the conductance of the QPC detector, follow a saw-tooth like behavior. The ideal saw-tooth shape is usually smeared either by the finite temperature of the electrons in the leads or by the finite energy width of the quantized level in the QD,  $\Gamma$  (middle part in Fig. 1(b)). Experimentally, weak features in  $\phi_{QPC}$  are more easily resolved via measuring directly (using lock-in technique) the differential quantity  $dI_{QPC}/dV_P$ , which shows a dip instead of the saw tooth observed in the conductance measurement (bottom part of Fig. 1(b)). One of the most useful properties of the potential detector is demonstrated in Fig. 1(c). Because of electrostatic coupling between the plunger gate and the two QD openings to the leads, highly negative  $V_P$  pinches off the QD inadvertently. Hence, the conductance peaks get weaker as  $V_P$  gets smaller and eventually cannot be resolved. Nevertheless, the dips in the detector's signal persist further until  $V_P = -870mV$  and cease beyond that voltage, suggesting that the QD is depleted of electrons. This allows an exact counting of the electrons in the QD, as shown in the figure.

We turn now to the Kondo correlated regime, with 9 electrons in the QD, and focus on the characteristic

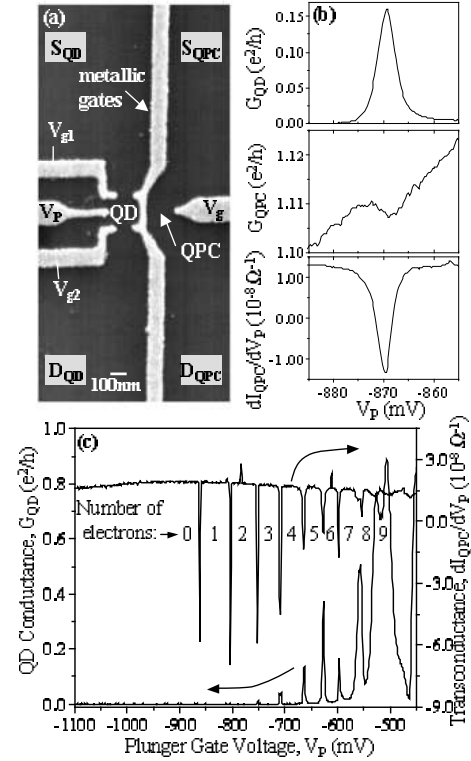


FIG. 1. (a) A scanning electron micrograph of the sample. Negatively biased metallic gates deposited on top of a GaAs heterostructure containing a 2DEG below the surface (with electron density,  $n = 3.1 \times 10^{11} cm^{-2}$  and mobility  $\mu = 5 \times 10^5 cm^2 V^{-1} s^{-1}$ ), forming a small QD (on the left) and a QPC detector (on the right). The QD configuration is tuned via the Plunger Gate Voltage,  $V_P$  and by  $V_{g1}$  and  $V_{g2}$  that control the coupling to the leads. Both the conductance through the QD and the detector signal are measured simultaneously. (b) Top— a typical CB peak in the QD Conductance measurement. Middle — A typical conductance measurement through the QPC detector showing the saw-tooth like shape due to addition of one electron. The QPC is tuned to a transmission of about 0.5 of the first conducting channel ( $G_{QPC} \sim e^2/h$ ). This conductance is proportional to the average electrostatic potential in the QD,  $\phi_{QD}$ . Bottom — a differential measurement of the detector signal. The measurement is performed by adding a small AC modulation to  $V_P$  (1 mV rms in this case) and measuring the current modulation through the QPC,  $I_{QPC}$  (1 mV DC bias is applied between the source and the drain of the QPC). This technique provides a much cleaner detector. (c) Typical measurement of the QD conductance (bottom curve) and the detector signal (top curve) as a function  $V_P$ . Each peak in the conductance has a corresponding dip in the detector. The regime of  $V_P < -870mV$  corresponds to zero electrons in the QD (see text). The number of electrons in each CB regime is shown on the figure. The double peak corresponding to 9 electron is in the Kondo regime.

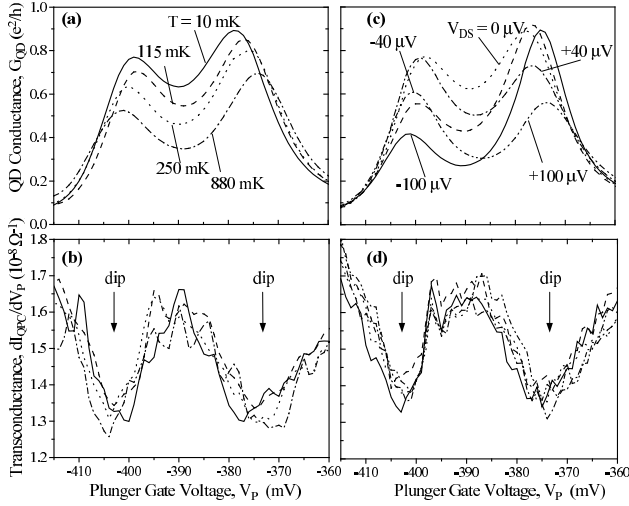


FIG. 2. (a) Conductance through the QD as a function of  $V_P$ , for different temperatures (the scan is over the region of VP where  $9 + -1$  electrons are in the QD but with a different QD configuration than in Fig. 1(c). The observed increase in conductance as temperature decreases is a manifestation of the Kondo correlation. (b) Detector signal measured simultaneously with QD conductance in (a). It is clear that while the conductance is varied considerably with temperature, due to Kondo correlation, the detector signal and hence the net charge in the QD are unchanged. (c) and (d) Conductance through the QD and detector signal as a function of  $V_P$  for different Drain-Source bias on the QD,  $V_{DS}$ . While the conductance is strongly quenched by applying either positive or negative  $V_{DS}$ , the detector signal, and hence the net charge in the QD, are unchanged (the asymmetry in the conductance between positive and negative bias is a result of an asymmetric QD configuration).

double peak in the conductance (see Fig. 1(c)). A first question to ask is whether the net charge in the QD is conserved when Kondo correlation is being established via decreasing the temperature or lowering the source – drain bias across the QD — both leading to an enhancement in the valley conductance. The detector signal in Fig. 2, for different temperatures and different source drain biases indeed show that in both cases the potential evolution, hence the average net charge in the QD, do not change significantly as Kondo correlation is established. This leads to the conclusion that the enhancement in the valley conductance (which is due to the Kondo correlation) results from a larger number of electrons traversing the QD, each dwelling for a much shorter time. This short dwell time is justified by the virtual nature of the co-tunneling process in the Kondo effect [6]. This is a clear and direct proof that spin correlation is established without affecting the average charge distribution in the system. [7]

A careful examination of the detector signal in Fig. 1(c) reveals at least one sharp dip superimposed on the

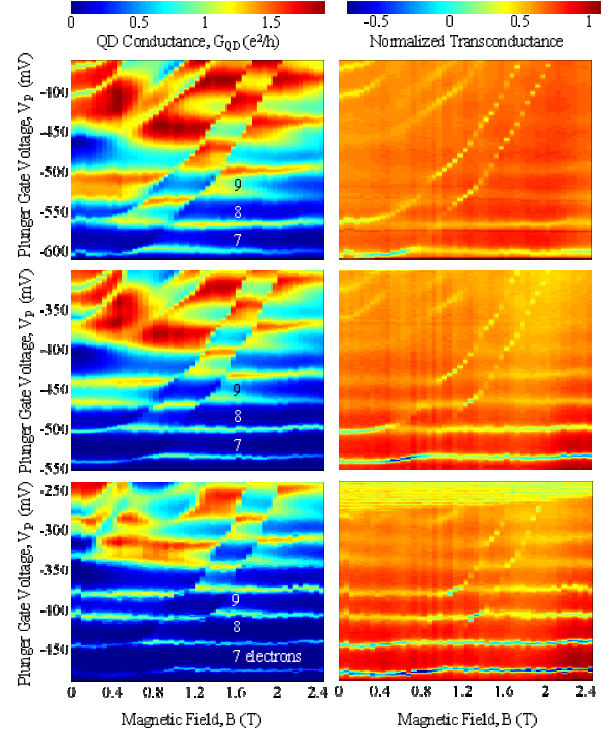


FIG. 3. 2D color plots of the conductance through the QD (left plots) and the detector signal (right plots) as a function of  $V_P$  and magnetic field perpendicular to the device,  $B$ . Top — strongest coupling to the leads, bottom — weakest coupling to the leads. The three different coupling strengths are obtained by changing the two gate voltages  $V_{g1}$  and  $V_{g2}$  (more negative bias for weaker coupling) and compensating by the bias on VP so that the QD is in the same electronic configuration. Number of electrons is marked for some CB valleys on the conductance plots. The color scale representation is given at the top of the figure. The detector signal in each plot is normalized by the maximum value of each plot since the detector signal sensitivity depends on the QD configuration. The horizontal lines in the figures correspond to CB peaks separating regions with the same number of electrons. Another clear set of lines curving upwards are boundaries that delineate a chessboard like pattern of high (red/yellow) and low (blue) conductance in the conductance plots. In the detector signal these lines are essentially sharp dips corresponding to charge reconfiguration occurring in the QD (see text).

broader, main dip, in the transition region between 7 and 8 electrons in the QD. The emergence of such dips is made clearer in a two dimensional (2D) color plots of the detector signal and conductance as a function of plunger gate voltage,  $V_P$ , and magnetic field,  $B$ , applied in a direction normal to the plane. Both, 2D plots of QD conductance and detector signal reveal rich, *chessboard-like* spectra (see Fig. 3(a)). The main features in both plots

are the horizontal yellow/blue lines, which represent the familiar CB peaks and the corresponding detector dip (the derivative of the saw tooth like potential due to single electron entering the QD). Being independent of magnetic field, these horizontal lines are indicative of the relative insensitivity of electron filling to magnetic field in the scanned range. Other prominent features in the 2D plot of the detector signal are the sharp dips, being initially superimposed on the broader dips and departing from them at higher magnetic fields to curve upward and cross the broader horizontal lines. In exact coincidence with the detector dips, the 2D plot of the conductance exhibits distinct boundaries separating regions of high (red/yellow) and low (blue) conductance. The regions of high valley conductance are identified as Kondo enhanced valleys while those of low conductance as Coulomb valleys (such behavior was also recently observed by Schmid *et al.* [8]). The sharp dips in the detector signal result from abrupt changes in the potential of the QI which in turn must result from abrupt rearrangements in the charge of the QD (while the total net charge in the QD remains constant) [9]. This coincidence between the detector dips and the onset of Kondo correlation surprisingly connects charge reconfiguration in the QD and the spin correlation of the Kondo effect.

Pinching off the QD, by applying negative bias voltage to gates  $g_1$  and  $g_2$ , or indirectly via negatively biasing the plunger gate, confines the electrons to the inner part of the QD and decouples the dot from the reservoir. This leads to quenching of the Kondo correlation at finite temperatures. As seen in Figs. 3(b) and 3(c), for weak coupling to the leads the valley conductance quenches while, simultaneously, the detector dips become smaller. For strongly pinched off QD the detector dips disappear altogether. A similar correspondence can be seen in Fig. 4 as the temperature increases. Both QD conductance and detector sharp dips quench approximately with the scale of the so-called Kondo temperature,  $T_K$  (the approximate binding energy of the many body spin singlet). Note that even though the application of VDS quenches the valley conductance, Kondo correlation with electrons in each lead separately persists. Such an experiment indeed results (results not shown) with the splitting of the dips to doublets.

The peculiar coincidence between the abrupt charge reconfiguration (the sharp dips in the detector) and the onset of Kondo correlation (chessboard like pattern in conductance) can be explained if one takes into account level crossing in the QD spectrum. Namely, as  $B$  and  $V_p$  vary, quantum states can (energetically) cross each other and charge can be transferred from one state to another, leading to a spatial redistribution of the charge accompanied with a spin reconfiguration in the QD. We propose here a model [10], depicted in Fig. 5, based, in principle, on the energy level spectrum of a two-dimensional parabolic well with a magnetic field threading it perpendicularly [11].

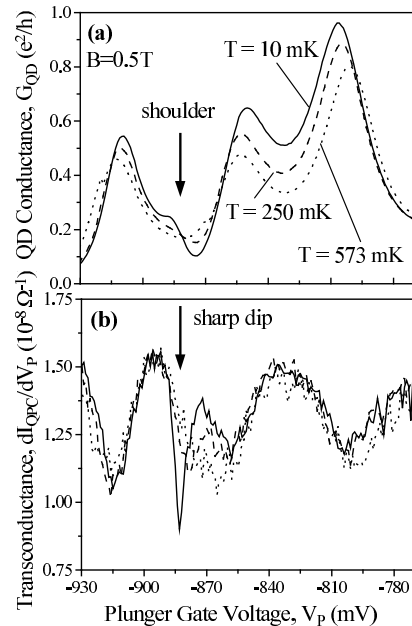


FIG. 4. Temperature dependence of the QD conductance and the sharp dip in the detector signal. The sharp dip in the detector signal (b), corresponding to charge reconfiguration in the QD, smears as the temperature increases on the scale of  $T_K$ . The measurement is performed at  $B = 0.5T$  so that the sharp dip appears approximately in the middle of a CB valley. The visible shoulder in the conductance forms because a transition from a Kondo regime (left of the shoulder) to a non-Kondo regime (right of the shoulder) occurs at this point.

We assume in our model that some states that are localized to the center of the QD (hence having weak coupling to the leads) have strong magnetic field dependence [12]. Consequently, by increasing magnetic field, these states cross more extended states (that are better coupled to the leads), which have weaker magnetic field dependence. Such crossings, as is shown next, can lead to the basic phenomena observed — charge reconfiguration and onset of Kondo correlation. We neglect Zeeman splitting in our model since it quenches the Kondo effect only at a higher magnetic field range (above  $2 - 3T$ ) [3].

We now apply these assumptions to our experimental results to see how the model works. We first schematically reproduce the 2D plot of Fig. 3 in Fig. 5(a), with **K** for Kondo regimes and **NK** for non-Kondo regimes. We start first with constant  $V_p = V_{P1}$ , namely, a spin polarized QD with seven electrons. Since at  $B = 0$  we are at a NK regime we assume that the seventh electron occupies a localized state (with weak coupling to the leads). The single particle spectrum ( $E - B$  diagram) that corresponds to this case is shown in Fig. 5(b). As the magnetic field increases the energy of the localized state increases, crossing eventually that of the extended

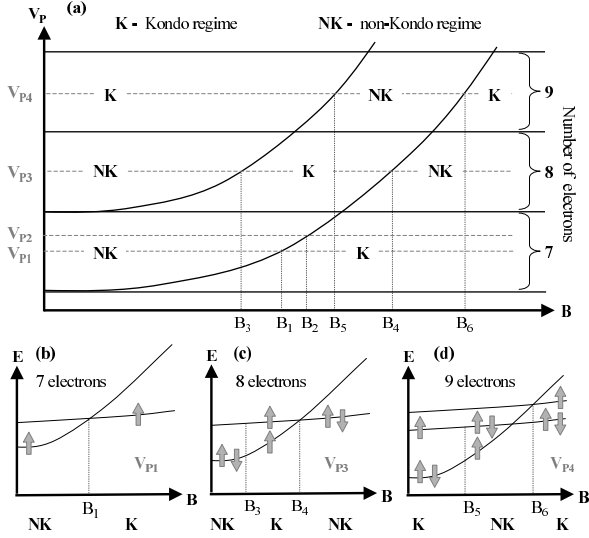


FIG. 5. (a) 2D  $B - V_P$  diagram reconstructing the bottom half of the top plots in Fig. 3. Horizontal solid lines correspond to CB peaks (separating regions with different electron number). Curved solid lines correspond to the charge reconfiguration lines (i. e. sharp dips in the detector). The crossing of these sets of lines forms the chessboard pattern. We mark the regions with Kondo correlation by K and the ones without Kondo correlation by NK. Gray dotted lines (horizontal) marked  $V_{P1}$  to  $V_{P4}$  are constant  $V_P$  lines referred to in the text. (b), (c) and (d) are the suggested QD spectrum of levels in our model as a function of magnetic field corresponding to  $V_{P1}$ ,  $V_{P3}$ , and  $V_{P4}$ , respectively. We assume that the level with the strong magnetic field dependence is more localized to the center of the QD and hence has a weaker coupling to the leads.

state at  $B = B_1$ . Beyond the crossing point the seventh electron, seeking the lowest energy crosses to a more extended state that is better coupled to the leads. Following this crossing the detector produces a sharp dip in the detector (since the charge of the electron was redistributed [13]) and a Kondo cloud is formed (since the electron is better coupled to the leads). Increasing  $V_P$  to  $V_{P2}$  (still maintaining seven electrons in the QD, Fig. 5(a)) lowers the energy of the localized state faster than that of the extended state [14], thus moving the crossover energy of both states to a higher field  $B = B_2$  (in Fig. 5(a)). This reproduces the 2D path of the sharp dip for seven electrons in the QD.

Increasing the plunger gate voltage further to  $V_P = V_{P3}$  (in Fig. 5(a)) increases the number of electrons in the QD to eight. The last two electrons occupy the same localized state and the QD has no net spin. As the magnetic field increases the localized state approaches the extended state in Fig. 5(c) and at  $B = B_3$  it becomes energetically favorable for one electron to flip its spin and jump to the extended state. This way total energy is

minimized since electron-electron interaction energy (being large for two electrons in a localized state) is reduced by such a flip. This process is similar to a singlet-to-triplet transition already observed in QDs [15] and to the recent observation of the Kondo effect in the unitary limit, which was attributed to such a transition [16]. The transition reconfigures the charge and polarizes the QD, allowing Kondo correlation to take place. At a higher magnetic field,  $B = B_4$ , level crossing takes place and it becomes energetically favorable for the last two electrons to occupy the extended state with net spin zero. Consequently, the charge reorganizes again and Kondo correlation ceases. Similar arguments apply when  $V_P = V_{P4}$  with nine electrons in the QD and the ninth electron is in an extended state at  $B = 0$  leading to a Kondo regime, as depicted in Figs. 5(a) and 5(d) [17].

This model explains the main features of our experiment and the correlation between the onset of Kondo effect and charge reconfiguration. It is not clear from it why when Kondo correlation is quenched (via higher temperatures or smaller coupling to the leads) the detector dips also disappear. Since level crossing and charge redistribution is expected also to take place in a QD in the CB regime, our detector suggested that it is extremely small and cannot be measured. One may attribute this effect to the smaller difference between the capacitance of the localized state and the extended state when the QD is weakly coupled to the leads (namely, in the CB regime). Alternatively, the strong correlation between the appearance of charge reconfiguration and the onset of the Kondo effect may suggest *spin-charge correlation* as the electron moves from a localized to an extended states (or back). Nevertheless, in the absence of magnetic field, when charge reconfiguration is not found, we show that Kondo correlation is established without affecting the average net charge in the QD - demonstrating *spin-charge separation* in the Kondo correlated regime.

- 
- [1] Kondo, J., in Solid State Physics, Eds. H. Ehrenreich, F. Seitz, D. Turnbull, Academic Press, New York, **Vol. 23**, 13 (1969); Anderson, P. W. Localized magnetic states in metals. Phys. Rev. **124**, 41 (1961).
  - [2] Glazman, L. I. and Raikh, M. E. Resonant Kondo transparency of a barrier with quasilocal impurity states. JETP Lett. **47**, 452 (1988); T. K. Ng and P. A. Lee., On-site Coulomb repulsion and resonant tunneling. Phys. Rev. Lett. **61**, 1768 (1988).
  - [3] Goldhaber-Gordon, D., Shtrikman, H., Mahalu, D., Abusch-Magder, D., Meirav, U., Kastner, M. A. Kondo effect in a single electron transistor. Nature **391**, 156 (1998).
  - [4] Meirav, U. and Foxman, E. B. Single-electron phe-

- nomena in semiconductors. *Semicond. Sci. Technol.* **10**, 255 (1995).
- [5] Field, M. *et al.* Measurements of Coulomb blockade with a noninvasive voltage probe. *Phys. Rev. Lett.* **70**, 1311 (1993); Buks, E., Schuster, R., Heiblum, M., Mahalu, D. and Umansky, V. Dephasing in electron interference by a 'which-path' detector. *Nature* **391**, 871 (1998); Berman, D., Zhitenev, N. B., Ashoori, R. C. and Shayegan, M. Observation of quantum fluctuations of charge on a quantum dot. *Phys. Rev. Lett.* **82**, 161 (1999).
  - [6] Meir, Y., Wingreen, N. S. and Lee, P. A. Low-temperature transport through a quantum dot: The Anderson model out of equilibrium. *Phys. Rev. Lett.* **70**, 2601 (1993); Wingreen, N. S. and Meir, Y. Anderson model out of equilibrium: Noncrossing-approximation approach to transport through a quantum dot. *Phys. Rev.* **B49**, 11040 (1994)
  - [7] The correction to the average charge is expected to be negligibly small (Meir Y., Private communication).
  - [8] Schmid, J., Weis, J., Eberl, K. and Klitzing, K. v. Absence of odd-even parity behavior for Kondo resonances in quantum dots. *Phys. Rev. Lett.* **84**, 5824 (2000).
  - [9] Since charge is not exactly integer due to charge fluctuation to the leads there could still be some small change in total average charge by such transition (Meir, Y. and Wingreen, N., private communication).
  - [10] Oreg, Y. , Meir, Y. and Wingreen, N., private communication
  - [11] Darwin, C. G. The diamagnetism of the free electron. *Proc. Cambridge Philos. Soc. Math. Phys. Sci.* **27**, 86 (1930); Fock, V. Bemerkung zur quantelung des harmonischen oszillators im magnetfeld, *Z. Phys.* **47**, 446 (1928).
  - [12] One can show in the Darwin-Fock spectrum<sup>11</sup> that these states that cross other states by increasing magnetic field (like shown schematically in Fig. 5(b)) are in most cases more localized to the center of the QD than the states being crossed (with a few electrons in the QD).
  - [13] The effect of the detector can be understood in terms of a change in QD capacitance. Assuming this capacitance is different between localized and extended states, the jump in the QD potential is evident from the formula , where CP-QD is the capacitance between the plunger gate and the QD.
  - [14] The rate at which a level shifts with VP depends on the QD capacitance - as seen in the formula in reference 13.
  - [15] Kouwenhoven, L. P. *et al.* Excitation spectra of circular, few-electron quantum dots. *Science* **278**, 1788 (1997).
  - [16] van der Wiel, W. G. *et al.* The Kondo effect in the unitary limit. *Science* **289**, 2105 (2000). Nygard, J., Cobden, D. H. and Lindelof, P. E., Kondo physics in carbon nanotubes. *Nature* **408**, 342 (2000).
  - [17] In this case one has to note that electron-electron interaction is stronger in the localized level (thats why an electron still jumps to the next level) and that one more strongly coupled level has to be involved

**Acknowledgement :** We thank Y. Oreg, Y. Meir, A. Silva and S. Levit for many fruitful discussions. The work was partly supported by the MINERVA foundation and the German Israeli Project Cooperation (DIP). Correspondence should be addressed to M.H. (email: heiblum@wisemail.weizmann.ac.il)