

$d_{x^2-y^2}$ - vs. d_{xy} - like pairings in organic superconductors κ -(BEDT-TTF) $_2$ X

Kazuhiko Kuroki¹, Takashi Kimura², Ryotaro Arita³, Yukio Tanaka⁴, and Yuji Matsuda⁵

¹ *Department of Applied Physics and Chemistry, the University of Electro-communications, Chofugaoka, Chofu-shi, Tokyo 182-8585, Japan*

² *NTT Basic Research Laboratories, NTT Corporation, Morinosato-Wakamiya, Atsugi 243-0198, Japan*

³ *Department of Physics, University of Tokyo, Hongo, Tokyo 113-0033, Japan*

⁴ *Department of Applied Physics, Nagoya University, Nagoya 464-8063, Japan*

⁵ *Institute for Solid State Physics, University of Tokyo, Kashiwanoha, Kashiwa, Chiba 277-8581, Japan.*
(November 13, 2018)

Pairing symmetry in κ -(BEDT-TTF) $_2$ X is re-examined by applying fluctuation exchange method to the Hubbard model on the original four band lattice for the first time. Our study is motivated by the discrepancy between a recent thermal conductivity/tunneling spectroscopy experiments and the previous theories based on the effective single or two band model. In contrast to the previous theories, we find that $d_{x^2-y^2}$ -like pairing dominates over d_{xy} in agreement with recent experiments. Our study provides a general lesson that even if the Fermi surface seems to be reproduced by an effective model, the pairing symmetry can be different from that of the original system.

PACS numbers: 74.20.Rp, 74.70.Kn, 74.20.Mn

Unconventional mechanisms of superconductivity is one of the most challenging issues in solid state physics. Not only that there is a possibility of accomplishing high T_c as in the cuprates, but also the variety of pairing symmetries provide rich physics.

Recently, it has become increasingly clear that organic materials can provide various stages for unconventional pairings. In particular, κ -(BEDT-TTF) $_2$ X is of special interest in that superconductivity lies near the antiferromagnetic insulating phase like in the cuprates, [1] suggesting that spin fluctuations are playing important role in the occurrence of superconductivity.

In order to clarify the mechanism of superconductivity, it is crucial to identify the pairing symmetry. Theoretically, previous studies on the Hubbard model with fluctuation exchange (FLEX) approximation [2–4] or quantum Monte Carlo calculation [5] have suggested that superconductivity in κ -(BEDT-TTF) $_2$ X is similar to the d -wave superconductivity in the cuprates. However, a recent thermal conductivity [6] as well as tunneling spectroscopy measurements [7] casts doubt on such a view, which is exactly the motivation of the present study.

Let us first briefly summarize the background of the issue. As shown in Fig.1(a), κ -(BEDT-TTF) $_2$ X is essentially a four band system in the sense that there are four BEDT-TTF molecules per unit cell. The lattice structure is dimerized in that the hopping integral in the b -direction alternates as $t_{b1}, t_{b2}, t_{b1}, \dots$, where $|t_{b1}| > |t_{b2}|$. The band filling is $n = 1.5$, where n is defined as $n = (\text{the number of electrons} / \text{the number of molecules})$. The upper two bands, which we will refer to as α and β bands hereafter, cross the Fermi level, so the Fermi surface consists of two portions (see Fig.2). In the limit of large t_{b1} , namely, when the dimerization is strong, each dimer can be considered as a single lattice site, so the system reduces to

a two band model shown in Fig.1(b) with $n = 1$, where the band filling is now defined as $n = (\text{the number of electrons} / \text{the number of sites})$. [8,9] In other words, the energy gap between the upper two and the lower two bands becomes large when the dimerization is strong, so that the lower two bands, which do not cross the Fermi level, can be neglected. In this limit, the effective hopping integrals t_b and t_c are given as $t_b = -t_{b2}/2$, $t_c = (-t_p + t_q)/2$, and $t_{c'} = (-t_{p'} + t_{q'})/2$ in terms of the original hopping integrals, [8] which gives $|t_b/t_c| \sim 0.8$. The system further reduces to a single band model when $t_c = t_{c'}$.

Assuming that the dimerization is sufficiently strong in κ -(BEDT-TTF) $_2$ X, the two band [2] or the single band Hubbard model [3–5] has been adopted in the previous theoretical studies. There, it has turned out that antiferromagnetic spin fluctuations lead to an anisotropic superconductivity with a gap function of the form shown in Fig.2(a), which we will refer to as d_{xy} -like pairing hereafter from the direction of the nodes. This gap function

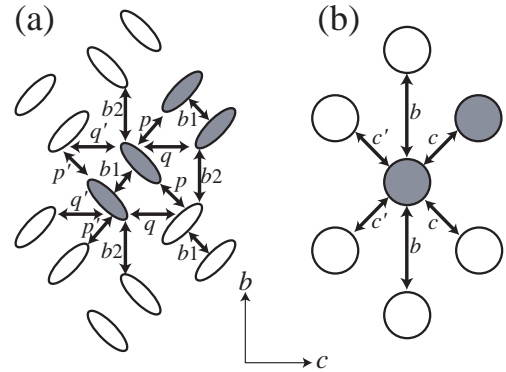


FIG. 1. The lattice structure of κ -(BEDT-TTF) $_2$ X. (a) the original four band lattice, and (b) the effective two band lattice. t_{b1}, t_{b2}, \dots stand for the hopping integrals t_{b1}, t_{b2}, \dots . A unit cell consists of the hatched molecules (or sites).

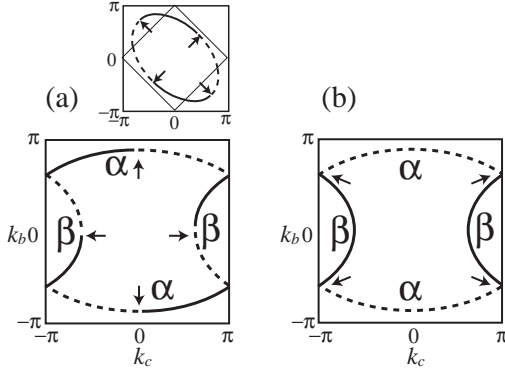


FIG. 2. (a) d_{xy} -like and (b) $d_{x^2-y^2}$ -like gap functions on the Fermi surfaces. Solid (dashed) lines represent positive (negative) values. The inset in (a) shows the Fermi surface and the d_{xy} -like gap function in the unfolded Brillouin zone, which can be obtained by moving the right and the left portions of the β band Fermi surface in the folded Brillouin zone by $(-2\pi, 0)$ and $(+2\pi, 0)$, respectively, and rotating it by 45 degrees. Arrows show the position of the nodes of the gap function. Note that the points where the α and the β band Fermi surfaces (almost) touch in (a) are not the nodes. There, the gap function abruptly jumps from a negative to a positive value (or vice versa). This can be understood by looking at the corresponding points in the unfolded Brillouin zone.

is similar to that of the d -wave superconductivity in the high T_c cuprates, as can be seen more clearly by unfolding the Brillouin zone (inset of Fig.2(a)).

Experimentally, NMR experiments [10–12] have indeed supported the spin-fluctuation scenario, but those experiments do not give direct information on the position of the nodes in the gap function. A millimeter-wave transmission experiment has suggested a d_{xy} -like gap function, [13] but different interpretations on this experiment have recently been proposed, [14,15] so the situation has not been settled.

Quite recently, tunneling spectroscopy [7] and thermal conductivity measurements [6] have been performed for $(\text{BEDT-TTF})_2\text{Cu}(\text{NCS})_2$ in an attempt to determine the anisotropy in the gap function. Surprisingly, both of the experiments have suggested that the gap function is more like Fig.2(b) (referred to as $d_{x^2-y^2}$ -like hereafter) than (a), casting doubt on the spin-fluctuation scenario based on the single band or the two band approximation.

In the present study, we apply FLEX to the Hubbard model, $H = \sum_{i,j} \sum_{\sigma=\uparrow,\downarrow} t_{ij} (c_{i\sigma}^\dagger c_{j\sigma} + \text{H.c.}) + U \sum_i n_{i\uparrow} n_{i\downarrow}$, on the *original four band lattice* (Fig.1(a)) for the first time. Surprisingly enough, our results show that $d_{x^2-y^2}$ -like pairing dominates d_{xy} when dimerization is not so strong, as in κ -(BEDT-TTF) $_2$ Cu(NCS) $_2$. The present study provides a general lesson that even if the Fermi surface seems to be well reproduced by an effective model, its pairing symmetry can be quite different from that of the original system.

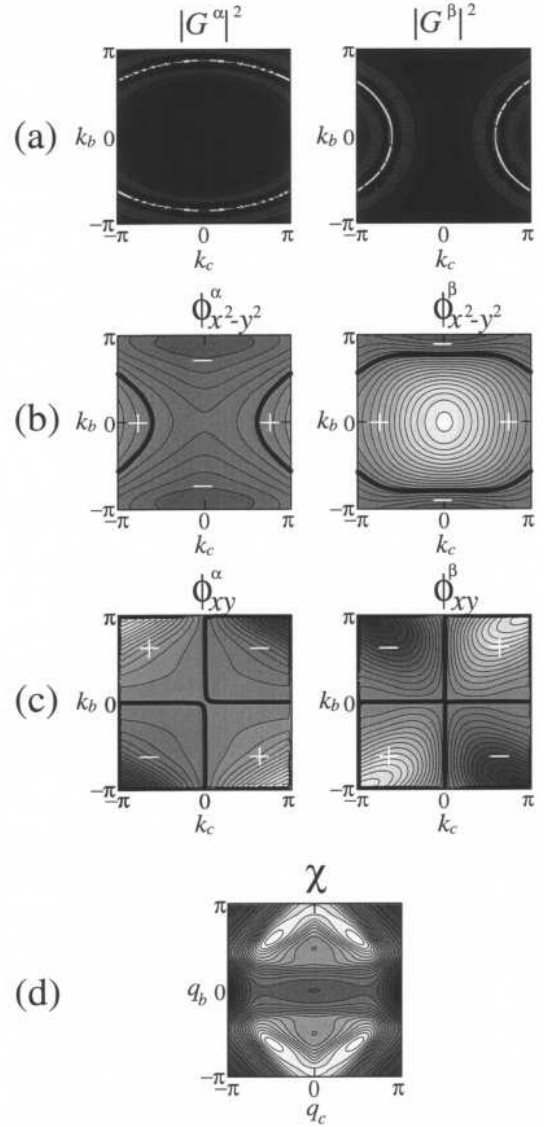


FIG. 3. Contour plots (for the lowest Matsubara frequency) of (a) $|G^\nu|^2$, (b) $\phi_{x^2-y^2}^\nu$, (c) ϕ_{xy}^ν ($\nu = \alpha, \beta$) and (d) χ with $t_{b1} = -1.0$, $t_{b2} = -0.5$, $t_p = -0.45$, $t_q = 0.15$, $U = 6$, and $T = 0.01$. The thick lines in (b) and (c) represent the nodes of the gap function.

FLEX is a kind of self-consistent random phase approximation, which is known to be appropriate for treating strong spin fluctuations. [16–18] In the four band version of FLEX, [19] the Green’s function G , the susceptibility χ , the self-energy Σ , and the superconducting gap function ϕ all become 4×4 matrices, e.g., $G_{lm}(\mathbf{k}, i\varepsilon_n)$, where l, m specify the four sites in a unit cell. The site-indexed matrices for Green’s function and the gap functions can be converted into band(denoted as α, β, \dots)-indexed ones with a unitary transformation. As for the spin susceptibility, we diagonalize the 4×4 matrix χ_{sp} and concentrate on the largest eigenvalue, denoted as χ . We take 64×64 k -point meshes and up to 4096 Matsubara frequencies.

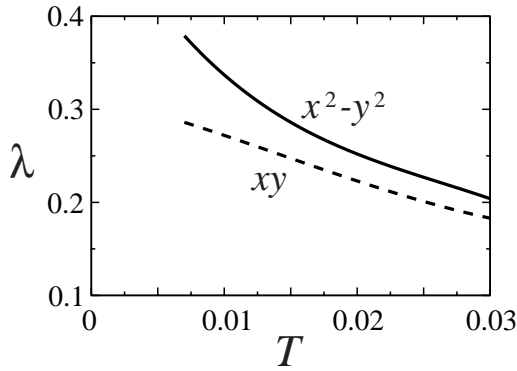


FIG. 4. $\lambda_{x^2-y^2}$ and λ_{xy} plotted as functions of temperature for the same parameter values as in Fig.3.

The superconducting gap function is obtained as the eigenfunction of the linearized Eliashberg equation. In order to solve the Eliashberg equation, we use the power method, where $d_{x^2-y^2}$ -like or d_{xy} -like gap functions has been assumed as a trial function. Consequently, we have obtained $d_{x^2-y^2}$ and d_{xy} -like gap functions $\phi_{x^2-y^2}^\nu$ and ϕ_{xy}^ν ($\nu = \alpha, \beta, \dots$), respectively, together with the corresponding eigenvalues $\lambda_{x^2-y^2}$ and λ_{xy} .

We have modeled κ -(BEDT-TTF)₂Cu(NCS)₂ by taking $t_{b1} = -1$, $t_{b2} = -0.5$, $t_p = -0.45$, and $t_q = 0.15$ in accordance with a band calculation result given in ref. [20]. (We have neglected the small difference between t_q and $t_{q'}$ or between t_p and $t_{p'}$.) In Fig.3 (a), we show contour plots for $|G^\nu|^2$ ($\nu = \alpha, \beta$), where the ridges represent the Fermi surfaces. In (b) and (c), we show contour plots for $\phi_{x^2-y^2}^\nu$ and ϕ_{xy}^ν , respectively. Superposing the gap functions on the Fermi surfaces, it can be seen that $\phi_{x^2-y^2}$ and ϕ_{xy} essentially have the functional forms given in Fig.2 (b) and (a), respectively.

The corresponding eigenvalues $\lambda_{x^2-y^2}$ and λ_{xy} are plotted against temperature in Fig.4. The tendency that $\lambda_{x^2-y^2} - \lambda_{xy}$ increases upon lowering the temperature clearly demonstrates that $d_{x^2-y^2}$ -like pairing dominates over d_{xy} .

The reason why $d_{x^2-y^2}$ -like superconductivity dominates over d_{xy} can be found in the spin structure. Namely, the spin susceptibility χ , shown in Fig.3(d), peaks around $\mathbf{Q} \sim (\pm 0.5\pi, \pm 0.6\pi)$, [21] which is a consequence of partial nesting between the α and the β band portions of the Fermi surface (Fig.5(a)). Thus, the inter-band pair scattering processes dominate over intraband ones, resulting in a gap function that has different signs between the two portions of the Fermi surfaces, but does not change sign within each portion.

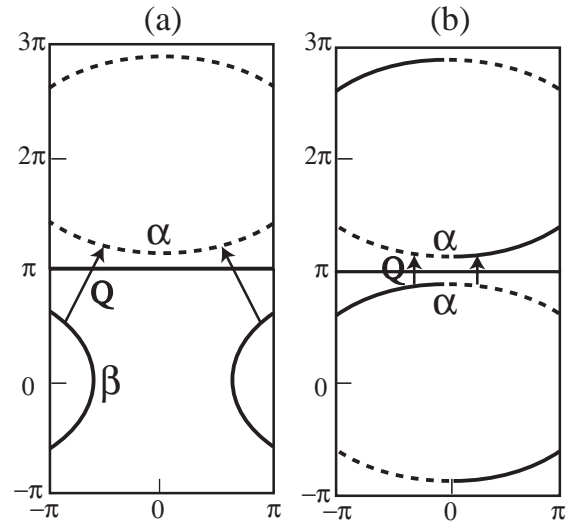


FIG. 5. (a) The nesting vector \mathbf{Q} bridges the α and the β band portions of the Fermi surface when the dimerization is not so strong. (b) The nesting vector lies within the α band portion of the Fermi surface for the single band and the two band models. The same applies for the four band model when the dimerization is strong. $d_{x^2-y^2}$ - and d_{xy} -like gap functions are shown in (a) and (b), respectively.

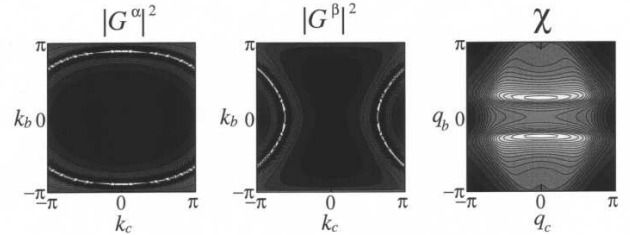


FIG. 6. Contour plots of $|G^\nu|^2$ and χ for the single band model with $t_b = 0.83$, $t_c = 1$, $U = 6$ and $T = 0.03$. Folded Brillouin zone is adopted for clear comparison with Fig.3

The present FLEX results for the four band model is indeed different from those for the corresponding single band model. In Fig.6, we show $|G|^2$ and χ for the single band Hubbard model with $n = 1$, $t_b = 0.83$, $t_c = t_{c'} = 1$, and $U = 6$, where the ratio t_b/t_c is taken to be the same as $[-t_{b2}/2]/[(-t_p + t_q)/2]$ with $t_{b2} = -0.5$, $t_p = -0.45$ and $t_q = 0.15$. (We have adopted the folded Brillouin zone in order to make clear comparison with the results for the four band model.) Although the Fermi surfaces look similar to that of the four band model (Fig.3(a)), the spin susceptibility peaks around $(0, \pm 0.25\pi)$ in contrast to that of the four band model. Thus the pair scattering mainly occurs within the α band portion of the Fermi surface (Fig.5(b)), and consequently d_{xy} -like superconductivity dominates in the single band model. A general lesson here is that even if the Fermi surfaces of an effective model ‘look similar’ to that of the original system,

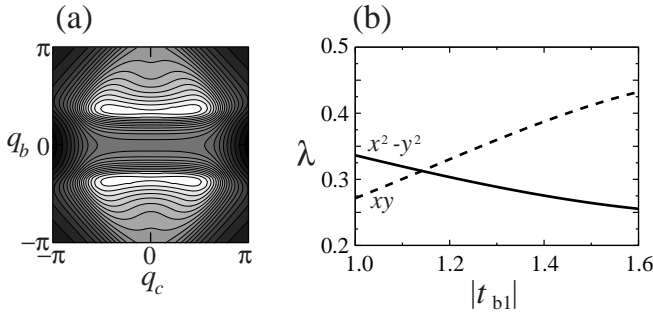


FIG. 7. (a) A contour plot of χ for the same parameter values as in Fig.3 except that $t_{b1} = -1.6$. (b) $\lambda_{x^2-y^2}$ and λ_{xy} plotted against $|t_{b1}|$ at $T = 0.01$.

the spin structure, and consequently the superconducting gap function, can be quite different.

When the dimerization is strong, the four band model should tend to the single band model. In fact, if we take for example $t_{b1} = -1.6$ and leave the other parameters unchanged, χ , shown in Fig.7(a), now has a structure similar to the single band result Fig.6(c). Consequently, $d_{x^2-y^2}$ -like superconductivity gives way to d_{xy} as seen in Fig.7(b), where we have plotted $\lambda_{x^2-y^2}$ and λ_{xy} against $|t_{b1}|$ at $T = 0.01$.

As we have seen, the competition between $d_{x^2-y^2}$ - and d_{xy} -like pairings is sensitive to the parameter values. This means that the two types of superconductivity can possibly be nearly degenerate for certain combinations of the anion X, [22] temperature, pressure, and/or magnetic field. In such a case, $d_{x^2-y^2} + id_{xy}$ pairing, a pairing with broken time reversal symmetry, is highly probable since the gap is fully open in this channel. Investigations on such a possibility would be interesting both theoretically and experimentally.

To summarize, we have examined the Hubbard model on the original four band lattice of κ -(BEDT-TTF)₂X. We have found that $d_{x^2-y^2}$ -like superconductivity dominates over d_{xy} when the dimerization is not so strong, as in κ -(BEDT-TTF)₂Cu(NCS)₂. Our finding is consistent with recent thermal conductivity and tunneling spectroscopy measurements.

Discussions with Hideo Aoki are gratefully acknowledged. Numerical calculations were performed at the Supercomputer Center, ISSP, University of Tokyo, and at the Computer Center, University of Tokyo. K.K. acknowledges a Grand-in-Aid for Scientific Research from the Ministry of Education.

[1] For a review, see, R.H. McKenzie, Science **278**, 820 (1997); see also K. Kanoda, Physica C **282-287**, 299 (1997).

- [2] J. Schmalian, Phys. Rev. Lett. **81**, 4232 (1998)
- [3] H. Kino and H. Kontani, J. Phys. Soc. Jpn. **67**, 3691 (1998).
- [4] H. Kondo and T. Moriya, J. Phys. Soc. Jpn. **67**, 3695 (1998).
- [5] K. Kuroki and H. Aoki, Phys. Rev. B **60**, 3060 (1999).
- [6] K. Izawa, H. Yamaguchi, T. Sasaki, and Y. Matsuda, preprint (cond-mat/0107537).
- [7] T. Arai, K. Ichimura, K. Nomura, S. Takasaki, J. Yamada, S. Nakatsuji, and H. Anzai, Phys. Rev. B **63**, 104518 (2001).
- [8] M. Tamura, H. Tajima, K. Yakushi, H. Kuroda, A. Kobayashi, R. Kato, and H. Kobayashi, J. Phys. Soc. Jpn. **60**, 3861 (1991).
- [9] H. Kino and H. Fukuyama, J. Phys. Soc. Jpn. **65**, 2158 (1996).
- [10] H. Mayaffre, P. Wzietek, D. Jérôme, C. Lenoir, and P. Batail, Phys. Rev. Lett. **75**, 4122 (1995).
- [11] S.M. De Soto, C.P. Slichter, A.M. Kini, H.H. Wang, U. Geiser, and J.M. Williams, Phys. Rev. B **52**, 10364 (1995).
- [12] K. Kanoda, K. Miyagawa, A. Kawamoto, and Y. Nakazawa, Phys. Rev. B **54**, 76 (1996).
- [13] J.M. Schrama, E. Rzepniewski, R.S. Edwards, J. Singleton, A. Ardavan, M. Kurmoo, and P. Day, Phys. Rev. Lett. **83**, 3041 (1999); J.M. Schrama and J. Singleton, Phys. Rev. Lett. **86**, 3453 (2001).
- [14] S. Hill, N. Harrison, M. Mola, and J. Wonsnitza, Phys. Rev. Lett. **86**, 3451 (2001).
- [15] T. Shibauchi, Y. Matsuda, M.B. Gaifullin, and T. Tamegai, Phys. Rev. Lett. **86**, 3452 (2001).
- [16] N.E. Bickers, D.J. Scalapino, and S.R. White, Phys. Rev. Lett. **62**, 961 (1989).
- [17] S. Grabowski, M. Langer, J. Schmalian, and K.H. Bennemann, Europhys. Lett. **34**, 219 (1996).
- [18] T. Dahm and L. Tewordt, Phys. Rev. B **52**, 1297 (1995).
- [19] T. Kimura, H. Tamura, K. Kuroki, K. Shiraishi, H. Takayanagi, and R. Arita, unpublished.
- [20] T. Komatsu, N. Matsukawa, T. Inoue, and G. Saito, J. Phys. Soc. Jpn. **65**, 1340 (1996).
- [21] The spin structure of κ -(BEDT-TTF)₂X is known to be commensurate with the lattice in and near the insulating phase [1]. This is because the localized spin picture is valid in the insulating phase. However, when the system is metallic and the Fermi surface is well defined (as is expected near the superconducting phase), the spin structure should be affected by the nesting properties of the Fermi surface and in general can be incommensurate.
- [22] For the parameter values adopted in the present study, $d_{x^2-y^2}$ clearly dominates over d_{xy} . However, since there are some ambiguities in the estimation of the parameter values, we believe that there is still a possibility that $d_{x^2-y^2}$ - and d_{xy} -like pairings closely compete with each other (under certain conditions) even for the case of X=Cu(NCS)₂. It is interesting to look, from this viewpoint, at a recent experiment suggesting the existence of a phase transition within the superconducting phase under magnetic field [J. Singleton, J.A. Symington, M.-S. Nam, A. Ardavan, M. Kurmoo, and P. Day, J. Phys. Cond. Matt. **12**, L641 (2000).]