

Collective dynamics of hydrogen atoms in the KIO_3 crystal dictated by a substructure of the hydrogen atoms' matter waves

Volodymyr Krasnoholovets

Institute of Physics, National Academy of Sciences

Prospect Nauky 46, UA-03028 Kyiv, Ukraine

<http://inerton.cjb.net>

23 January 2003

PACS: 03.75.+b Matter waves; 34.10.+x General theories and models of atomic and molecular collisions and interactions (including statistical theories, transition state, stochastic and trajectory models, etc.); 14.80.-j Other particles (including hypothetical)

Key words: statistical mechanics, clusters, hydrogen structures, interparticle interaction, matter waves, inertons, IR spectra

Abstract

The behavior of the subsystem of hydrogen atoms of the KIO_3 crystal, whose IR absorption spectra exhibit equidistant submaxima in the vicinity of the maxima in the frequency range of stretching and bending vibrations of OH bonds is studied in the present work. It is shown that hydrogen atoms co-operate in peculiar clusters in which, however, the hydrogen atoms do not move from their equilibrium positions, but become to vibrate synchronously. The interaction between the hydrogen atoms is associated with the overlapping their matter waves, or more exactly, the waves' substructure, a very light quasi-particles called inertons, which play the basic role in submicroscopic quantum mechanics that has recently been constructed by the author. The exchange by inertons results in the oscillation of mass of hydrogen atoms, which manifested itself in the mentioned spectra. The number of atoms, which compose the cluster, is calculated.

e-mail: krasnoh@iop.kiev.ua

1 Statement of the problem

This work presents a manifold research, which embraces the experimental results by Puchkovska and collaborators [1] on a very peculiar behavior of hydrogen atoms in the $\text{KIO}_3 \cdot \text{H}_2\text{O}$ crystal, a rather new concept of the clustering, which appears at the statistical mechanical description of interacting particles, first proposed by Belotsky and Lev [2] (see also Refs. [3-5]) and submicroscopic quantum mechanics developed in the real space, which has recently been constructed by the author [6-13].

Below the major experimental results obtained [1,14-16] on the delta modification of the $\text{KIO}_3 \cdot \text{H}_2\text{O}$ crystal is described. In particular, the FT-IR absorption spectra of powdered samples in the frequency range of stretching and bending vibrations of O-H bonds are analysed. Since the spectroscopic studies reveal a modulation of the spectral bands, this effect is associated with collective vibrations of hydrogen atoms. Such a behavior is possible only in the case when the hydrogen atoms represent a dynamic system of a sort. To study this possibility, we should first have the rigorous evidence that the behavior of hydrogen atoms, or protons are distinguished from the backbone atoms. Note that this is the subject of study that Fillard and collaborators have been conducting for decade [17-22]: Using the incoherent inelastic neutron scattering technique they have investigated vibrational dynamics for protons in various solids and revealed that proton dynamics is almost totally decoupled from surrounding heavy atoms. Besides, Fillard noted that the proton subsystem demonstrates a collective dynamics (see also Trommsdorff et al. [23,24], who disclosed the coherent proton tunneling and cooperative proton tunneling and transfer of four protons in hydrogen bonds of benzoic acids crystals).

The statistical mechanical approach proposed in Refs. [2-5] makes allowance for spatial nonhomogeneous states of interacting particles in the system studied. However, in the case when the inverse operator of the interaction energy cannot be determined one should search for the other method, which, nevertheless, will make it possible to take into account a plausible nonhomogeneous particle distribution. In papers [2-5] systems of interacting particles have been treated from the same standpoint [1], however, the number of variables describing the systems in question has been reduced and a new canonical variable, which characterized the nascent nonhomogeneous state (i.e. cluster), automatically aroused as a logical consequence of the behavior of particles. A detailed analysis of the appearance of nonhomogeneous states in systems of interacting particles submitted to quantum statistics (Fermi's and Bose') has been performed in Ref. [5]. In the present work we will consider a possible clustering of hydrogen atoms in the $\text{KIO}_3 \cdot \text{H}_2\text{O}$ crystal in the framework of Boltzmann statistics based on ideas developed in Refs. [2-5]. If we are able to form a cluster of hydrogen atoms, this automatically will mean that the hydrogen atoms fall within proper vibrations, which should be distinguished from the spectra of heavy atoms. Thus, if clusters of hydrogen atoms exist, each of them will represent a typical dynamic system and therefore vibrations of hydrogen atoms being superimposed on the carrying absorption O-H bands will induce a modulation of the O-H bands, which has been revealed in the experiment [1].

What kind of a problem can one meet at such a consideration? The said approach can bring about clusters only in the case when repulsive and attractive components

of the pair potential feature very different dependencies on distance from the particle. However, we can not expect that the electromagnetic interaction between hydrogen atoms in the crystal can exhibit a great difference between repulsive and attractive components of the pair potential (for example, for the Van der Waals interaction the behavior of the components, respectively $1/r^{12}$ and $1/r^6$, are not fundamentally different).

It has been shown in the author works devoted to the foundations of quantum mechanics [6-13] that the matter waves of particles are characterized by a certain substructure, namely, that the matter waves come from the interaction of a moving particle with a space substrate, i.e. real space. Due to the interaction, an ensemble of subquasi-particles should appear surrounding the particle (these quasi-particles were called "inertons" [6], as they represent inert properties of canonical particles). A cloud of inertons spreads around the particle in the range

$$r = \frac{c}{v} \quad (1)$$

where r is the particle's de Broglie wavelength, v and c are velocities of the particle and light, respectively. Thus the wave function becomes determined in the range around the particle covered by the amplitude of inerton cloud (1). Quantum mechanics developed in the real space [6-13] makes it possible to overcome all conceptual difficulties inherent in orthodox statistical quantum mechanics (developed in the phase space) and at the same time it has easily fitted into Schrodinger's [6,7] and Dirac's [9] formalisms accounting for the inner reason of allegedly different prerequisites for the two approaches [9,12]. A great number of experimental manifestations of clouds of inertons surrounding electrons was demonstrated in Ref. [10]. Our own prediction and experimental verification of the existence of inertons were stated in paper [8].

In the present work we shall use one consequence, which directly follows from the theory [6-13] and which has already been employed in papers [5,8]. Clouds of inertons expended around the same particles (for instance, hydrogen atoms) are exemplified by the same characteristics, namely: amplitude (1), mass, momentum, and energy. This means that a system of such clouds should interact much as elastic balls and, therefore, the potential energy of the interacting clouds may be written as $\frac{1}{2}kr^2$ where r is the distance between the centers of interacting clouds and k is an elasticity constant.

Keeping in mind the aforesaid, let us now turn to a close examination of the behavior of hydrogen atoms in the $KIO_3 \cdot H_2O$ crystal.

2 Peculiarities experimentally revealed in hydrogen atoms dynamics

The crystal structure, proton disorder and low temperature phase transition of the $KIO_3 \cdot H_2O$ crystal have been studied by means of X-ray diffraction, dielectric, calorimetric and FT-IR and FT-Raman techniques by Engelen et al. [14]. It has been found that $[I_5O_9H_{3-2}]^{3-2}$ ions are linked by means of hydrogen bonds to the

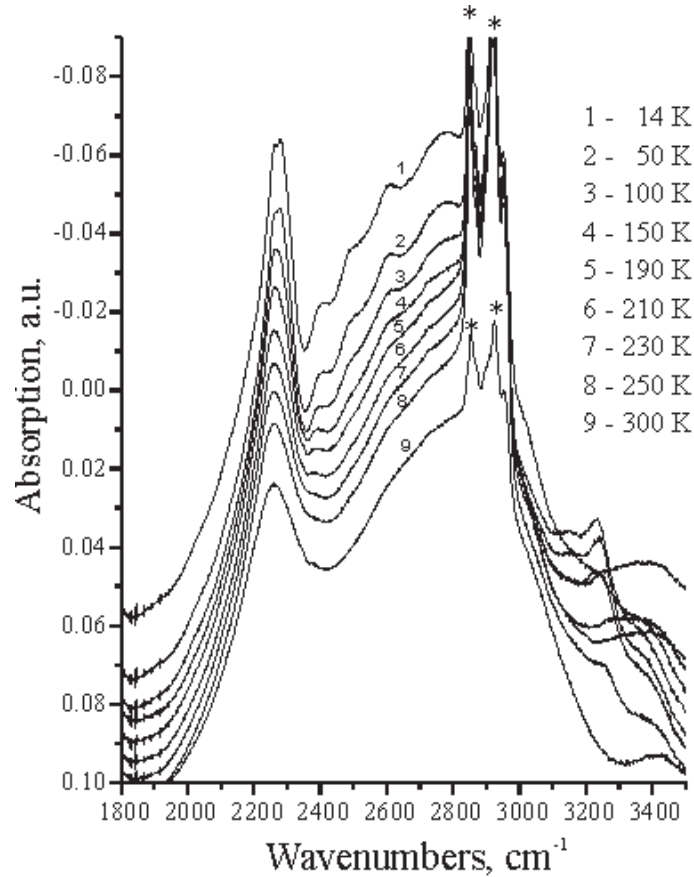


Figure 1: Temperature dependent IR spectra of polycrystalline $-\text{K IO}_3 \cdot \text{H}_2\text{O}$ (suspension in Nujol) in the region of stretching (OH) mode. Asterisks denote the Nujol absorption bands. (With permission from Ref. [1].)

oxygen atom at the middle of two other $[\text{I}_3\text{O}_9\text{H}_{3=2}]^{3=2}$ anions. Moreover, hydrogen-bonded plane grids parallel (100) are formed with hydrogen bonded chains in [011]. K^+ ion is located between the plane grids and completes the crystal structure of $-\text{K IO}_3 \cdot \text{H}_2\text{O}$. Basically, in the crystal studied hydrogen bonds do not form an entire uninterrupted network, but rather represent local islands and each of them features a compact ordered system of hydrogen bonds.

Further experimental studies conducted by Puchkovska and collaborators [14,1] have been aimed at the detailed measurements of the FT-IR absorption spectra of the powdered $-\text{K IO}_3 \cdot \text{H}_2\text{O}$ crystal in the frequency range of stretching and bending vibrations of OH bonds for the temperature range from 13 to 293 K. The spectra recorded in high-frequency region are shown in Figs. 1 and 2. Hydrogen bonds in the crystal under consideration were ascribed to weak and medium hydrogen bonds. For such hydrogen bonds Fermi resonance does not practically excite (OH) spectral band shape [25]. However, the presence of $\text{K}_{3=2} [\text{I}_3\text{O}_9\text{H}_{3=2}]$ moieties is the major structural feature of the $-\text{K IO}_3 \cdot \text{H}_2\text{O}$, which are able to induce a similar distribution observed in the (OH) band for $-\text{H IO}_3$ crystal [16].

A very strong broad band centered at 2900 cm^{-1} and less intensive band at 2320 cm^{-1} have been assigned [14] to (OH) stretching vibration and $2 (\text{OH})$ overtone,

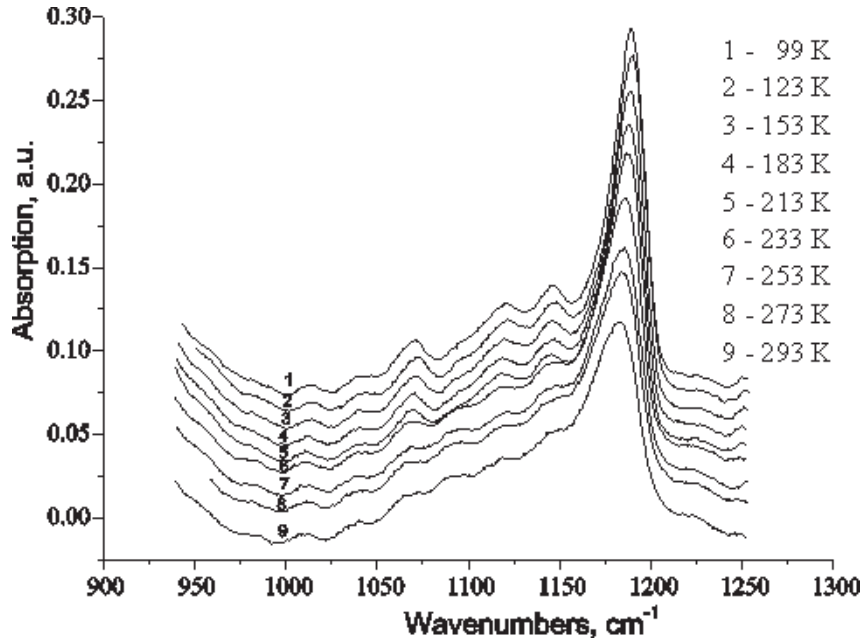


Figure 2: Temperature dependent IR spectra of polycrystalline $\text{KIO}_3 \cdot \text{H}_2\text{O}$ in NaCl pellet in the region of the in-plane bending mode (OH) . (With permission from Ref. [1].)

respectively. In the 1000 to 1300 cm^{-1} region there is a band of the medium intensity with peak position 1185 cm^{-1} at the room temperature; the frequencies belong to the in-plane bending modes (OH) of IO_3^- fragments. The temperature dependencies of the peak position and halfwidth of the (OH) band were measured in work [16] and showed sharp changes in their slopes near 220 K . This was associated with the phase transition in the proton sublattice of order-disorder type.

The most interesting result reported in Refs. [14,1] is the disclosure of a pronounced "modulation" in both low-frequency slopes and high-frequency ones of the (OH) and (OH) bands especially at temperature below 220 K (Figs. 1 and 2). However, the substructure is only slightly distinguished in the low-frequency slopes. The frequencies of the (OH) band satellites at 99 K are $1148, 1120, 1095, 1068, 1040, 1011, 982, 956$, and 932 cm^{-1} . The differences between the succeeding peaks in this progression are almost constant that equals to $24.5 \pm 6 \text{ cm}^{-1}$. The (OH) band satellites in the spectra below 220 K are located at the frequencies $2780, 2670, 2560$, and 2445 cm^{-1} and the respective difference between the maximums is near $120 \pm 10 \text{ cm}^{-1}$. When passing from higher to lower temperatures, all the bands become sharper. At the same time their relative positions and intensities are still retained. Note that a similar band progression has also been observed for the (OH) and (OH) bands in the spectra of HIO_3 [15] and $\text{KIO}_3 \cdot \text{H}_2\text{O}$ [16] crystals.

The origin of such an unusual spectroscopic feature cannot be associated with any possible strong anharmonic coupling between the high-frequency vibrational modes of hydrogen bonds and low-frequency lattice phonons as it was described in Ref. [26]. According to their theoretical model the appearance of a multiband substructure at the low frequency slope of the (OH) absorption band in a solid

is possible only in situations of strong and very strong hydrogen bonds. However, this is not the case for the crystal in question where only weak and medium strong hydrogen bonds are present.

Taking into account the complex structure of the given crystal ($Z = 24$), proton order for $T < T_c$ and the data on practically independence of proton dynamics in solids, Fillaux et al. [17-22], a radically new theory of the proton behavior can be proposed.

3 Clusterization in the framework of orthodox statistical mechanics

Having considered whether nonhomogeneous states, i.e. clusters, may appear spontaneously in systems with hydrogen bonds, we first should describe the methodology developed in Refs. [3-5] and then apply it to the case, which falls within the Boltzmann statistics. We shall start from the construction of the Hamiltonian for a system of interacting particles. The Hamiltonian can be represented as follows

$$H(n) = \sum_s E_s n_s - \frac{1}{2} \sum_{s; s^0} V_{ss^0} n_s n_{s^0} + \frac{1}{2} \sum_{s; s^0} U_{ss^0} n_s n_{s^0} \quad (2)$$

where E_s is the additive part of the particle energy in the s th state. The main point of the approach is the presentation of the total atom/molecular pair potential into two terms: the repulsion and attraction components. So, in the Hamiltonian (2) V_{ss^0} and U_{ss^0} are respectively the paired energies of attraction and repulsion between particles located in the states s and s^0 . It should be noted that the signs before the potentials in expression (2) specify proper signs of the attractive and repulsive paired energies and this means that both functions V_{ss^0} and U_{ss^0} in expression (2) are positive. The statistical sum of the system

$$Z = \sum_{\text{fng}} \exp(-H(n)/k_B T) \quad (3)$$

may be presented in the field form

$$Z = \int \prod_s d\phi_s \int \prod_{s^0} d\phi_{s^0} \exp \left[\sum_s \phi_s \left(E_s - \frac{1}{2} \sum_{s^0} V_{ss^0} \phi_{s^0} + \frac{1}{2} \sum_{s^0} U_{ss^0} \phi_{s^0} \right) \right] \quad (4)$$

due to the following representation known from the theory of Gauss integrals

$$\exp \left[-\frac{1}{2} \sum_{s; s^0} W_{ss^0} n_s n_{s^0} \right] = \int \prod_s d\phi_s \int \prod_{s^0} d\phi_{s^0} \exp \left[\sum_s \phi_s n_s - \frac{1}{2} \sum_{s; s^0} W_{ss^0} \phi_s \phi_{s^0} \right] \quad (5)$$

where $D \equiv \int \prod_s \frac{d\mathbf{r}_s}{V} \frac{d\mathbf{p}_s}{h^3} \frac{d\mathbf{p}_{s^0}}{h^3} \frac{d\mathbf{r}_{s^0}}{V}$ implies the functional integration with respect to the field \mathbf{r}_s ; $\epsilon = \pm 1$ in relation to the sign of interaction (+1 for attraction and -1 for repulsion). The dimensionless energy parameters $V_{ss^0} = V_{ss^0}/k_B T$; $U_{ss^0} = U_{ss^0}/k_B T$; and $E_s = E_s/k_B T$ are introduced into expression (4). Further, we will use the known formula

$$\frac{1}{2\pi i} \int_{-\infty}^{\infty} dz z^{N-1} e^{P \sum_s n_s} = 1; \quad (6)$$

which makes it possible to settle the quantity of particles in the system, $\sum_s n_s = N$; and, consequently, we can pass to the consideration of the canonical ensemble of N particles. Thus the statistical sum (4) is replaced for

$$Z = \text{Re} \frac{1}{2\pi i} \int_{-\infty}^{\infty} dz \int_D \int_D \exp \left\{ \frac{1}{2} \sum_{s,s^0}^P U_{ss^0} \mathbf{r}_s \mathbf{r}_{s^0} + \sum_{s,s^0}^P V_{ss^0} \mathbf{r}_s \mathbf{r}_{s^0} \right\} + (N-1) \ln z \prod_{fn_s g=0}^P \exp \left\{ \sum_s^P n_s \mathbf{r}_s + i \sum_s E_s \right\} \ln z; \quad (7)$$

Summing over n_s we obtain

$$Z = \text{Re} \frac{1}{2\pi i} \int_D \int_D dz e^{S(\mathbf{r}; \mathbf{r}^0)} \quad (8)$$

where

$$S = \sum_s^P \left\{ \frac{1}{2} \sum_{s^0}^P U_{ss^0} \mathbf{r}_s \mathbf{r}_{s^0} + \sum_{s^0}^P V_{ss^0} \mathbf{r}_s \mathbf{r}_{s^0} \right\} + \ln \left(1 + \frac{1}{z} e^{E_s} e^{\mathbf{r}_s \cdot \mathbf{r}_{s^0}} \cos \theta_s \right) + (N-1) \ln z; \quad (9)$$

Here, the symbol θ characterizes the kind of statistics: Bose ($\theta = +1$) or Fermi ($\theta = -1$). Let us set $z = e^{\beta \mu}$ and consider the action S on a transit path that passes through the saddle-point at a fixed imaginary variable $\text{Im } z = 0$. In this case S may be regarded as the functional that depends on the two field variables \mathbf{r}_s and \mathbf{r}_{s^0} , and the fugacity $z = e^{\beta \mu}$ where μ is the chemical potential.

In a classical system the mean filling number of the s th energy level obeys the inequality

$$n_s = \frac{1}{z} e^{E_s} = e^{(\mu - E_s)/k_B T} \ll 1 \quad (10)$$

(note the chemical potential $\mu < 0$ and $\mu \ll k_B T$). By this means, we can simplify expression (9) expanding the logarithm into a Taylor series in respect to the small second member. As a result, we get the action that describes the ensemble of interacting particles, which are subjected to the Boltzmann statistics

$$S = \sum_s^P \left\{ \frac{1}{2} \sum_{s^0}^P U_{ss^0} \mathbf{r}_s \mathbf{r}_{s^0} + \sum_{s^0}^P V_{ss^0} \mathbf{r}_s \mathbf{r}_{s^0} \right\} + \frac{1}{z} e^{E_s} e^{\mathbf{r}_s \cdot \mathbf{r}_{s^0}} \cos \theta_s + (N-1) \ln z; \quad (11)$$

The extremum of functional (11) is realized at the solutions of the equations $S = 0$; $S = 0$; and $S = 0$, or explicitly

$$\sum_{s^0}^X \bar{U}_{s^0}^{-1} = \frac{1}{-} e^{\bar{E}_s} e^s \sin s; \quad (12)$$

$$\sum_{s^0}^X \bar{V}_{s^0}^{-1} = \frac{1}{-} e^{\bar{E}_s} e^s \cos s; \quad (13)$$

$$\frac{1}{-} \sum_{s^0}^X e^{\bar{E}_{s^0}} e^{s^0} \cos s^0 = N \quad 1: \quad (14)$$

If we introduce the denotation

$$N_s = \frac{1}{-} e^{\bar{E}_s} e^s \cos s; \quad (15)$$

we will easily see from Eq. (15) that the sum $\sum_s^P N_s$ is equal to the number of particles in the system studied. So the combined variable N_s specifies the quantity of particles in the s th state. This means that one may treat N_s as the variable of particle number in a cluster. Using this variable, we can represent the action (11) as a function of only one variable N_s and the fugacity

$$S = \sum_s^P \bar{V}_{s^0} N_s N_{s^0} + \sum_{s^0}^P \bar{U}_{s^0} N_s N_{s^0} - \frac{e^{2\bar{E}_s + 2 \sum_{s^0}^P \bar{V}_{s^0} N_{s^0}}}{2 N_s^2} \quad 1 \\ + \sum_s^P N_s (1 + \ln \quad): \quad (16)$$

If we put the variable $N_s = N = \text{const}$ in each of clusters, we may write instead of Eq. (14)

$$N K = N \quad 1: \quad (17)$$

Here K is the quantity of clusters and N is classified as the number of particles in a cluster. Thus the model deals with particles entirely distributed by clusters.

It is convenient now to pass to the consideration of one cluster and change the discrete approximation to a continuous one. The transformation means the passage from the summation over discrete functions in expression (15) to the integration of continual functions by the rule

$$\sum_{s^0}^P f_s = \frac{1}{V} \int_{\text{cluster}}^R d\mathbf{x} f(\mathbf{x}) = \frac{1}{V} \int_0^R d \int_0^R d \sin \frac{R}{1} dx x^2 f(x) \\ = \frac{1}{3} \int_0^R dx x^2 f(x); \quad (18)$$

here $V = 4 \pi g^3/3$ is the effective volume of one particle, $R = g$ is the dimensionless radius of a cluster where g is the mean distance between particles in a cluster, and x is the dimensionless variable ($x = [1; R = g]$); therefore, the number of particles in the cluster is linked with R and g by the relation $(R = g)^3 = N$ (see Ref. [4] for details). Below we assume that $N \gg 1$.

If we introduce the designations (x is the dimensionless variable)

$$a = 3 \int_1^{Z_{N^{-1=3}}} dx x^2 U(x); \quad b = 3 \int_1^{Z_{N^{-1=3}}} dx x^2 V(x); \quad (19)$$

we will arrive at the action in the simple form

$$S = K \int_1^n (a - b) N^2 - \frac{1}{2} a e^{2E + 2bN} + (N - 1) \ln : \quad (20)$$

The exponent term in the right-hand side of expression (20) is the smallest one (owing to the inequality $e^{2E} = 2 - 1$) and we omit it hereinafter. Thus we shall start from the action

$$S' = K \int_1^n (a - b) N^2 + N \ln : \quad (21)$$

The extremum (minimum) of the action (21) is reached at the meaning of N ; which is found from the equation $S' = N = 0$ and satisfies the inequality $\partial^2 S' = N^2 > 0$: The value of N_{extr} obtained in such a way will correspond to the number of particles that compose a cluster.

4 Collective dynamics of hydrogen atoms

In the $\text{-KIO}_3 \cdot \text{HIO}$ crystal hydrogen atoms are not free, they are bound with oxygen atoms. That is why we should analyze, what kinds of clusters could hydrogen atoms form? In the first approximation, in the crystal lattice atoms/molecules are characterized by their harmonic vibrations in the vicinity of equilibrium positions. The amplitude of small displacement A of an atom in the crystal lattice lies in the range 0.01 to 0.03 nm. In the crystal state this parameter, i.e. A , surrogates the de Broglie wavelength of a free atom. Since A takes the place of λ , the expression for the amplitude of inerton cloud (1) becomes $\lambda = A c$. That is, $\lambda = 1 \text{ nm}$ and therefore the inerton cloud of a crystal's entity can span over $10^3 g$; where g is the lattice constant. Note that such a strong overlap of inerton clouds of entities, in particular, protons, is permanently used in the theory of ferroelectrics for a long time: researchers implicitly introduce an order parameter that introduces long-range interaction in the proton subsystem below the phase transition that is needed for the description of the ferro- or antiferroelectric state, though the de Broglie wavelength of protons has only an order of the lattice constant g (see, e.g. Refs. [27,28]).

The methodology, which is described, does not need any fitting order parameter. Instead, based on the findings of Fillaux et al. [17-22] (especially see review article [21]), we can consider the subsystem of hydrogen atoms as quite independent from the framework. This is quite possible to do if we use the two-level model for the description of hydrogen atoms; in the model each hydrogen atom is able to occupy either the ground state or only one excited state. Being in the excited state, the hydrogen atoms will behave as typical quasi-particles, which are able to interact each other. Due to the link with oxygens, the interaction between the hydrogen atoms is rather Van der Waals' and can be simulated by the Lennard-Jones potential.

The second type of interaction does not fall within the electromagnetic interaction and can be assigned to the pure quantum mechanical interaction caused by the overlapping of the hydrogen atom matter waves, i.e. elastic inerton clouds.

Thus, the pair potential between hydrogen atoms can be written as the sum of the Lennard-Jones potential and an additional harmonic potential that takes into account the weak quantum mechanical interaction of hydrogen atoms via the inerton field on the scale r :

$$W = \frac{1}{r-g}^{12} - \frac{1}{r-g}^6 + \frac{1}{2} k r^2 : \quad (22)$$

Here ϵ is the energy constant, g is the equilibrium distance between a pair of interacting hydrogen atoms and k is the elasticity constant that characterizes the elastic interaction of hydrogen atom inerton clouds (and may be partly the backbone atoms). Once again, why the potential is chosen in the form $\frac{1}{2} k r^2$? This is because of the following reason: All the hydrogen atoms in question are characterized by inerton clouds with the same parameters, namely, the momentum and the kinetic energy. So the clouds look like identical balls and such balls when contacting have to undergo an elastic interaction. As a result, the mean inerton field generated by hydrogen atoms appears in the crystal backbone.

The theoretical and experimental research carried out in Ref. [8] allows one to conclude that the elasticity constant associated with the presence of the inerton field in a matter is small in comparison with the conventional force constant of a solid, which provides for the crystal lattice stability (on average, the force constant comes out to several tens of N/m).

Let us now separate repulsive and attractive parts from the potential (22) and represent them in the dimensionless form

$$U(x) = \frac{1}{k_B T x^{12}}; \quad (23)$$

$$V(x) = \frac{1}{k_B T x^6} - \frac{g^2}{2k_B T} x^2 : \quad (24)$$

Substituting potentials (23) and (24) into the corresponding formulas for parameters a and b (19), we get instead of expression (21) with accuracy to $1/N$

$$S = K \frac{36}{k_B T} - \frac{3}{10} \frac{g^2}{k_B T} N^{5/3} N^2 + N \ln : \quad (25)$$

If we retain the major terms in the equation $S = N = 0$; we will obtain retaining highest terms

$$72 \frac{1}{k_B T} N - \frac{11}{10} \frac{g^2}{k_B T} N^{8/3} = 0 : \quad (26)$$

The solution to equation (26) is

$$N = \frac{11}{720} \frac{1}{g^2} : \quad (27)$$

Here the interaction energy between a pair of hydrogen atoms is taken to be typical Van der Waals', i.e. $\epsilon' = 10 \text{ kJ/mol} = 1.66 \cdot 10^{-20} \text{ J}$; the mean equilibrium distance between hydrogens $g' = 3 \cdot 10^{-10} \text{ m}$. The elasticity constant of the hydrogen atoms' inerton field, i.e. β , is a free parameter; let us set $\beta' = 3.9 \cdot 10^2 \text{ N/m}$ (for comparison, we point out numerical values of β that characterizes the harmonic interaction in other systems (in N/m): 10 to 100, for the electromagnetic atom-atom interaction in a solid; 10^{-14} ; for the interaction between electrons and the surface of a liquid helium [5]). Substituting the aforementioned numerical values of ϵ' ; g' ; and β' into expression (27) we obtain: $N = 52$.

The value of hydrogen atoms N is also evident from the spectra shown in Figs. 1 and 2. Indeed, it is obvious that our cluster is some kind of a dynamic system since hydrogen atoms, which enter the cluster, do not move from their equilibrium positions, but only trade inerton excitations. In other words, we may treat the cluster as a crystallite in which oscillations of the inermass of hydrogen atoms occur. Equivalently, the inermass of each of the hydrogen atoms fluctuate periodically changing from $m_H - \frac{1}{2}m$ to $m_H + \frac{1}{2}m$, where m is the effective mass of an inerton excitation in the crystallite studied. Thus, the vibratory motion of hydrogen atoms is modulated by the oscillation of the mass of the crystallite lattice's sites.

The last assertion needs an additional elucidation. The mass of hydrogen atoms can be altered periodically owing to the following reason. The inermass carrying by hydrogen atoms' inerton cloud is estimated as [29]

$$m = m_H \left(\frac{p}{1 - \frac{v^2}{c^2}} - 1 \right) \approx m_H \frac{v^2}{2c^2} = 10^{10} m_H \quad (28)$$

at the velocity $v = 10^3 \text{ m/s}$. The amplitude of inerton cloud of one hydrogen atom covers down to $3 = g^3 = 10^0$ primitive cells and each cell includes 24 hydrogens. This means that the number of hydrogen atoms, which is capable to contribute to the effective mass of one hydrogen atom, is enormous and, therefore, the effective mass m should fall within the inequality

$$m = 10^{10} : \quad (29)$$

Inertons carry mass and feature velocity. Because of that, the behavior of inerton excitations in the crystallite can be studied starting from the Lagrangian that is typical for the crystal lattice of a solid (see, e.g. Ref. [30])

$$L = \frac{m}{2} \sum_{l,j} \dot{u}_l^2 - \frac{1}{2} \sum_{l,m;n} u_l u_n \quad (l \neq n) \quad (30)$$

Here the first term describes the kinetic energy of inerton excitations and the second term specifies the potential energy of the excitations. The prime at the sum symbol in Lagrangian (30) signifies that terms with coinciding indices l and n are not taken into account in summation. u_l ($l = 1; 2; 3$) are three components of displacement of an excitation from the lattice site whose equilibrium position is determined by the lattice vector l ; \dot{u}_l are three components of the velocity of the excitation;

$(l \neq n)$ are the components of the elasticity tensor of the crystallite lattice and then the elasticity constant β that enters into expressions from (22) to (27) can be considered as the convolution of the tensor β_{lmn} .

Let us now approximate the elasticity tensor by two components: longitudinal, χ_{jj} , and transversal, χ_{\perp} . The corresponding mass components are $m_{jj} = m_H \chi_{jj} = m_{cr1}$ and $m_{\perp} = m_H \chi_{\perp} = m_{cr2}$ and hence $m_{jj(\perp)} = m_H (\chi_{cr1(2)})$ are components of the force tensor of the crystal studied).

The Lagrangian (30) produces the dispersion equation for allowed frequencies of inerton excitations in a cluster. The form of the equation is the same as that for pure acoustic phonon branches in a solid (see e.g. Ref. [29])

$$\omega_{\perp l}^2 = q_l^2 g^2 / m_{\perp} = q_l^2 / (m_H \chi_{cr1(2)}) = q_l^2 v_{\perp}^2 \quad (31)$$

where the index l characterizes the two types of inerton modes: longitudinal, $l = jj$, and transversal, $l = \perp$. Hence $v_{jj(\perp)}$ the typical longitudinal and transversal sound velocities in the crystal. Eq. (31) is correct until the inequality $q_l g < \pi$ holds where wavenumbers $q_l = l/gN$ and $l = 1; 2; \dots; (N-1)$. We can note in passing that as it follows from relation (31), the order of the effective mass is $m \sim 10^6 m_H$, which is in accord with the requirement (29).

The dispersion law (31) is still proper in the center of the Brillouin zone. Figs. 1 and 2 depict the infrared spectra just in the given range. A series of submaximums, which are superimposed on the carrying absorption band, are equidistant. It is this behavior that the spectrum of inerton excitations (31) prescribes. Besides, as it follows from the form of the Lagrangian (30), the equation of motion of each of the inerton excitations is reduced to the equation of motion of a linear oscillator. Therefore, the coefficient of absorption of inerton excitations is the same as that of absorption of an oscillator. Thus, the rough estimation of the total absorption coefficient of the vibratory hydrogen atoms can be represented as follows

$$K(\omega) / C_1 (\omega - \omega_{max,jj})^2 + \omega_{\perp}^{-1} + C_2 \sum_{j=1}^N (\omega - \omega_j)^2 + \omega_{\perp}^{-1} \quad (32)$$

where $\omega_{max,jj}$ corresponds to the maximum of the spectra of (OH) band and $\omega_{max,\perp}$ corresponds to the maximum of (OH) band shown in Figs. 1 and 2, respectively. The second summation in the left-hand side of expression (32) describes the absorption caused by inerton excitations, hence ω_j obeys dispersion equation (31). Coefficients $C_{1(2)}$ are constants.

If we build up the profiles of the absorption spectra by expression (32), we will obtain graphs (Figs. 3 and 4), which agree closely with those shown in Figs. 1 and 2.

We can check on solution (27) because the same value of N should follow from the comparison of the difference between absorption frequencies ω_l of two nearest submaximums written, on the one hand, for incident photons and, on the other hand, for excited inerton excitations. In fact, as it is evident from Figs. 1 and 2,

$$\omega_{jj} = 120 \text{ cm}^{-1} \quad c; \quad \omega_{\perp} = 24.5 \text{ cm}^{-1} \quad c \quad (33)$$

where c is the velocity of light. At the same time, it is evident from the dispersion law (31) that these values also come out to

$$\omega_l = v_l q \quad (34)$$

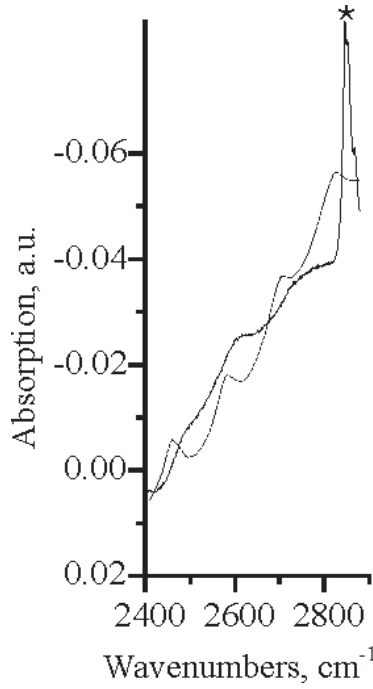


Figure 3: Experimental curve (curve 3 of Fig. 1, the asteric denotes the Nu β l absorption band) and the curve calculated by expression (32), or more exactly by formula $K_{jj} = C \left[\left(\omega - 2900^2 + 300^2 \right)^{-1} + \frac{1}{800} \sum_{j=0}^{51} \left[\left(\omega - 120 - (0.5 + j)^2 + (12 + 0.8j)^2 \right)^{-1} \right] \right]$ (dashed line).

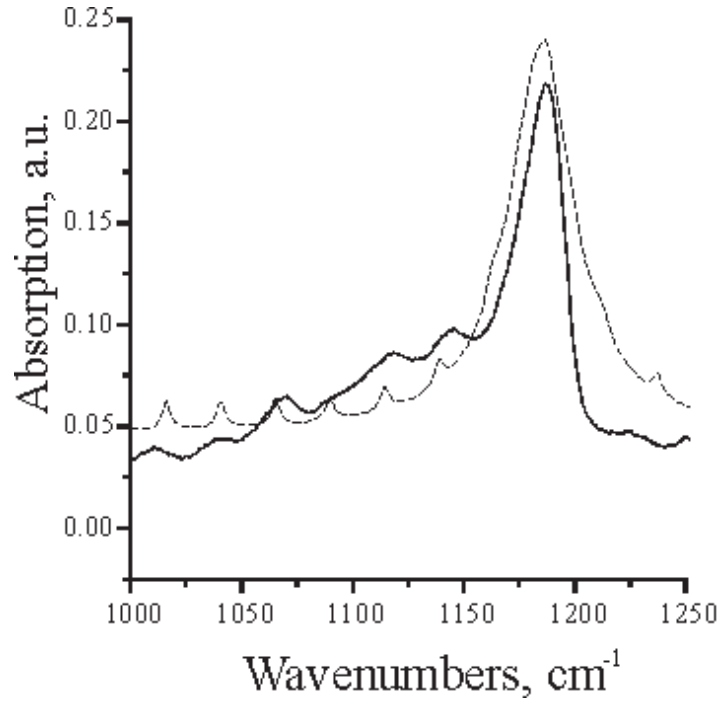


Figure 4: Experimental curve (curve 5 of Fig. 2, solid line) and the curve calculated by expression (32), or more exactly by formula $K_{jj} = \left[\left(\omega - 1185^2 + 20^2 \right)^{-1} + \frac{1}{800} \sum_{j=0}^{51} \left[\left(\omega - 24.5 - (0.5 + j)^2 + (0.1 + 0.08j)^2 \right)^{-1} \right] \right]$ (dashed line).

where allowance is made for the explicit form of the wavenumber q_1 in the cluster (i.e. $q = 2\pi gN$). Substituting values of ω from expressions (33) into Eq. (34), choosing the corresponding fitting values of the sound velocities $v_{jj} = 4.5 \cdot 10^3$ m/s and $v_z = 1.8 \cdot 10^3$ m/s, and setting the crystallite constant $g = 3 \cdot 10^{10}$ m, we will arrive at the same value of hydrogen atoms in a cluster that expression (27) prescribes, $N = 52$.

5 Concluding Remarks

Thus, the IR spectroscopic study of the $\text{KIO}_3 \cdot \text{H}_2\text{O}$ crystal exhibited the band fine structures in the stretching and bending vibrations of hydrogen bonds. The appearance of those substructures has been associated with excited states of hydrogen atoms in clusters, which are formed due to the mechanism stated above. Hydrogen atoms, which enter a cluster, do not move from their equilibrium positions in the crystal backbone, however, the interaction of the hydrogen atoms through the electromagnetic field and the quantum mechanical (i.e. inerton) field brings into existence their synchronous vibrations. Thereby, a fundamentally new type of the interaction between hydrogen atoms, which result in the oscillation of their mass, has been revealed. The oscillation of atomic mass uncovered at the experiment described is of infrequent occurrence, though it was already known previously: Podkletnov's phenomenon [31,32], i.e. loss of a part of the mass of electrons in the superconductor state at special conditions, serves as a good example of soundness of the theory proposed.

The estimated number of hydrogen atoms $N = 52$ correlates well with the appropriate number calculated from the consideration of the band fine structures.

The phenomenon studied in the present work in fact has demonstrated the inner nature of the interaction of simplest entities, i.e. hydrogen atoms, in the solid. Since the inerton field concerns the matter construction in general, the results obtained in this work might be very required at the investigation of other difficult problems associated with a subtle analysis of physical processes in condensed media.

Acknowledgment

I am indebted to Professor F. Fillaux and Professor G. Zundel for the useful discussion of the results presented in this work.

References

- [1] B. Engelen, T. Gavrilko, M. Panthofer, G. A. Puchkovska, J. Baran, and H. Ratajczak, Selected papers from the Int. Conf. on Spectroscopy of Molecules and Crystals, ed.: G. A. Puchkovska. Proceed. of SPIE, 4938, 15-20 (2002).

- [2] E. D. Bebtzky, and B. I. Lev, *Theor. Math. Phys.* 60, 120 (1984); in Russian.
- [3] V. Krasnoholovets, and B. Lev., *Ukr. Fiz. Zh.* 33, 296 (1994); in Ukrainian.
- [4] B. I. Lev, and A. Yu. Zhugaevich, *Phys. Rev. E* 57, 6460 (1998).
- [5] V. Krasnoholovets, and B. Lev, *Cond. Matt. Phys.*, under consideration (also [arXiv.org](http://arxiv.org) e-print archive, cond-mat/0210131).
- [6] V. Krasnoholovets, and D. Ivanovsky, *Phys. Essays* 6, 554 (1993) (also [arXiv.org](http://arxiv.org) e-print archive, quant-ph/9910023).
- [7] V. Krasnoholovets, *Phys. Essays* 10, 407 (1997) (also [arXiv.org](http://arxiv.org) e-print archive quant-ph/9903077).
- [8] V. Krasnoholovets, and V. Byckov, *Ind. J. Theor. Phys.* 48, 1 (2000) (also [arXiv.org](http://arxiv.org) quant-ph/0007027).
- [9] V. Krasnoholovets, *Ind. J. Theor. Phys.* 48, 97 (2000) (also [arXiv.org](http://arxiv.org) quant-ph/0103110).
- [10] V. Krasnoholovets, *Ind. J. Theor. Phys.* 49, 1 (2001) (also [arXiv.org](http://arxiv.org) quant-ph/9906091).
- [11] V. Krasnoholovets, *Ind. J. Theor. Phys.* 49, 85 (2001) (also [arXiv.org](http://arxiv.org) quant-ph/9908042).
- [12] V. Krasnoholovets, *Spacetime & Substance*, 1, 172 (2000) (also [arXiv.org](http://arxiv.org) quant-ph/0106106); *Int. J. Comput. Anticipat. Systems*, 11, 164 (2002) (also [arXiv.org](http://arxiv.org) quant-ph/0109012).
- [13] V. Krasnoholovets, *Ann. de la Fond. L. de Broglie*, 27, no. 1, 93 (2002) (also [arXiv.org](http://arxiv.org) quant-ph/0202170).
- [14] B. Engelen, T. Gavrilko, M. Panhofer, G. Puchkovska, and I. Sekirin, *J. Mol. Struct.* 523, 163 (2000).
- [15] T. Gavrilko, G. Puchkovska, Yu. Polivanov, and A. Yaremko, *Ukr. Fiz. Zh.* 30, 29 (1985); in Russian.
- [16] A. Barabash, J. Baran, T. Gavrilko, K. Eshinov, G. Puchkovska, and H. Ratajczak, *J. Mol. Struct.* 404, 187 (1997).
- [17] F. Fallaux, J. Tomkinson, and J. Penfold, *Chem. Phys.* 124, 425 (1988).
- [18] F. Fallaux, J. P. Fontaine, M. H. Baron. G. J. Kearly, and J. Tomkinson, *Chem. Phys.* 176, 249 (1993).
- [19] F. Fallaux, J. P. Fontaine, M. H. Baron. G. J. Kearly, and J. Tomkinson, *Biophys. Chem.* 53, 155 (1994).
- [20] F. Fillaux, N. Leygue, J. Tomkinson, A. Cousson and W. Paulus, *Chem. Phys.* 244, 387 (1999).
- [21] F. Fillaux, *J. Mol. Struct.* 511-512, 35 (1999).
- [22] F. Fillaux, *Solid State Ionics* 125, 69 (1999).

- [23] T. Horsewill, M. Johnson, and H. P. Trommsdor, *Europhys. News* 28, 140 (1997).
- [24] Ch. Rambaud, and H. P. Trommsdor, *Chem. Phys. Lett.* 306, 124 (1999).
- [25] S. Bratos, and H. Ratajczak, *J. Chem. Phys.* 76, 77 (1982).
- [26] H. Ratajczak, and A. M. Yaremko, *Chem. Phys. Lett.* 243, 348 (1995).
- [27] V. G. Vaks, *Introduction to the microscopic theory of ferroelectrics* (Nauka, Moscow, 1973); in Russian.
- [28] R. Blinc, and B. Zeks, *Soft mode in ferroelectrics and antiferroelectrics* (North-Holland Publishing Company – Amsterdam, Oxford; American Elsevier Publishing Company, Inc. – New York, 1974).
- [29] V. Krasnoholovets, hep-th/0205196.
- [30] A. S. Davydov, *The theory of solid* (Nauka, Moscow, 1976); in Russian.
- [31] E. Podkletnov, cond-mat/9701074.
- [32] E. Podkletnov and G. Modanese, physics/0108005.