

Spin transport and relaxation in superconductors

T. Yamashita, S. Takahashi, H. Imamura* and S. Maekawa

Institute for Materials Research, Tohoku University, Sendai 980-8577, Japan

**Graduate School of Information Sciences, Tohoku University, Sendai 980-8579, Japan*

(December 2, 2024)

We study theoretically the effect of spin relaxation on the spin transport in a ferromagnet(FM)/superconductor(SC) tunnel junction. When spin-polarized electrons are injected into the SC from the FM, non-equilibrium spin accumulation as well as spin current are created in the range of the spin diffusion length in the SC. We find that the spin diffusion length in the superconducting state is the same as that in the normal state. We examine a FM/SC/SC double tunnel junction, and show that the spin current is detected by Joule heat generated at the Josephson junction. This provides a new method to obtain the spin diffusion length by probing the spin current in SCs.

Spin transport through magnetic nanostructures has attracted much interest. Using the method of tunneling spectroscopy, Tedrow and Meservey [1] demonstrated that the current through the junction between a ferromagnet (FM) and a superconductor (SC) is spin-polarized. Johnson and Silsbee [2,3] and Jedema *et al.* [4] have observed non-equilibrium spin accumulation in a non-magnetic metal sandwiched by FMs. Suppression of the superconducting gap due to spin accumulation has been shown experimentally [5–7] and theoretically [8].

There has been a number of studies on the spin relaxation time and the spin diffusion length in SCs. However, the results are controversial: In a spin coupled resistance in permalloy/Nb/permalloy trilayers [3], it was shown that the spin diffusion length of Nb decreases with decreasing temperature in the superconducting state. In contrast, the spin relaxation time in SCs was measured by the method of electron spin resonance (ESR) and was concluded to increase with decreasing temperature in SCs [9,10]. It was also shown that the spin diffusion length in SCs increases with decreasing temperature [11] by assuming that the length is proportional to the square root of the spin relaxation time. Since the spin diffusion length and the spin relaxation time are key quantities for the spin transport in SCs, it is highly desired to construct a theory of the spin transport and relaxation and to solve the controversial issue mentioned above.

In this letter, we study the spin transport through a FM/SC tunnel junction. The spin accumulation and spin current in SC are calculated based on the Boltzmann transport theory. It is shown that the spin diffusion length in the superconducting state is equal to that in the normal state. We examine a FM/SC1/SC2 double tunnel junction, and show that the spin current is detected by Joule heat generated at the Josephson junction [12], which provides information about the spin diffusion length and the spin relaxation in SC.

We first consider a FM/SC tunnel junction. The bias voltage V_T is applied to the tunnel junction of resistance R_T . The tunnel barrier is at $x = 0$ and the current flows in the x direction. The tunnel current is calcu-

lated by using the phenomenological tunnel Hamiltonian that describes the transfer of electrons from one electrode to the other. If the SC is in the superconducting state, it is convenient to rewrite the electron operators $a_{\mathbf{k}\sigma}$ in the SC in terms of the quasiparticle operators $\gamma_{\mathbf{k}\sigma}$ by using the Bogoliubov transformations [13], $a_{\mathbf{k}\uparrow} = u_{\mathbf{k}}\gamma_{\mathbf{k}\uparrow} + v_{\mathbf{k}}^*\hat{S}\gamma_{-\mathbf{k}\downarrow}^\dagger$ and $a_{-\mathbf{k}\downarrow}^\dagger = -v_{\mathbf{k}}\hat{S}^\dagger\gamma_{\mathbf{k}\uparrow} + u_{\mathbf{k}}^*\gamma_{-\mathbf{k}\downarrow}^\dagger$, where $|u_{\mathbf{k}}|^2 = 1 - |v_{\mathbf{k}}|^2 = \frac{1}{2}(1 + \xi_{\mathbf{k}}/E_{\mathbf{k}})$, \hat{S} is the operator which annihilates a Cooper pair, and $E_{\mathbf{k}} = [\xi_{\mathbf{k}}^2 + \Delta^2]^{1/2}$ is the quasiparticle dispersion with $\xi_{\mathbf{k}}$ and Δ being the one-electron energy relative to the chemical potential of the condensate and the superconducting gap, respectively.

From the Fermi's golden rule, the spin-dependent tunnel currents across the FM/SC junction are given by [8]

$$I_{T\uparrow}(V_T) = (G_{T\uparrow}/e) [\mathcal{N} - \mathcal{S}(0)], \quad (1a)$$

$$I_{T\downarrow}(V_T) = (G_{T\downarrow}/e) [\mathcal{N} + \mathcal{S}(0)], \quad (1b)$$

where $G_{T\sigma}$ is the tunnel conductance for electrons with spin σ when the SC is in the normal state, and e the electronic charge. The quantity \mathcal{N} is the ordinary tunneling term driven by the bias voltage V_T :

$$\mathcal{N}(V_T) = \int_{-\infty}^{\infty} \mathcal{D}_S(E) [f_0(E - eV_T) - f_0(E)] dE, \quad (2)$$

where $\mathcal{D}_S(E) = \text{Re} [|E|/\sqrt{E^2 - \Delta^2}]$ is the normalized BCS density of states and $f_0(E)$ the Fermi distribution function. The quantity $\mathcal{S}(x)$ is the normalized spin density at position x ;

$$\mathcal{S} = \frac{1}{2\mathcal{D}_N} \sum_{\mathbf{k}} [f_{\mathbf{k}\uparrow} - f_{\mathbf{k}\downarrow}], \quad (3)$$

where $f_{\mathbf{k}\sigma} = \langle \gamma_{\mathbf{k}\sigma}^\dagger \gamma_{\mathbf{k}\sigma} \rangle$ is the distribution function for quasiparticles with energy $E_{\mathbf{k}}$ and spin σ in the SC, and \mathcal{D}_N the density of states in the normal state. We neglect the contribution of charge imbalance in Eq. (1) since it has no relevance to the spin-dependent effect [14]. The charge current $I_{\text{charge}}^T = I_{T\uparrow} + I_{T\downarrow}$ and the spin current $I_{\text{spin}}^T = I_{T\uparrow} - I_{T\downarrow}$ through the junction are given by

$$I_{\text{charge}}^T = [\mathcal{N} - P\mathcal{S}(0)] / (eR_T), \quad (4a)$$

$$I_{\text{spin}}^T = [P\mathcal{N} - \mathcal{S}(0)] / (eR_T), \quad (4b)$$

where $1/R_T = G_{T\uparrow} + G_{T\downarrow}$ and $P = (G_{T\uparrow} - G_{T\downarrow}) / (G_{T\uparrow} + G_{T\downarrow})$ is the tunneling spin-polarization.

Let us examine the effect of spin relaxation on the spin accumulation and the spin current in SC. In a steady state, the Boltzmann equation is written as

$$\mathbf{v}_{\mathbf{k}} \cdot \nabla_{\mathbf{r}} f_{\mathbf{k}\sigma} + \dot{\mathbf{k}} \cdot \nabla_{\mathbf{k}} f_{\mathbf{k}\sigma} = \left(\frac{\partial f_{\mathbf{k}\sigma}}{\partial t} \right)_{\text{scatt}}, \quad (5)$$

where $\mathbf{v}_{\mathbf{k}} = \hbar^{-1} \nabla_{\mathbf{k}} E_{\mathbf{k}}$ is the group velocity of quasiparticles. In the superconducting state, there is no electric field inside SC and thus $\dot{\mathbf{k}} = 0$. The right hand side of Eq. (5) denotes the scattering term arising from scattering of quasiparticles by nonmagnetic impurities, and is decomposed into the terms due to momentum scattering and spin-flip scattering [15]

$$\left(\frac{\partial f_{\mathbf{k}\sigma}}{\partial t} \right)_{\text{scatt}} = -\frac{f_{\mathbf{k}\sigma} - f_{0\sigma}}{\tau_{\text{imp}}} - \frac{f_{0\sigma} - f_{0-\sigma}}{\tau_{\text{sf}}}, \quad (6)$$

where $f_{0\sigma}$ is the distribution function averaged over the direction of \mathbf{k} , $\tau_{\text{imp}} = (E_{\mathbf{k}}/|\xi_{\mathbf{k}}|) \tau_{\text{imp}}^{(n)}$ and $\tau_{\text{sf}} = (E_{\mathbf{k}}/|\xi_{\mathbf{k}}|) \tau_{\text{sf}}^{(n)}$ are the momentum and the spin-flip scattering times in the superconducting state, respectively, and $\tau_{\text{imp}}^{(n)}$ and $\tau_{\text{sf}}^{(n)}$ are those in the normal state.

In the FM/SC junction, the physical quantities vary in the x direction and are uniform in the yz plane, where $\nabla_y f_{\mathbf{k}\sigma} = \nabla_z f_{\mathbf{k}\sigma} = 0$. From Eqs. (5) and (6), we have

$$v_{\mathbf{k}}^x \nabla_x f_{\mathbf{k}\sigma} = -\frac{f_{\mathbf{k}\sigma} - f_{0\sigma}}{\tau_{\text{imp}}} - \frac{f_{0\sigma} - f_{0-\sigma}}{\tau_{\text{sf}}}, \quad (7)$$

which yields the solution

$$f_{\mathbf{k}\sigma} \sim f_{0\sigma} - \tau_{\text{imp}} \left(v_{\mathbf{k}}^x \nabla_x f_{0\sigma} + \frac{f_{0\sigma} - f_{0-\sigma}}{\tau_{\text{sf}}} \right). \quad (8)$$

The spin-dependent current density i_{σ} flowing in the x direction is calculated as

$$i_{\sigma} = e \sum_{\mathbf{k}} v_{\mathbf{k}}^x f_{\mathbf{k}\sigma} = -2e\mathcal{D}_N D^{(n)} \int_{\Delta}^{\infty} \nabla_x f_{0\sigma} dE, \quad (9)$$

where $D^{(n)}$ is the diffusion constant in the normal state, $D^{(n)} = \frac{1}{3} v_F^2 \tau_{\text{imp}}^{(n)}$, with v_F being the Fermi velocity.

The spin accumulation at position x in the SC is created by shifting the chemical potential of up-spin quasiparticles by $\delta\mu(x)$ and that of down-spin ones by $-\delta\mu(x)$, which is described by taking $f_{0\sigma}(E, x) = f_0(E - \sigma\delta\mu(x))$. When $\delta\mu$ is much smaller than Δ , $f_{0\sigma}$ is expanded as

$$f_{0\sigma}(E, x) \sim f_0(E) - \sigma [\partial f_0(E)/\partial E] \delta\mu(x). \quad (10)$$

Making use of Eq. (10) in Eqs. (3) and (9), we obtain

$$\mathcal{S}(x) = 2 \int_{\Delta}^{\infty} dE \mathcal{D}_S(E) [-\partial f_0(E)/\partial E] \delta\mu(x), \quad (11)$$

$$i_{\sigma}(x) = -2e\sigma \mathcal{D}_N D^{(n)} f_0(\Delta) \nabla_x \delta\mu(x). \quad (12)$$

We immediately find that the charge current density vanishes; $i_{\text{charge}} = i_{\uparrow} + i_{\downarrow} = 0$, while the spin current density $i_{\text{spin}}(x) = i_{\uparrow} - i_{\downarrow}$ is driven by the gradient of $\delta\mu(x)$;

$$i_{\text{spin}}(x) = -4e\mathcal{D}_N D^{(n)} f_0(\Delta) \nabla_x \delta\mu(x). \quad (13)$$

On the other hand, from Eq. (7), the divergence of $i_{\text{spin}}(x)$ is given by

$$\nabla_x i_{\text{spin}}(x) = -\left[4e\mathcal{D}_N / \tau_{\text{sf}}^{(n)} \right] f_0(\Delta) \delta\mu(x). \quad (14)$$

Therefore, from Eqs. (13) and (14), the chemical potential shift satisfies the following equation

$$\lambda_s^2 \nabla_x^2 \delta\mu(x) = \delta\mu(x), \quad (15)$$

with λ_s being the spin diffusion length in the SC

$$\lambda_s = \sqrt{D^{(n)} \tau_{\text{sf}}^{(n)}}. \quad (16)$$

In the FM/SC junction, Eq. (15) has a solution of the form $\delta\mu(x) \propto \exp(-x/\lambda_s)$, and therefore both the spin accumulation and spin current, Eq. (13), decay exponentially on the length scale of λ_s . The value of λ_s has been estimated to be 450 μm for Al [2] and 0.78 μm for Nb [3]. *Note that the spin diffusion length in the superconducting state is the same as that in the normal state.*

The spin injection experiment has been done to extract the spin diffusion length λ_s in Nb by using bipolar spin transistors [3]. From the measurement of an excess voltage V_s ($\propto \delta\mu$) due to spin accumulation, a strong dependence of V_s on temperature (T) was obtained below the superconducting critical temperature T_c . In the analysis in [3], the relation $V_s = V_{s0} \exp(-x/\lambda_s)$ was used and the T -dependence of V_s was replaced by that of λ_s . However, since λ_s is independent of T as given by Eq. (16), we consider that the T -dependence of V_s is replaced with that of V_{s0} . A possible origin for the strong T -dependence of V_{s0} is that the spin polarization at the interface is strongly temperature dependent due to the proximity effect because in the experiment a very thin Au layer was inserted between FM and SC.

Another important quantity for the spin transport is the spin relaxation time τ_s of \mathcal{S} in the superconducting state, which is measured by the ESR experiment. If we introduce τ_s by the relaxation time approximation $(\partial \mathcal{S} / \partial t)_{\text{scatt}} = -\mathcal{S} / \tau_s$ and uses Eqs. (3) and (6), we find

$$\tau_s = \frac{\int_{\Delta}^{\infty} \frac{|E|}{\sqrt{E^2 - \Delta^2}} [f_{0\uparrow} - f_{0\downarrow}] dE}{\int_{\Delta}^{\infty} [f_{0\uparrow} - f_{0\downarrow}] dE} \tau_{\text{sf}}^{(n)}. \quad (17)$$

For $\delta\mu \ll \Delta$, Eq. (17) reduces to the result of earlier theories [16]. Figure 1 shows the temperature dependence

of τ_s . In the normal state ($\Delta = 0$) above T_c , τ_s coincides with $\tau_{\text{sf}}^{(n)}$. In the superconducting state below T_c , however, τ_s increases rapidly with decreasing T and behaves like $\tau_s \simeq (\pi\Delta/2k_B T)^{1/2} \tau_{\text{sf}}^{(n)}$ at low T . It is worthwhile to note that one can not replace $\tau_{\text{sf}}^{(n)}$ with τ_s in Eq. (16) when evaluating λ_s [17], because τ_s is the relaxation time of the macroscopic quantity \mathcal{S} while $\tau_{\text{sf}}^{(n)}$ is the transport relaxation time of an individual quasiparticle with particular energy, which causes the difference between them in the superconducting state. This is in sharp contrast to the case of normal state, where τ_s is the same as $\tau_{\text{sf}}^{(n)}$, and therefore τ_s can be used to estimate λ_s .

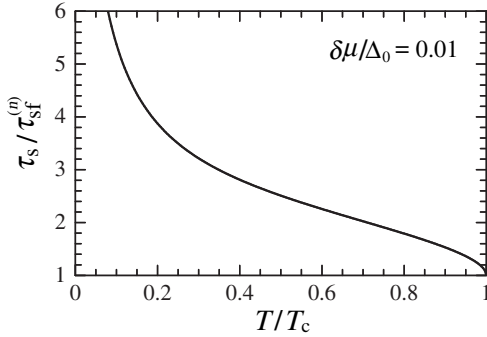


FIG. 1. Temperature dependence of the spin relaxation time. The gap Δ_0 is the value of Δ at $T = 0$.

In order to investigate the spin diffusion length and the spin current in SCs, we consider a FM/SC1/SC2 double tunnel junction. The SC1 and SC2 are identical SCs, and the thickness of SC1 is d and that of SC2 is semi-infinite. The tunnel resistance of the FM/SC1 and SC1/SC2 junctions are R_T and R_J , and the voltage drops across the junctions are V_T and V_J , respectively. The tunnel current through the Josephson junction (JJ) is expressed as

$$I = I_{\text{charge}}^J(V_J) + I_{J1}(V_J) \sin \varphi + I_{J2}(V_J) \cos \varphi, \quad (18)$$

with the phase difference φ of the gap parameters in SC1 and SC2. In Eq. (18), the first term describes the quasiparticle tunneling, and the second and third terms describe the phase coherent (Cooper pair) tunneling. The usual Josephson effect is associated with the $\sin \varphi$ term. Using the Fermi's golden rule, we have the spin-dependent quasiparticle tunnel current,

$$I_{\text{qp}}^\sigma(V_J) = \frac{1}{2eR_J} \int_{-\infty}^{\infty} dE \mathcal{D}_S(E) \mathcal{D}_S(E + eV_J) \times [f_0(E - \sigma\delta\mu_1) - f_0(E + eV_J - \sigma\delta\mu_2)], \quad (19)$$

where $\delta\mu_i(x)$ is the shift of the chemical potential in the i -th SC. The quasiparticle charge current $I_{\text{charge}}^J = I_{\text{qp}}^\uparrow(V_J) + I_{\text{qp}}^\downarrow(V_J)$ and spin current $I_{\text{spin}}^J = I_{\text{qp}}^\uparrow(V_J) - I_{\text{qp}}^\downarrow(V_J)$ across the JJ are given by

$$I_{\text{charge}}^J = \frac{1}{2eR_J} \int_{-\infty}^{\infty} dE \mathcal{D}_S(E) \mathcal{D}_S(E + eV_J)$$

$$\times \sum_{\sigma} [f_0(E - \sigma\delta\mu_1) - f_0(E + eV_J - \sigma\delta\mu_2)], \quad (20)$$

$$I_{\text{spin}}^J = \frac{1}{2eR_J} \int_{-\infty}^{\infty} dE \mathcal{D}_S(E) \mathcal{D}_S(E + eV_J) \times [f_0(E - \delta\mu_1) - f_0(E + \delta\mu_1) - f_0(E + eV_J - \delta\mu_2) + f_0(E + eV_J + \delta\mu_2)]. \quad (21)$$

The phase coherent tunneling terms are obtained as

$$I_{J1} = \frac{\Delta^2}{2eR_J} \int_{-\infty}^{\infty} dE \frac{\mathcal{D}_S(E) \mathcal{D}_S(E + eV_J)}{|E(E + eV_J)|} \times \sum_{j=1}^2 [1 - f_0(|E| - \delta\mu_j) - f_0(|E| + \delta\mu_j)], \quad (22)$$

$$I_{J2} = \frac{\Delta^2}{2eR_J} \int_{-\infty}^{\infty} dE \frac{\mathcal{D}_S(E) \mathcal{D}_S(E + eV_J)}{E(E + eV_J)} \times \sum_{\sigma} [f_0(E + eV_J - \sigma\delta\mu_2) - f_0(E - \sigma\delta\mu_1)]. \quad (23)$$

From Eq. (15), the chemical potential shift has the forms; $\delta\mu_1(x) = B_1 e^{x/\lambda_s} + B_2 e^{-x/\lambda_s}$ in SC1 and $\delta\mu_2(x) = B_3 e^{-x/\lambda_s}$ in SC2, where B_1 , B_2 , and B_3 are determined by the boundary conditions that the spin currents are continuous at each junction. The results are used to calculate the currents through the FM/SC1/SC2 junction.

In the following we assume that the bias voltage across the JJ is zero ($V_J = 0$). It follows from Eqs. (20)-(23) that I_{charge}^J and I_{J2} vanish, whereas $I_{\text{spin}}^J \propto [\delta\mu_1(d) - \delta\mu_2(d)]$ and $I_{J1} \sim J_c$, J_c being the Josephson critical current. These facts indicate that the charge current is carried by the Cooper pairs as the dc Josephson current when the bias current is less than J_c , while the spin current is carried by the quasiparticles as the quasiparticle current.

In Fig. 2, we show the spatial dependence of $\delta\mu_i$ ($-\delta\mu_i$) for the up (down) spin quasiparticles in the i -th SC as well as the pair and quasiparticle tunnel currents through the JJ for $V_J = 0$.

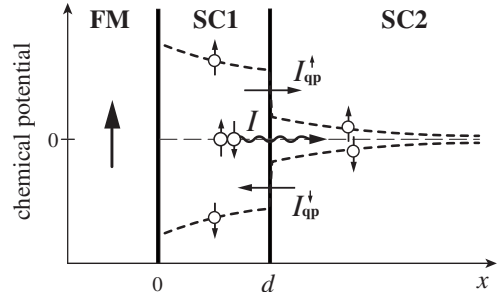


FIG. 2. Spatial variation of the shift in the chemical potentials of SC1 and SC2 in a FM/SC1/SC2 tunnel junction. The dashed curves with up and down arrows indicate the shifts, $\delta\mu_i(x)$ and $-\delta\mu_i(x)$, of the up-spin and down-spin quasiparticles in the i -th SC, respectively, and the long dashed line indicates the chemical potential of the Cooper pairs.

At the JJ, the up-spin tunnel current is driven by the drop $[\delta\mu_1(d) - \delta\mu_2(d)]$ in the forward direction, while the

down-spin one in the backward direction. In the SCs, the spin-up and spin-down quasiparticles, which are drifted by the slope of the chemical potentials, flow in opposite directions to each other, so that the quasiparticles carry only the spin and do not carry the charge. This is one of the realizations of spin-charge separation [18].

The most striking feature of the junction is that the spin current across the JJ is accompanied by Joule heating even at zero bias voltage ($V_J = 0$). The power of Joule heating is given by $W = [\delta\mu_1(d) - \delta\mu_2(d)] I_{\text{spin}}^J / e$, and has the d dependence of the form

$$W = \frac{P^2 \alpha \exp(-2d/\lambda_s)}{[1 - \beta \exp(-2d/\lambda_s)]^2}, \quad (24)$$

where

$$\alpha = \frac{4\eta_1^2 \Gamma_2 [\mathcal{N}(V_T)/\Gamma_0]^2}{e^2 R_J (1 + \chi_1)^2 (1 + 2\chi_2)^2}, \quad \beta = \frac{(1 - \chi_1)}{(1 + \chi_1)(1 + 2\chi_2)}.$$

Here, $\chi_n = (\Gamma_n/\Gamma_0)\eta_n$, $\Gamma_0 = 2f_0(\Delta)$, and [19]

$$\Gamma_n = \int_{-\infty}^{\infty} [D_S(E)]^n \left(-\frac{\partial f_0}{\partial E} \right) dE, \quad (25)$$

with $\eta_1 = (\rho_N \lambda_s / R_T \mathcal{A})$, $\eta_2 = (\rho_N \lambda_s / R_J \mathcal{A})$, the normal-state resistivity ρ_N of SC, and the junction area \mathcal{A} .

Figure 3 shows the Joule heat W as a function of the thickness d of SC1 in the case where FM is a half-metal ($P = 1$). An efficient generation of W occurs for a large value of η_i , which corresponds to low tunnel resistance and/or a long λ_s . For $\eta_i = 0.1$ ($i = 1, 2$), W decays exponentially in a wide range of d/λ_s , while for $\eta_i = 10^{-3}$, W decreases rapidly at small d/λ_s , followed by the exponential decay at large d/λ_s . From the values of $d/\lambda_s = 1$, $\eta_i = 0.01$, $R_J \mathcal{A} = 10^3 \Omega \mu\text{m}^2$, and $\Delta_0 = 0.39 \text{ meV}$ (Al), we obtain $W/\mathcal{A} = 0.3 \text{ mW/cm}^2$ per unit area of the JJ. The value of W is large enough to observe experimentally. If one measures the Joule heat for various thickness of SC1, one obtains information about the spin diffusion length λ_s as well as the spin current in SCs.

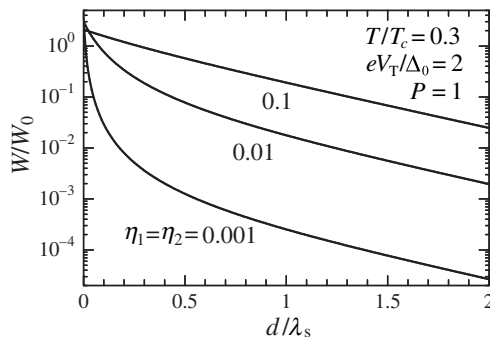


FIG. 3. Joule heat W generated at the JJ versus the thickness d of SC1 for three different values of η_1 and η_2 . The W is normalized by $W_0 = \Delta_0^2 / e^2 R_J$ with Δ_0 being the gap value at $T = 0$.

In conclusion, we have studied the effect of spin relaxation on the spin transport in superconductors based on the Boltzmann transport equation, and shown that the spin diffusion length in the superconducting state is equal to that in the normal state. We propose a spin-injection device with the Josephson junction to extract information about the spin-diffusion length and the spin current by measuring Joule heat generated at the Josephson junction. The present theory provides the basis for the spin transport and relaxation in superconductors.

This work is supported by a Grant-in-Aid from Ministry of Education, Culture, Sports, Science and Technology of Japan. S. M. acknowledges support of the Humboldt Foundation.

-
- [1] R. Meservey and P. M. Tedrow, Phys. Rep. **238**, 173 (1994).
 - [2] M. Johnson and R. H. Silsbee, Phys. Rev. Lett. **55**, 1790 (1985); Phys. Rev. B **37**, 5326 (1988).
 - [3] M. Johnson, Appl. Phys. Lett. **65**, 1460 (1994).
 - [4] F. J. Jedema *et al.*, Nature **410**, 345 (2001).
 - [5] V. A. Vas'ko *et al.*, Phys. Rev. Lett. **78**, 1134 (1997).
 - [6] Z. W. Dong *et al.*, Appl. Phys. Lett. **71**, 1718 (1997).
 - [7] N.-C. Yeh *et al.*, Phys. Rev. B **60**, 10522 (1999).
 - [8] S. Takahashi *et al.*, Phys. Rev. Lett. **82**, 3911 (1999).
 - [9] D. C. Vier and S. Schultz, Phys. Lett. **98A**, 283(1983).
 - [10] N. M. Nemes *et al.*, Phys. Rev. B **61**, 7118 (2000).
 - [11] H. L. Zhao and S. Hershfield, Phys. Rev. B **52** (1995) 3632.
 - [12] S. Takahashi *et al.*, J. Appl. Phys. **89**, 7505 (2001).
 - [13] M. Tinkham, Introduction to Superconductivity (McGraw-Hill, New York, 1996).
 - [14] S. Takahashi *et al.*, Physica C **341-348**, 1515 (2000).
 - [15] J. Bardeen *et al.*, Phys. Rev. **113**, 982 (1959).
 - [16] Y. Yafet, Phys. Lett. **98A**, 287(1983); C. Tsallis, Phys. Stat. Sol. **79**, 451(1977).
 - [17] The incorrect formula $\lambda_s = \sqrt{D^{(n)}\tau_s}$, which is different from Eq. (16), is used in Refs. [11] and [7].
 - [18] P. W. Anderson, Phys. Today **50**, 42 (1997); J. R. Schrieffer and M. Tinkham, Rev. Mod. Phys. **71**, 313 (1999).
 - [19] To avoid a logarithmic divergence in Γ_2 , we use the broadened density of states: $\bar{D}_S(E) = (2\delta)^{-1} \int_{-\delta}^{-E+\delta} D_S(E) dE$ with $\delta = 0.1\Delta_0$ proposed by Hebel [L. C. Hebel, Phys. Rev. **116**, 79 (1959)].