

The Field-Tuned Superconductor-Insulator Transition with and without Current Bias

E. Bielejec and Wenhao Wu

Department of Physics and Astronomy, University of Rochester,
Rochester, New York 14627
(December 2, 2024)

The magnetic-field-tuned superconductor-insulator transition has been studied in ultrathin Beryllium films quench-condensed near 20 K. In the zero-current limit, a finite-size scaling analysis yields the scaling exponent product $\nu z = 1.35 \pm 0.10$ and a critical sheet resistance R_c of about $1.2R_Q$, with $R_Q = h/4e^2$. However, in the presence of dc bias currents that are smaller than the zero-field critical currents, νz becomes 0.75 ± 0.10 . This new set of exponents suggests that the field-tuned transitions with and without dc bias currents belong to different universality classes.

PACS numbers: 73.50.-h, 74.76.-w, 74.25.Dw, 74.40.+k

The superconductor-insulator (SI) transition in ultrathin films is believed to be a continuous quantum phase transition [1] occurring at $T = 0$ as the quantum ground state of the system is tuned by varying disorder, film thickness, magnetic field, or carrier concentration through a critical value. Models of the SI transition can be grouped into two categories: ones that rely on fluctuations in the phase [2–5] and others that rely on fluctuations in the amplitude [6] of the order parameter to drive the transition. For models in the first category, Cooper pairs are assumed to be present on the superconducting side as well as on the insulating side of the transition. Based on this “dirty-boson” model, Fisher *et al.* [3,4] have proposed a phase diagram for a two-dimensional system as a function of disorder and magnetic field, with the transition being described in terms of interacting bosons (the Cooper pairs) in the presence of disorder. In the vicinity of the quantum critical point, the resistance is predicted to obey the following scaling law [3,4]:

$$R(\delta, T) \propto R_c f(\delta t), \quad (1)$$

where $t(T) = T^{1/\nu z}$, and δ is the deviation of a tuning parameter from its critical value. For field-tuned transitions, $\delta = |B - B_c|$ with B and B_c being the applied magnetic field and the critical field, respectively. The critical resistance R_c is predicted to have a universal value of $R_Q = h/4e^2 \approx 6.5 \text{ k}\Omega/\square$. Scaling arguments set a lower bound on the correlation length exponent $\nu \geq 1$ [1] and give the value of the dynamical critical exponent $z = 1$ [3,4]. Experimentally, critical exponents consistent with these predictions have been found in scaling analyses of the field-tuned transitions in InO_x [7,8] and MoGe [9]. However, the predicted universal critical resistance is not observed in these experiments.

In this Letter, we report studies of the field-tuned SI transition in ultrathin Be films quench-condensed near 20 K. We describe scaling analyses of the field-tuned transition based on the “dirty boson” model. We have found

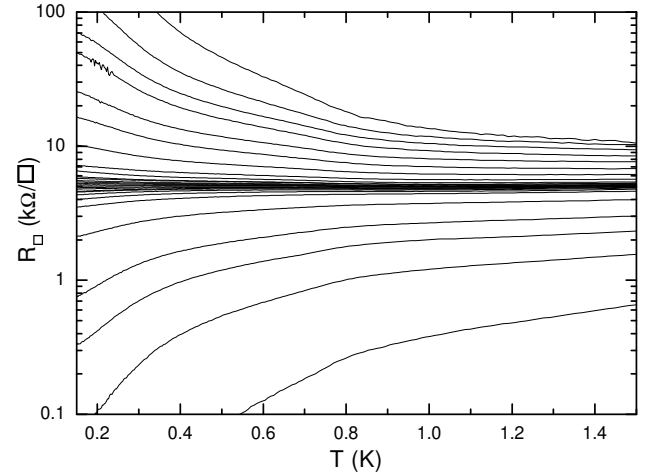


FIG. 1. Sheet resistance versus temperature measured on one marginally superconducting film at various magnetic field values. For curves from bottom to top, the field increased from 0.05 T to 2.25 T. The critical field was 0.66 T. In zero-field, $T_c \sim 2 \text{ K}$.

that, for measurements performed in the zero-current limit, the scaling exponent product $\nu z = 1.35 \pm 0.10$. This is in very good agreement with results from earlier studies of the field-tuned transitions in relatively thicker InO_x [7,8] and MoGe [9] films, but in disagreement with a recent report [10,11] of $\nu z = 0.7$ for the field-tuned transition in quench-condensed ultrathin Bi/Ge films. For Be films having a robust superconducting phase, R_c appears to be near $1.2R_Q$ in the field-tuned transition. This agrees well with results from the Bi/Ge films [10,11]. We have also carried out for the first time studies of the field-tuned transition in the presence of a dc bias current. The applied dc bias current should exert a force of $\mathbf{j} \times \mathbf{B}$ on the vortices in the direction perpendicular to both the applied magnetic field \mathbf{B} and the current density \mathbf{j} . Thus the applied bias current could break the symmetry of the zero-biased system, leading to different critical behavior at the transition. We have observed that the scaling exponent product νz becomes 0.75 ± 0.10 in the presence

of dc bias currents, suggesting that the field-tuned transitions with and without dc bias current belong to different universality classes.

In Fig. 1, we show, with zero bias current, the temperature dependence of the sheet resistance, R_{\square} , measured at various field values for one of our Be films with the magnetic field applied perpendicular to the plane of the film. These Be films were quench-condensed onto bare glass substrates which were held near 20 K during evaporations, under UHV conditions inside a dilution refrigerator. This *in situ* progressive evaporation setup allowed for systematic studies of the SI transition as film thickness was varied. Film resistance was measured in a standard four-terminal geometry using a PAR-124A lock-in amplifier operating at 27 Hz. The ac probe current was fixed at 1 nA. At the finite measuring temperatures in the vicinity of the field-tuned SI transition, the $I - V$ characteristics in this low-current regime were linear. More details regarding these Be films have been published elsewhere [13]. Quench-condensed Be films are chosen for this study because such films were found nearly amorphous in earlier studies [12,13]. We have recently reported [13] that such Be films undergo a transition from insulating to superconducting when the normal state sheet resistance, R_N , is reduced to below $\sim 10 \text{ k}\Omega/\square$ with increasing film thickness. We have now studied the field-tuned SI transition in several films of R_N between 6 and $12 \text{ k}\Omega/\square$. The superconducting transition temperature, T_c , of these films varied between 0.5 to 4 K in zero-field.

The film in Fig. 1, with $R_N = 10.7 \text{ k}\Omega/\square$ at 15 K, is considered marginally superconducting, as we will discuss later. With increasing magnetic field, corresponding to curves from the bottom to the top in Fig. 1, this film was driven from superconducting to insulating, with a rather flat R_{\square} vs. T curve at a critical field of $B_c = 0.66 \text{ T}$. The main part of Fig. 2(a) shows R_{\square} vs. B at various temperatures for the same film as shown in Fig. 1. In the vicinity of a quantum critical point, the resistance of a two-dimensional system is predicted to obey the scaling law in Eq. (1). Determining the critical exponents involves plotting the R_{\square} vs. B data at various temperatures according to the scaling law. The good crossing point, over one decade in temperature, in the R_{\square} vs. B plot in the main part of Fig. 2(a) identifies $B_c = 0.66 \text{ T}$ and $R_c = 4.4 \text{ k}\Omega/\square$ for this film. We have used two methods to determine the scaling exponent νz . First, we can find νz by evaluating the derivative of the R_{\square} vs. B curve at the critical field. In this case, we have the following scaling equation:

$$\frac{\partial R}{\partial B}|_{B_c} \propto R_c T^{-1/\nu z} f'(0). \quad (2)$$

A plot of $\frac{\partial R}{\partial B}|_{B_c}$ vs. T^{-1} on a log-log scale, shown in the inset to Fig. 2(a), yields a straight line with a slope equal to $1/\nu z$, from which we determine $\nu z = 1.36 \pm$

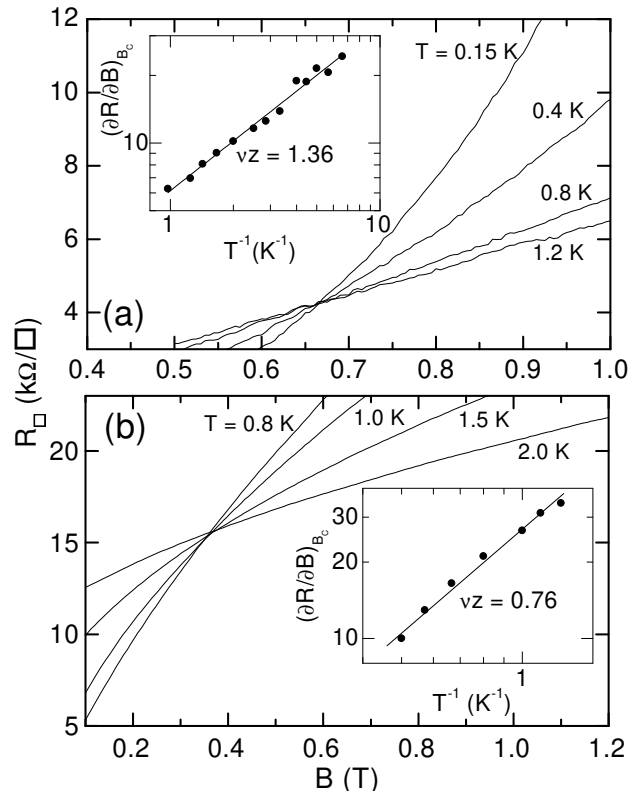


FIG. 2. Main figures show sheet resistance vs. field at a number of temperatures as labeled in the figures, with $I_{bias} = 0$ in (a) and $I_{bias} = 2.5 \mu\text{A}$ in (b). The crossing points identify the critical fields and critical resistances. Insets show the power-law relations between $\frac{\partial R}{\partial B}|_{B_c}$ and T^{-1} for the corresponding I_{bias} values, which determine the values of νz .

0.10. Alternatively, we can plot R/R_c vs. $|B - B_c|t$ and treat $t(T)$ as an unknown variable. The values of $t(T)$ at various temperatures are determined by obtaining the best collapse of the data. Following this procedure presented in recent papers [10,11] by N. Markovic *et al.*, we obtain the temperature dependence of $t(T)$ which we plot on a log-log scale in the inset to Fig. 3(a). The collapse of the data is shown in the main part of Fig. 3(a) in a R/R_c vs. $|B - B_c|t$ plot. Figure 3(a) shows good collapse of the data over three orders of magnitude in $|B - B_c|t$ and two orders of magnitude in R/R_c . The straight line in the inset to Fig. 3(a) shows a power-law fit, as expected by the scaling function, Eq. (1). The slope of the line in the inset gives $1/\nu z$, from which we find $\nu z = 1.34 \pm 0.10$. The exponents obtained from the above two methods agree with each other, showing the consistency of the scaling analysis. The scaling exponents obtained in our Be films in the zero-bias limit appear to be in very good agreement with the predictions of theories based on the "dirty boson" model [3,4]. Our result is also in very good agreement with renormalization group theories [14,15] and Monte Carlo [5] simulations.

Another important prediction of the bosonic model is

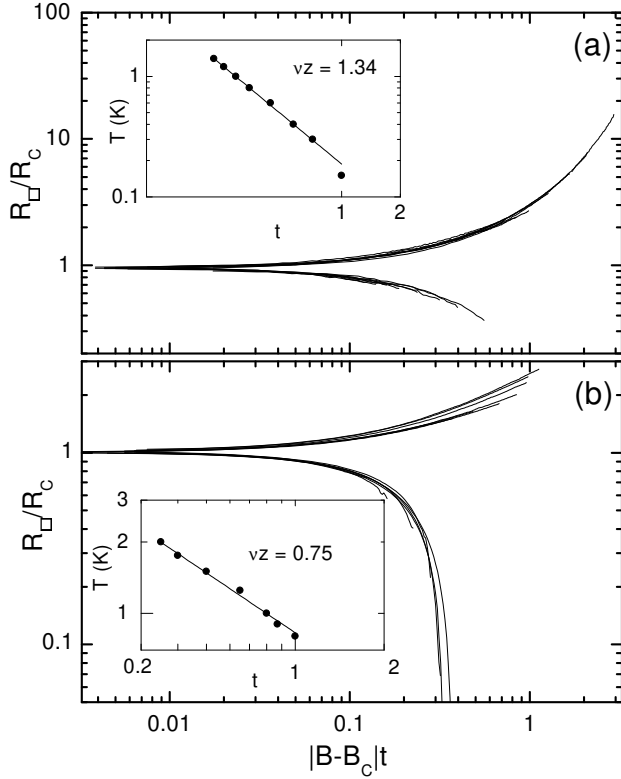


FIG. 3. Main figures show the scaling plots of R/R_c vs. $|B - B_c|t$, with $I_{bias} = 0$ in (a) and $I_{bias} = 2.5 \mu\text{A}$ in (b). Insets show the power-law relations between the parameter t and the temperature, which determine the values of νz .

the universal critical resistance $R_c = R_Q = h/4e^2 \approx 6.5 \text{ k}\Omega/\square$ at the quantum critical point. This remains a controversial issue since only in the Bi/Ge system [10,11] has a critical sheet resistance close to the predicted value of R_Q been observed. In fact, careful investigations in the Bi/Ge system have revealed that R_c is $1.1R_Q$ to $1.2R_Q$ and decreases in a narrow range as R_N is reduced with increasing film thickness. It was suggested [10] that the slightly larger R_c than R_Q was consistent with calculations in two-dimensions for a bosonic model including Coulomb interactions [16], which predict $R_c \sim 1.4R_Q$, as well as Monte Carlo simulations in the (2+1)-dimensional XY model without disorder [17], which find $R_c = 1.2R_Q$. The small variation of R_c with R_N could be explained [11] as a finite-temperature effect, since strictly speaking the critical resistance is predicted to be universal only at $T = 0$. In other systems, such as MoGe [9] films, R_c varies in a much wider range among films of varying R_N . In order to explain the low R_c of their MoGe films, Yazdani and Kapitulnik proposed [9] a two-channel conduction model in which the conductance due to normal electrons add to the conductance due to the Cooper pairs. If the unpaired electrons are localized, this model collapses to a single channel bosonic model with $R_c = R_Q$. Otherwise, unpaired electrons add to the conduction at the transition. It has been noted [11] that the resulting film resistance

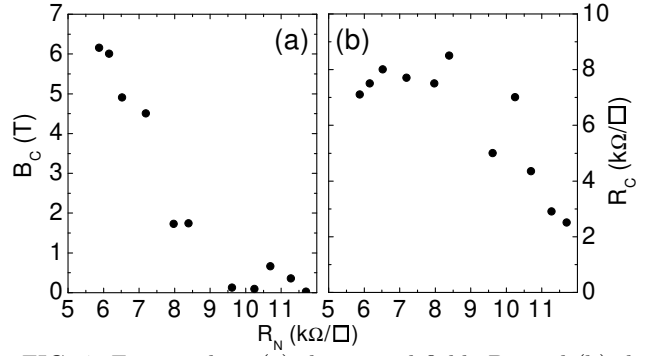


FIG. 4. Figures show (a) the critical field, B_c , and (b) the critical resistance, R_c , as functions of the normal-state sheet resistance, R_N , measured at 15 K.

can be either larger or smaller than R_Q since the magnetoresistance contribution [18] from the unpaired electrons can be either positive, if the spin-orbit coupling is strong, or negative, if the spin-orbit coupling is very weak.

Our Be films showed an insulator-to-superconductor transition in zero-field as R_N was reduced to below $\sim 10 \text{ k}\Omega/\square$ with increasing film thickness [13]. Films of R_N near $11 \text{ k}\Omega/\square$ are considered marginally superconducting since they have near-zero critical field values. Further increasing film thickness, the critical field, B_c , increases with decreasing R_N , as shown in Fig. 4(a). In Fig. 4(b), we plot how the critical resistance in the field-tuned transition, R_c , varies with R_N . For marginally superconducting films of R_N between 10 to $12 \text{ k}\Omega/\square$, R_c was significantly smaller than R_Q . We do not understand this behavior, however, we point out that superconductivity in such films in zero-field could be percolative in nature as film thickness is not truly uniform. Nevertheless, it can be seen clearly by comparing Fig. 4(a) with Fig. 4(b) that, as R_N was reduced by increasing film thickness, films with robust critical field values appear to have R_c of $7.1 \sim 8.0 \text{ k}\Omega/\square$ in the field-tuned SI transition. Therefore we find in robust superconducting Be films that R_c is about $1.2R_Q$. This result is in excellent agreement with results from the Bi/Ge system [11]. However, our result appears to be in conflict with the suggestion [11] that the magnetoresistance of the unpaired electrons caused the discrepancy between R_c and R_Q . Since Be has the weakest spin-orbit coupling among metals, the magnetoresistance should be negative, leading to $R_c < R_Q$ following the two-channel model. We note that we have shown in Fig. 1, Fig. 2(a), and Fig. 3(a) data measured on a marginally superconducting film. Although the critical sheet resistance of this film, $R_c \sim 4.4 \text{ k}\Omega/\square$, is significantly smaller than R_Q , such marginally superconducting films appear to show the same critical behavior (νz) as that of robust superconducting films.

As we pointed out earlier, the application of a dc bias current, I_{bias} , should exert a force on a vortex in the direction perpendicular to both the current and the mag-

TABLE I. Bias currents and derived parameters

I_{bias} (nA)	B_c (T)	R_c (k Ω/\square)	R_N (k Ω/\square)	νz *	νz †
125	0.33	15.5	9.36	0.81	—
250	0.35	16.1	9.36	0.76	0.73
1000	0.36	15.5	9.36	0.73	—
2500	0.38	15.0	9.36	0.77	0.75

* νz obtained by the $\frac{\partial R}{\partial B}|_{B_c}$ method† νz obtained by the data collapse method

netic field. Below, we describe results of the field-tuned SI transition in the presence of a dc bias current. For such studies, the bias current was varied between 125 nA and 2.5 μ A and kept below the zero-field critical currents ($\sim 30 \mu$ A) of these films. At each fixed bias current, we used a magnetic field to tune the film from superconducting to insulating. We have done extensive $I - V$ measurements over the entire temperature and magnetic field range of our experiments. We have also tried different time spans for the $I - V$ sweep from ten minutes to one hour. We have found that the $I - V$ curves are completely reproducible without any observable hysteresis and are independent of the sweep rate. Thus we believe that there is no significant Joule heating. We plot in Fig. 2(b) and Fig. 3(b), for $I_{bias} = 2.5 \mu$ A, the results of scaling analyses based on the two previously described methods. In Table I, we list the relevant parameters from scaling analyses of the field-tuned transition at various I_{bias} . In this table, results from the data collapsing method are presented for I_{bias} values of 250 nA and 2500 nA, for which the amount of data taken was adequate for such analyses. It appears that $\nu z \sim 0.75 \pm 0.10$, showing no systemic change with I_{bias} in the range we have studied. Nevertheless, it is significantly smaller than the νz found in the field-tuned SI transition with zero-bias. We can only speculate that the bias current could lead to a symmetry-breaking, resulting in different critical behavior at the transition. We note that similar experiments need to be carried out in other systems in order to find out whether this result is universal. In addition, experiments at small I_{bias} should be carried out to determine whether νz changes abruptly or gradually as I_{bias} is increased from zero.

In conclusion, the scaling exponents found in our Be films in the zero-biased, field-tuned SI transition agree very well with results from InO_x [7,8] and MoGe [9] films, but disagrees with a recent results [10,11] from quench-condensed Bi/Ge films. For Be films having a robust superconducting phase, the critical sheet resistance in the field-tuned SI transition was about $1.2R_Q$. Our field-tuned transition in the presence of a dc current, however, reveals a set of new scaling exponents, suggesting that the field-tuned transitions with and without dc bias belong to different universality classes. We gratefully acknowledge S. Teitel and Y. Shapir for numerous useful discussions.

-
- [1] S. L. Sondhi, S. M. Girvin, J. P. Carini, and D. Shahar, Rev. Mod. Phys. **69**, 315 (1997).
 - [2] M. P. A. Fisher, P. B. Weichman, G. Grinstein, and D. S. Fisher, Phys. Rev. B **40**, 546 (1989).
 - [3] M. P. A. Fisher, Phys. Rev. Lett. **65**, 923 (1990).
 - [4] M. P. A. Fisher, G. Grinstein, and S. M. Girvin, Phys. Rev. Lett. **64**, 587 (1990).
 - [5] M.-C. Cha, M. P. A. Fisher, S. M. Girvin, M. Wallin, and A. P. Young, Phys. Rev. B **44**, 6883 (1991).
 - [6] J. M. Valles, Jr., R. C. Dynes, and J. P. Garno, Phys. Rev. Lett. **69**, 3567 (1992); S.-Y. Hsu, J. A. Chervenak, and J. M. Valles, Jr., Phys. Rev. Lett. **75**, 132 (1995).
 - [7] A. F. Hebard and M. A. Paalanen, Phys. Rev. Lett. **65**, 927 (1990).
 - [8] M. A. Paalanen, A. F. Hebard, and R.R. Ruel, Phys. Rev. Lett. **69**, 1604 (1992).
 - [9] Ali Yazdani and Aharon Kapitulnik, Phys. Rev. Lett. **74**, 3037 (1995); D. Ephron, A. Yazdani, A. Kapitulnik, and M. R. Beasley, Phys. Rev. Lett. **76**, 1529 (1996).
 - [10] N. Markovic, C. Christiansen, and A. M. Goldman, Phys. Rev. Lett. **81**, 5217 (1998).
 - [11] N. Markovic, C. Christiansen, A. M. Mack, W. H. Huber, and A. M. Goldman, Phys. rev. B **60**, 4320 (1999).
 - [12] L. A. Yatsuk, Fiz. Nizk. Temp. **8**, 765 (1982) [Sov. J. Low Temp. **8**, 384 (1982)]; E. E. Semenenko and V. I. Tutov, Fiz. Nizk. Temp. **22**, 666 (1996) [Low Temp. Phys. **22**, 511 (1996)].
 - [13] E. Bielejec, J. Ruan, and Wenhao Wu, Phys. Rev. B **63**, 100502 (2001); E. Bielejec, J. Ruan, and Wenhao Wu, Phys. Rev. Lett. **87**, 036801 (2001).
 - [14] L. Zhang and M. Ma, Phys. Rev. B **45**, 4855 (1992).
 - [15] K. G. Singh and D. S. Rokhsar, Phys. Rev. B **46**, 3002 (1992).
 - [16] Igor F. Herbut, Phys. Rev. Lett. **81**, 3916 (1998).
 - [17] M. -C. Cha and S. M. Girvin, Phys. Rev. B **49**, 9794 (1994).
 - [18] G. Bergmann, Phys. Rep. **107**, 1 (1984).