

The possible explanation of electric-field-doped C_{60} phenomenology in the framework of Eliashberg theory

G.A. Ummarino, R.S. Gonnelli
 INFN – Dipartimento di Fisica, Politecnico di Torino,
 Corso Duca degli Abruzzi, 24-10129 Torino, Italy
 E-mail address: ummarino@polito.it
 (Dated: December 2, 2024)

In a recent paper (J.H. Schön, Ch. Kloc, R.C. Haddon and B. Batlogg, Nature 408 (2000) 549) a large increase of the superconducting critical temperature was observed in C_{60} doped with holes by application of an intense electric field. We demonstrate that the measured T_c versus doping curves can be explained by solving the (four) s-wave Eliashberg equations in the case of a finite, non half-filled energy band. In order to reproduce the experimental data, we assume a Coulomb pseudopotential depending on the filling in a very simple and plausible way. Reasonable values of the physical parameters involved are obtained. The application of the same approach to new experimental data (J.H. Schön, Ch. Kloc and B. Batlogg, Science 293 (2001) 2432) on electric field doped lattice-expanded C_{60} single crystals ($T_c = 117K$ in the hole-doped case) gives equally good results and places a theoretical limit to the linear increase of T_c at the increase of the lattice spacing.

PACS numbers: 74.70.Wz; 74.20.Fg

Keywords: Eliashberg equations, fullerenes.

After the obtainment of the surface field-effect doping of high- quality organic crystals J.H. Schön, Ch. Kloc, R.C. Haddon and B. Batlogg have realized the same experiment on C_{60} crystals^{1,2,3}: in hole-doped samples, superconductivity up to 52 K was achieved¹. The fundamental importance of this experiment is that the superconductivity is obtained by field-effect doping the original single-crystal material and, thus, without modifying its structural properties. The authors of the experiments believe as plausible that the doping charges are confined only in a single layer of C_{60} molecules¹. The physical parameters of C_{60} are known enough and, differently from the cuprates, for fullerenes as well as for borocarbides, BKBO and MgB_2 it seems that the symmetry of the order parameter is s-wave and the electron-phonon interaction is the main cause for appearance of the superconductivity. In the present paper we show that a theory suitable for reproducing the T_c versus filling experimental data of Ref. 1 is the Migdal-Eliashberg one^{4,5,6,7,8,9,10} although, probably, in this material the Migdal Theorem breaks down¹¹ due to the large energy of phonons and the contemporary rather low energy of the Fermi level^{12,13}. In a first approximation we neglect these complications seeing where the theory in its most simple form and with the smallest number of free parameters can lead. Also the authors of Ref. 14 have studied this phenomenology in the framework of Eliashberg theory but in a different way.

Figure 1 (a) was obtained by normalizing the original data from Refs. 1 (and from new experimental data in lattice-expanded C_{60} as we will discuss later) so that the maximum of T_c corresponds to half filling (here indicated by $n = 1$). In order to fit these experimental data we solved the Eliashberg equations in the general case of non-half filling, finite bandwidth and flat normal density of states. The physical quantities that appear in the fit

are: the finite bandwidth W , the electron-phonon spectral function $\alpha^2 F(\Omega)$ and the Coulomb pseudopotential μ . It is also necessary to fix a cut-off energy ω_C related to the renormalization of the Coulomb pseudopotential. We took the value of W from literature¹²: $W=250$ meV (independent on doping since the lattice structure does not change¹) and assumed the cut-off energy $\omega_C=W$ as in Ref. 10. The spectral function is unknown but, as a first approximation, one can think that $\alpha^2 F(\Omega)$ is proportional to the phonon density of states¹² $F(\Omega)$ of C_{60} (see figure 1 (b)) and nearly equal to the transport spectral function $\alpha^2 F_{tr}(\Omega)$.

To determine the constant of proportionality between $\alpha^2 F(\Omega)$ and $F(\Omega)$ we used the experimental resistivity data, in the electron case, reported in Ref. 1 (see figure 5), between $T = 225K$ and $T = 245K$. The $\rho(T)$ curves appear to have the same shape and slope at all gate voltages (unfortunately the available experimental data are presented in figure 1 of Ref. 1 only up to $T = 60K$), thus, as a first approximation, the ratio λ_{tr}/ω_P between the transport coupling constant λ_{tr} and the plasma frequency ω_P can be assumed doping-independent. The phonon density of states $F(\Omega)$ and the functions $\alpha_{e,h}^2(\Omega)$ (for both electrons and holes) are doping-independent as well, since the lattice does not change⁶. As a result, also the electron-phonon coupling constants $\lambda_{e,h} = 2 \int d\Omega \alpha_{e,h}^2 F(\Omega)/\Omega$ are independent on doping. From the high-temperature expression of the resistivity: $\rho = 8\pi k_B T \lambda_{tr}/(\omega_P^2 \epsilon_0 \hbar^2)$ and by using the value of the plasma frequency reported in literature¹² $\hbar \omega_P = 1.36$ eV we can deduce the value of the transport electron-phonon coupling constant¹⁵ λ_{tr} . In the electron-doping case we find $\lambda_{tr} = 1.1$ and, as a first approximation, we assume $\lambda_{tr} \equiv \lambda_e$. As far as the hole-doped coupling constant λ_h is concerned, from resistivity data and from calculations of the electron density of states J.H.

Schön et al.² estimate that $\lambda_h/\lambda_e = 1.5$ and so we find $\lambda_h = 1.5\lambda_e = 1.65$.

In order to obtain the exact maximum value of the critical temperature in the half-filling case as shown in figure 1 (a) we solved the Eliashberg equations in the half-filling case by using for the Coulomb pseudopotential μ the values 0.395 and 0.336 in the electron and hole doped case respectively. This result is in very good agreement with theoretical calculations¹² that predict $\mu = 0.3 - 0.4$.

Two criticisms can be made to our basic assumptions.

First: due to the degeneracy of C_{60} -orbitals one has probably to face with a multi-band problem¹⁶. It is well-known that in such a case transport and superconducting properties can be managed by different groups of electrons but, in this way, there would be several free parameters and so the model would become too complex: only our simple approximation allows precise quantitative predictions.

Second: essentially for simplicity we have assumed that the normal density of states (NDOS) is flat even if in recent theoretical calculations¹⁷ it is not so. This calculated NDOS can be approximately reproduced by a very simple analytical formula: $N_N(\omega) = 1 + 1.5\exp(-|\omega|/\alpha)$ with $\alpha = 10$ meV. If we use this expression of the NDOS in the Eliashberg equations, with the same values of μ , i.e. 0.395 and 0.336, we can find the values of λ that produce the exact maximum T_c : they are 0.843 and 1.58. The difference from the case where $N_N(\omega) = 1$ is small so the I-V curves measured in the tunable SNS weak link junctions of Ref. 3 can be fitted equally well by both the NDOS. Moreover if the energy dependence of the NDOS is symmetric and the peak on the Fermi level is not so narrow its effects on some physical quantities can be approximately simulated by an efficient value⁶ of λ . In conclusion if $\Delta E = (\omega_P^2 \varepsilon_0 \hbar^2) \rho_0 / 7.5 \geq \hbar \omega_D$ where ω_D is the Deybe frequency and ρ_0 is the residual resistivity, the effect of a non flat NDOS can be neglected⁶. In our case¹ $\rho_0 = 250 - 300 \mu\Omega cm$, $\Delta E = 62 - 74$ meV and $\hbar \omega_D \cong \hbar \omega_{log} = 27$ meV where $\omega_{log} = \exp(\frac{2}{\lambda} \int_0^{+\infty} d\Omega \frac{\alpha^2 F(\Omega)}{\Omega} \ln \Omega)$.

Since the lattice is not modified by the field-effect doping, we consider the electron-phonon coupling constant λ and the width of the conduction band W independent from filling n . Now we can try to reproduce the experimental values of T_c versus n by solving the Eliashberg equations in the non half-filling case⁸. This is a hard task because in this case there are three equations to be solved for the calculation of the gap $\Delta(i\omega_n)$, the renormalization function $Z(i\omega_n)$ and the asymmetric part of the self-energy $\chi(i\omega_n)$, which is always equal to zero in the half-filling case, plus one equation that represents the conservation of the particles' number and is necessary for calculating the shift of the chemical potential $\delta\mu$. Thus the Eliashberg equations in the non half-filling case, finite bandwidth and s-wave symmetry of the order parameter

are⁸:

$$\Delta(i\omega_n)Z(i\omega_n) = \pi k_B T \sum_{m=-\infty}^{+\infty} [\lambda(i\omega_n - i\omega_m) - \mu^*/W] \cdot \vartheta(|\omega_C| - \omega_m) P(i\omega_m) \Theta(i\omega_m) \quad (1)$$

$$\omega_n Z(i\omega_n) = \pi k_B T \sum_{m=-\infty}^{+\infty} \lambda(i\omega_n - i\omega_m) N(i\omega_m) \Theta(i\omega_m) \quad (2)$$

$$\chi(i\omega_n) = -\pi k_B T \sum_{m=-\infty}^{+\infty} \lambda(i\omega_n - i\omega_m) M(i\omega_m) \quad (3)$$

$$n = 1 - (\pi k_B T / W) \sum_{m=-\infty}^{+\infty} M(i\omega_m) \quad (4)$$

where ϑ is the Heaviside function, $i\omega_m = i\pi(2m+1)k_B T$ with $m = 0, \pm 1, \pm 2, \dots$ and

$$\mu^* = \mu / [1 + \frac{k_B T \mu}{W} \int_{-W}^W d\varepsilon \sum_{m=0}^{+\infty} \frac{\vartheta(\omega_m - \omega_C)}{\omega_m^2 + (\varepsilon - \delta\mu)^2}] \quad (5)$$

$$\lambda(i\omega_n - i\omega_m) = \int_0^{+\infty} d\Omega \frac{\alpha^2(\Omega) F(\Omega)}{\Omega^2 + (i\omega_n - i\omega_m)^2} \quad (6)$$

$$P(i\omega_m) = \frac{\Delta(i\omega_m)Z(i\omega_m)}{R(i\omega_m)}, N(i\omega_m) = \frac{\omega_m Z(i\omega_m)}{R(i\omega_m)} \quad (7)$$

$$R(i\omega_m) = \sqrt{\omega_m^2 Z^2(i\omega_m) + \Delta^2(i\omega_m) Z^2(i\omega_m)} \quad (8)$$

$$\Theta(i\omega_m) = \{\arctan(W_-(i\omega_m)) + \arctan(W_+(i\omega_m))\} / \pi \quad (9)$$

$$M(i\omega_m) = 0.5 \ln \left[\frac{1 + W_-^2(i\omega_m)}{1 + W_+^2(i\omega_m)} \right] \quad (10)$$

and $W_{\mp}(i\omega_m) = \{W \mp [\delta\mu - \chi(i\omega_m)]\} / R(i\omega_m)$.

In order to reproduce the experimental values of T_c as function of doping, and having excluded the dependence of λ from filling, the only possibility is to assume that the Coulomb pseudopotential μ is variable with the filling n : $\mu \equiv \mu(n)$. We find the values of $\mu(n)$ by solving the equations (1)-(4) conditioned to the obtainement of the experimental $T_c(n)$. In figure 2 we show the $\mu(n)$ dependence in the two cases: (a) electron-doped C_{60} and (b) hole-doped C_{60} (open circles). It is important to notice that here the definition of μ^* is more general than usual because it depends from the shift of the chemical potential and from the value of the bandwidth. In the usual and less general definition⁵, if $\omega_C = W$ then $\mu = \mu^*$ while in our case it is always $\mu > \mu^*$ as we can see in figure 2 (open squares).

Is it possible to explain this particular dependence of μ from filling, obtained by the fit of the critical temperature of figure 1 (a)? From the definition¹⁸ of μ and from the very simple analytical expression of the Thomas-Fermi dielectric function in the 2D case¹⁹ $\varepsilon(q, n) = 1 + k_S(n)/q$ it follows:

$$\mu(n) = \frac{1}{4\pi^2\hbar v_F} \int_0^{2k_F} \frac{V(q)}{\varepsilon(q, n)} q dq \quad (11)$$

where $V(q) = 4\pi e^2/q^2$. In the half-filling case by calculating the integral we obtain:

$$\mu(n=1) = \left[\frac{k_S(n=1)}{4k_F} \right] \ln \left[1 + \left(\frac{2k_F}{k_S(n=1)} \right) \right] \quad (12)$$

where k_F and k_S are the Fermi and Thomas-Fermi wave vector respectively. We can expand the dielectric function in the vicinity of the half filling ($n=1$) by remembering that, because the physical parameters λ , $\alpha^2 F(\Omega)$ and W are fixed, T_c , in the Eliashberg theory, is maximum when $\mu(n)$ is minimum that means $\varepsilon(n)$ is maximum (see definition of $\mu(n)$) i.e. $\partial\varepsilon/\partial n = 0$ for $n=1$. We stop the expansion to the second order only for simplicity and for having the minor number of free parameters even if the range of the series expansion is not so small (holes case):

$$\varepsilon(q, n) = \varepsilon(q, n=1) + \frac{1}{2} \left[\frac{\partial^2 \varepsilon(q, n)}{\partial n^2} \right]_{n=1} (n-1)^2 + \dots \quad (13)$$

and by substituting in the definition of $\mu(n)$ we find

$$\mu(n) = \mu(n=1) \frac{\ln(1 + a/[1 + b(n-1)^2])}{\ln(1 + a)} \quad (14)$$

where $a = 2k_F/k_S(n=1)$ and $b = [(1/2k_S)(\partial^2 k_S/\partial n^2)]_{n=1}$. From the values of $\mu(n=1)$ obtained in electron- and hole-doped case for having the exact experimental T_c and from eq. 12 we can calculate $2k_F/k_S(n=1)$. We find 1.05 for hole doping and 0.77 for electron doping. Now we have only one free parameter, $b = (1/2k_S)[\partial^2 k_S/\partial n^2]_{n=1}$, for fitting with the eq. 14 the μ versus n curves. The results are very good (see figure 2 (a) and (b) solid lines): for electron doping $b = -25$ and for hole doping $b = -4$. Of course, here we used the 2D version of the Thomas-Fermi theory because, as pointed out by the authors, the field-effect charge injections is likely to be confined to the first atomic layer of C_{60} crystal. Nevertheless, for completeness, we can examine also the 3D case: the analytical expression of the Thomas-Fermi dielectric function is $\varepsilon(q, n) = 1 + k_S^2(n)/q^2$ but the final result is the same of eq. 14. In the 3D case, however, the parameters a and b have a different expression $a_{3D} = a_{2D}^2 = [2k_F/k_S(n=1)]^2$ and $b_{3D} = 2b_{2D} = (1/k_S)[\partial^2 k_S/\partial n^2]_{n=1}$.

It is curious to note that the curves $T_c(n)/T_c(n=1)$ and $\mu(n=1)/\mu(n)$ are perfectly superimposed.

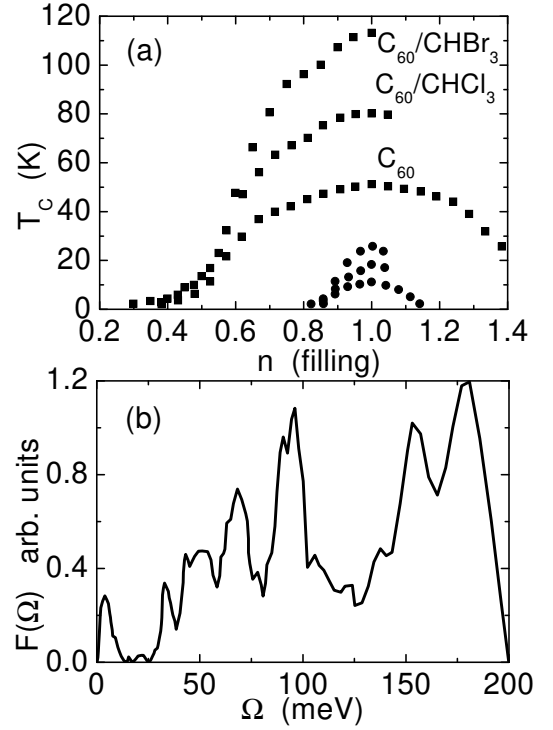


FIG. 1: (a) T_c versus filling n experimental data for hole doping (full squares) and electron doping (full circles) [from^{1,20}]; (b) C_{60} phonon density of states $F(\Omega)$ [from¹²].

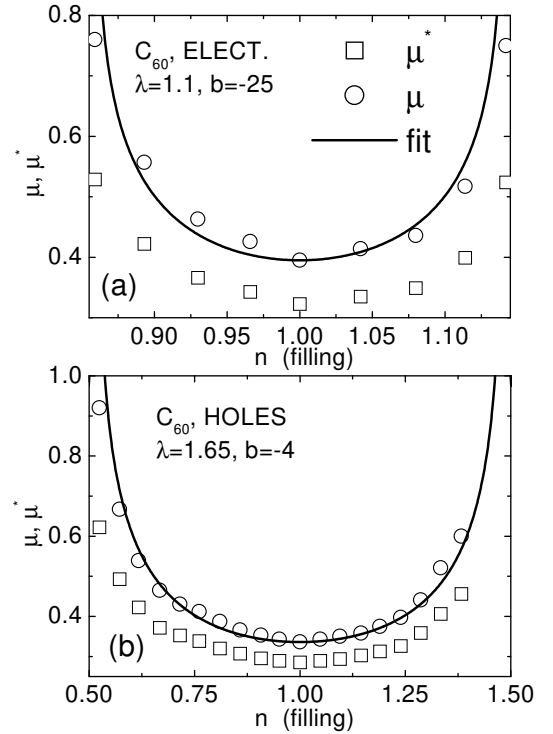


FIG. 2: Coulomb pseudopotential μ (open circle), μ^* (open square) and theoretical fit (solid line) versus filling n : (a) electron-doped case, (b) hole-doped case.

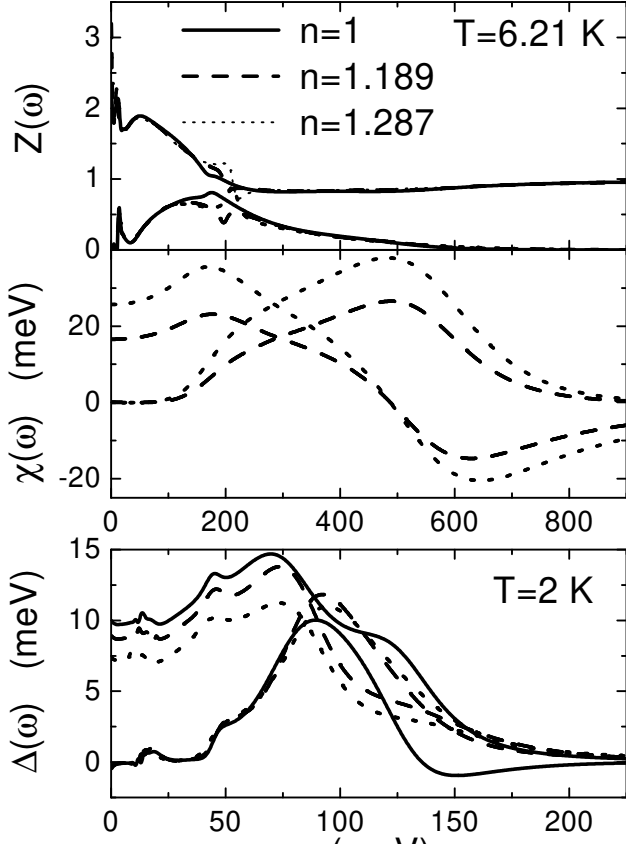


FIG. 3: The real and imaginary part, at $T = 6.21$ K, of the function $Z(\omega)$, $\chi(\omega)$ and, at $T = 2$ K, of $\Delta(\omega)$ for different values of the filling: $n=1$ (solid line), $n=1.189$ (dash), and $n=1.287$ (dot) in the hole-doped case.

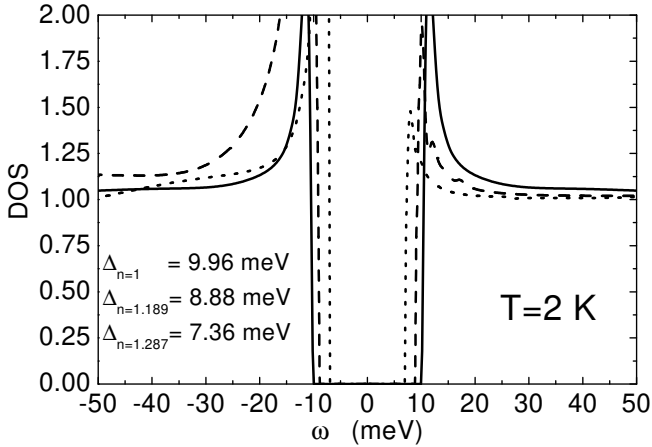


FIG. 4: The normalized DOS, at $T = 2$ K, for different values of the filling: $n=1$ (solid line), $n=1.189$ (dash), and $n=1.287$ (dot) in the hole-doped case.

Now since we have the approximate analytical dependence of μ from n we can solve the Eliashberg equations for any value of the filling and calculate different physical quantities.

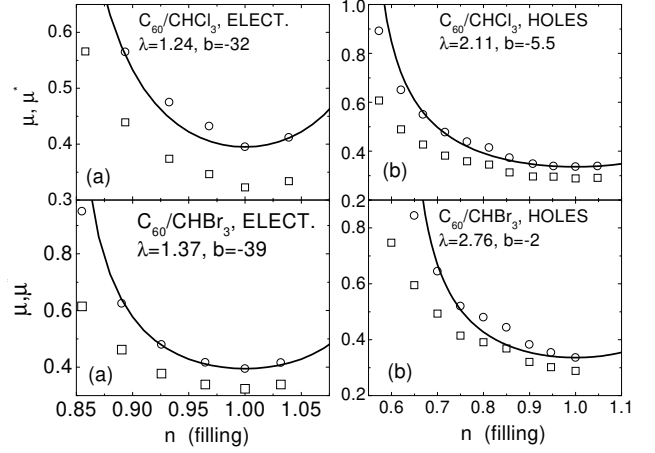


FIG. 5: Coulomb pseudopotential μ (open circle), μ^* (open square) and theoretical fit (solid line) versus filling n : (a) electron-doped case, (b) hole-doped case.

By using the standard Padé approximants technique we can carry out the analytical continuation of $Z(i\omega_n)$, $\Delta(i\omega_n)$, $\chi(i\omega_n)$ and of the normalized superconductive density of states (DOS) $N_S(i\omega_n)/N_N(i\omega_n) = [N(i\omega_n)\Theta(i\omega_n) - M(i\omega_n)]/[N_N(i\omega_n)\Theta_N(i\omega_n) - M_N(i\omega_n)]$. Here the quantities with suffix N are calculated for $\Delta(i\omega_n) = 0$. In figure 3, we can see as the shape of $Z(\omega)$, $\Delta(\omega)$ and $\chi(\omega)$ change for three different values of the doping in the hole-doped case: $n=1$ ($T_c = 51$ K), $n = 1.189$ ($T_c = 46$ K) and $n = 1.287$ ($T_c = 39$ K). Figure 4 shows the normalized superconducting DOS as function of energy calculated by the analytical continuation of the imaginary-axis DOS for the same doping values of Fig. 3. In the non half-filling cases ($n = 1.189$ and $n = 1.287$) the calculated DOS is asymmetric. In principle it will be possible to observe this asymmetry when low-temperature SIN tunneling experiments will be available on this field-doped material. The calculated values of the ratio $2\Delta/k_B T_c$ are slightly greater than the experimental results of Ref. 3.

Very recently in a new paper of J.H. Schön et al.²⁰ the authors have intercalated single crystals of C_{60} with $CHCl_3$ and $CHBr_3$ in order to expand the lattice (see figure 1). The maximum of the critical temperature (onset of resistive transition) in the hole doped case $C_{60}/CHBr_3$ is 117 K. We can try to explain these new experimental data by following the same approach previously illustrated. We note, see figure 1 (a), that the maximum of T_c is at the same value of doping in the three hole-doped and electron-doped cases.

In a first approximation we can assume that the Coulomb pseudopotential is, for $n = 1$, the same as the bare C_{60} . For simplicity, we also use as electron-phonon spectral function the same of C_{60} only multiplying it by a constant in order to obtain the correct T_c . These two approximations can be justified by: (i) the presence of an almost constant density of charge carriers^{1,20} in the

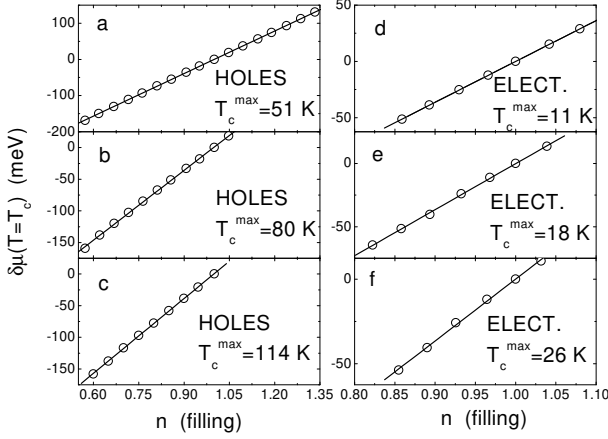


FIG. 6: The chemical potential shift (open circles), at $T = T_c$, calculated from Eliashberg equations and linear fit (solid line), in the hole-doped cases (a,b,c) and electron-doped cases (d,e,f).

	C_{60}	$C_{60}/CHCl_3$	$C_{60}/CHBr_3$	$C_{60}/?$
$T_{c,h}^{max} (K)$	51	80	114	135
$T_{c,e}^{max} (K)$	11	18	26	35
λ_h	1.65	2.11	2.76	3.51
λ_e	1.1	1.24	1.37	1.52
$\Delta_h (meV)$	9.9	16.2	25.7	35.5
$\Delta_e (meV)$	1.9	3.2	4.9	6.5
b_h	-4	-5.5	-7.5	-9.6
b_e	-25	-32	-39	-48
$d (\text{\AA})$	14.15	14.28	14.43	14.6

TABLE I: Important quantities for the six cases examined.

bare and intercalated C_{60} ; (ii) the weak dependence of T_c from the details of the actual form of the spectral function²¹ (T_c strongly depends on the ω_{log} and on the total energy range of the spectral function that are likely not to be changed very much by the intercalation). The values of the coupling constant λ necessary to get the new experimental critical temperatures are 2.11 and 2.76 in the hole-doped case ($T_c = 80$ K and $T_c = 114$ K, respectively) and 1.24 and 1.37 in the electron-doped case ($T_c = 18$ K and $T_c = 26$ K, respectively).

In figure 5 the μ and μ^* values calculated by the solution of Eliashberg equations (1)-(4) applied to the $T_c(n)$ data of lattice-expanded C_{60} are shown as well as the best fit obtained by using eq. 14. It is clear that the fits are equally good as those shown in Fig. 2.

Unexpectedly we find that in all cases the shift of the chemical potential at $T = T_c$, calculated by solving the Eliashberg equations, is a linear function of the filling as we can see in the six panel of figure 6. The reason of this behaviour is unknown.

Figure 7 (a) shows that the calculated coupling constant λ is a linear function of the lattice constant d . We can now extrapolate this behaviour for calculating the coupling constant of an hypothetical material with lattice constant $d \approx 14.6 \text{\AA}$ (the increase is of 1% with re-

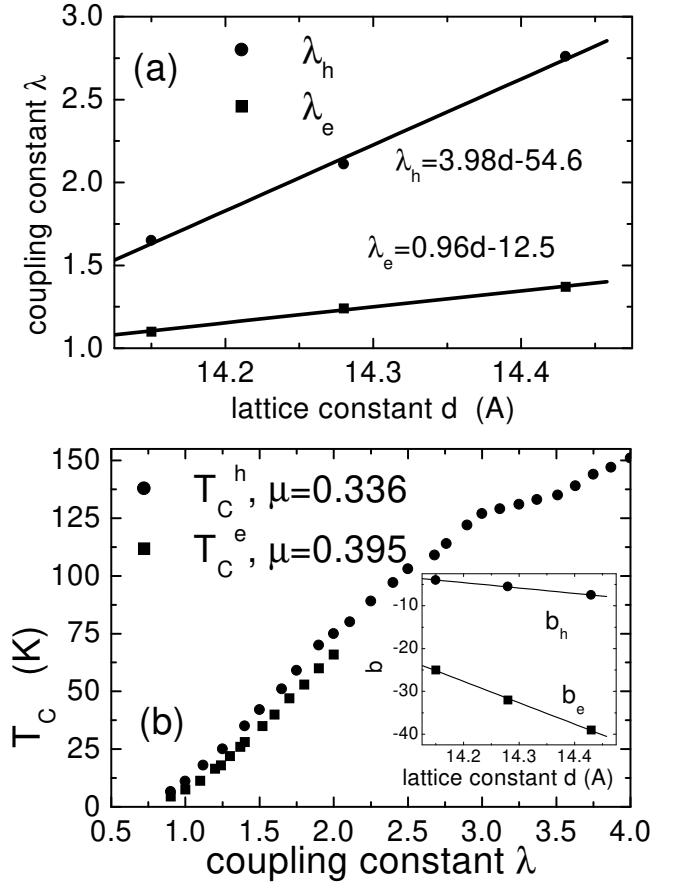


FIG. 7: (a) coupling constant λ versus lattice constant d in the electron-doped case (full squares), hole-doped case (full circles) and linear fits (solid lines); (b) T_c versus λ in the electron-doped case (full squares) and hole-doped case (full circles); in the inset b versus d in the electron-doped case (full squares), hole-doped case (full circles) and linear fits (solid lines).

spect to the case where $T_c = 117$ K)²⁰: $\lambda_h = 3.51$ and $\lambda_e = 1.52$. With these λ values, by using the Eliashberg equations, we determine the corresponding critical temperatures that are 135 K and 35 K, respectively. Finally in figure 7 (b) we can see the critical temperature versus coupling constant, at constant μ and $n = 1$, in the hole- and electron-doped case. The critical temperature, in the hole-doped case, does not increase linearly for $\lambda \gtrsim 3$ ($d \gtrsim 14.5 \text{\AA}$): this fact disagrees with the theoretical predictions of Ref. 12. T_c drops to zero for $\lambda \lesssim 0.8$ ($d \lesssim 13.9 \text{\AA}$) as, on the contrary, reported in Ref. 20.

In the inset of figure 7 (b) we can observe that also the parameter b is a linear function of the lattice constant d . All the results are finally summarized in table I. The predictions of Fig. 7(b) and of the last column of Table I concerning T_c and the gap can be experimentally verified.

In conclusion, the experimental results concerning T_c versus doping in field-effect hole-doped and electron-doped C_{60} can be naturally explained by Eliashberg theory generalized at the case where the conduction band is

finite, non half-filled and the Coulomb pseudopotential is filling-dependent in a very simple way and physically reasonable. All the values of the physical parameters of

the present theory found in the calculations are plausible.

Many thanks are due to O.V. Dolgov, E. Cappelluti, C. Grimaldi and D. Daghero for the useful discussions.

-
- ¹ J.H. Schön, Ch. Kloc, R.C. Haddon and B. Batlogg, *Nature* 408 (2000) 549.
 - ² J.H. Schön, Ch. Kloc, R.C. Haddon and B. Batlogg, *Science* 288 (2000) 656.
 - ³ J.H. Schön, Ch. Kloc, H.Y. Hwang and B. Batlogg, *Science* 292 (2001) 252.
 - ⁴ G.M. Eliashberg, *Sov. Phys. JETP* 3 (1963) 696.
 - ⁵ J.P. Carbotte, *Rev. Mod. Phys.* 62 (1990) 1028.
 - ⁶ P.B. Allen and B. Mitrovich, *Theory of superconducting T_c* , in *Solid State Physics*, Vol. 37, edited by H. Ehrenreich F. Seitz, D. Turnbull, (Academic Press, New York, 1982); D.J. Scalapino, in *Superconductivity*, Vol. 1, edited by R.D. Parks (M. Dekker, New York, 1969).
 - ⁷ F. Marsiglio and J.P. Carbotte, *cond-mat/0106143*; G. Varelogiannis, *Z. Phys. B* 104 (1997) 411; S.V. Shulga, *cond-mat/0101243*; H. J. Kaufmann, E. G. Maksimov, E. K. H. Salje, *cond-mat/9805108*.
 - ⁸ F. Marsiglio, *Jour. of Low Temp. Phys.* 87 (1992) 659.
 - ⁹ Han-Yong Choi, *Phys. Rev. B* 53 (1996) 8591.
 - ¹⁰ G.A. Ummarino, R.S. Gonnelli, *Physica C*, 341-348 (2000) 295.
 - ¹¹ E. Cappelluti, C. Grimaldi, L. Pietronero and S. Strässerl, *Phys. Rev. Lett.* 85 (2000) 4771.
 - ¹² O. Gunnarson, *Rep. Prog. Phys.* 69 (1997) 575.
 - ¹³ L. Forró and L. Mihály, *Rev. Mod. Phys.* 64 (2001) 649.
 - ¹⁴ A. Bill and V.Z. Kresin, *cond-mat/0109553*.
 - ¹⁵ P.B. Allen, *Phys. Rev. B* 17 (1978) 3725; G. Grimvall, *The electron-phonon interaction in metals*, Vol. 16, edited by E.P. Wohlfarth, (North Holland, Amsterdam, 1980).
 - ¹⁶ Han-Yong Choi and M.J. Rice, *Phys. Rev. B* 49 (1994) 7048.
 - ¹⁷ S. Wehrli, D. Poilblanc and T.M. Rice, *Eur. Phys. J. B* 23 (2001) 345.
 - ¹⁸ P. Morel, P.W. Anderson, *Phys. Rev.* 125 (1962) 1263.
 - ¹⁹ F. Stern, *Phys. Rev. Lett.* 18 (1967) 546; E. Canel, M.P. Matthews and R.K.P. Zia, *Phys. Kondens. Materie* 15, (1972) 191; J. Lee and H.N. Spector, *J. Appl. Phys.* 54 (1983) 6989.
 - ²⁰ J.H. Schön, Ch. Kloc and B. Batlogg, *Science* 293 (2001) 2432.
 - ²¹ G. Varelogiannis, *Physica C* 51 (1995) 51.