

Is it possible to explain the phenomenology of electron- and hole-doped C_{60} in the framework of Eliashberg theory?

G.A. Ummarino, R.S. Gonnelli
*INFN–Dipartimento di Fisica, Politecnico di Torino,
 Corso Duca degli Abruzzi, 24-10129 Torino, Italy
 E-mail address: ummarino@polito.it*
 (Dated: December 2, 2024)

In a recent paper (J.H. Schön, Ch. Kloc, R.C. Haddon and B. Batlogg, *Nature* 408 (2000) 549) a large increase of the critical temperature was observed in C_{60} doped with holes by application of an intense electric field. We demonstrate that the measured T_c versus doping curves can be explained by solving the (four) s-wave Eliashberg equations in the case of a finite, non half-filled energy band. In order to reproduce the experimental data, we assume a Coulomb pseudopotential depending on the filling in a very simple and plausible way. Reasonable values of the physical parameters involved are obtained. The application of the same approach to new experimental data (J.H. Schön, Ch. Kloc and B. Batlogg, *Science* 293 (2001) 2432) has given good results.

PACS numbers: 74.70.Wz; 74.20.Fg
 Keywords: Eliashberg equations, fullerenes.

After the obtainment of the surface field-effect doping of high quality organic crystals J.H. Schön, Ch. Kloc, R.C. Haddon and B. Batlogg have realized the same experiment on C_{60} crystals^{1,2,3}; in hole-doped samples, superconductivity up to 52 K¹ was achieved. The fundamental importance of this experiment is that the superconductivity is obtained by field-effect doping the original single-crystal material and, thus, without modifying its structural properties. The authors of the experiments believe as plausible that the doping charges are confined only in a single layer of C_{60} molecules¹. The physical parameters of C_{60} are known enough and, differently from the cuprates for fullerenes as well as for borocarbides, BKBO and MgB_2 it seems that the symmetry of the order parameter is s-wave and the electron-phonon interaction is the main cause for appearance of the superconductivity. In the present paper we show that a theory suitable for reproducing the T_c versus filling experimental data of Ref. 2 is the Migdal-Eliashberg one^{4,5,6,7,8,9} although, probably, in this material the Migdal Theorem breaks down¹⁰ due the large energy of phonons and the contemporary rather low energy of the Fermi level¹¹. In a first approximation we neglect these complications seeing where the theory in its most simple form and with the smallest number of free parameters can load. Figure 1 (a) has been obtained by normalizing the original data so that the maximum of T_c is when the filling is equal to one. In order to fit these experimental data we solved the Eliashberg equations in the general case of non half-filling, finite bandwidth and flat normal density of states. The physical quantities that appear in the fit are: the finite bandwidth W , the electron-phonon spectral function $\alpha^2F(\Omega)$ and the Coulomb pseudopotential μ . It is also necessary to fix a cut-off energy ω_C related to the renormalization of the Coulomb pseudopotential. We take the value of W from literature: $W=250$ meV¹¹ and assume the cut-off energy $\omega_C = W$ as in Ref. 10. The spectral function is unknown but, in a first approx-

imation, one can think that $\alpha^2F(\Omega)$ is proportional to the phonon density of states $F(\Omega)$ of C_{60} ¹¹ (see figure 1 (b)) and nearly equal to the transport spectral function $\alpha^2F_{tr}(\Omega)$. The electron-phonon coupling constant $\lambda = 2 \int d\Omega \alpha^2F(\Omega)/\Omega$ is a measure of the intensity of the electron-phonon coupling. For determining the constant of proportionality between $\alpha^2F(\Omega)$ and $F(\Omega)$ we use the resistivity experimental data of the same paper the T_c versus filling was derived from^{1,2}. The resistive curves versus T at different gate voltages, have the same high temperature slope therefore the ratio λ_{tr}/ω_P^2 is constant. If the lattice does not change then the phonon density of states $F(\Omega)$ as well as the function $\alpha^2(\Omega)$ ⁶ are independent from the field-effect doping so λ is doping independent. From the expression of the resistivity at high temperatures: $\rho = 8\pi k_B T \lambda_{tr}/(\omega_P^2 \varepsilon_0 \hbar^2)$ and by knowing the value of the plasma frequency $\hbar\omega_P = 1.36$ eV¹¹ we can deduce the value of the transport electron-phonon coupling constant λ_{tr} in the electron-doping case. We find $\lambda_{tr} = 1.1$ and, in the first approximation, we assume $\lambda = \lambda_{tr} \equiv \lambda_e$ where λ_e is the coupling constant for the electron-doped case. As far as the hole-doped coupling constant λ_h is concerned, from resistivity experimental data and from calculations of the electron density of states J.H. Schön et al.² estimate that $\lambda_h/\lambda_e = 1.5$ and so we find $\lambda_h = 1.5\lambda_e = 1.65$. In order to obtain the exact maximum value of the critical temperature in the half-filling case as shown in figure 1 (a) we solved the Eliashberg equations in the half-filling case by using for the Coulomb pseudopotential μ the values 0.395 and 0.336 in the electron and hole doped case respectively. This result is in very good agreement with theoretical calculations that predict $\mu = 0.3 - 0.4$ ¹¹. Since the lattice is not modified by the field-effect doping, we consider the electron-phonon coupling constant λ and the width of the conduction band W independent from filling n . Now we can try to reproduce the experimental values of T_c versus n by solving the Eliashberg equations in the non

half-filling case⁷. This is a hard task because in this case there are three equations to be solved for the calculation of the gap $\Delta(i\omega_n)$, the renormalization function $Z(i\omega_n)$ and the asymmetric part of the self-energy $\chi(i\omega_n)$, which is always equal to zero in the half-filling case, plus one equation that represents the conservation of the particles' number and is necessary for calculating the shift of the chemical potential $\delta\mu$. Thus the Eliashberg equations in the non half-filling case, finite bandwidth and s-wave symmetry of the order parameter are⁷:

$$\Delta(i\omega_n)Z(i\omega_n) = \pi k_B T \sum_{m=-\infty}^{+\infty} [\lambda(i\omega_n - i\omega_m) - \mu^*/W] \cdot \vartheta(|\omega_C| - \omega_m) P(i\omega_m) \Theta(i\omega_m) \quad (1)$$

$$\omega_n Z(i\omega_n) = \pi k_B T \sum_{m=-\infty}^{+\infty} \lambda(i\omega_n - i\omega_m) N(i\omega_m) \Theta(i\omega_m) \quad (2)$$

$$\chi(i\omega_n) = -\pi k_B T \sum_{m=-\infty}^{+\infty} \lambda(i\omega_n - i\omega_m) M(i\omega_m) \quad (3)$$

$$n = 1 - (\pi k_B T / W) \sum_{m=-\infty}^{+\infty} M(i\omega_m) \quad (4)$$

where ϑ is the Heaviside function, $i\omega_m = i\pi(2m+1)k_B T$ with $m = 0, \pm 1, \pm 2, \dots$ and

$$\mu^* = \mu / [1 + \frac{k_B T \mu}{W} \int_{-W}^W d\varepsilon \sum_{m=0}^{+\infty} \frac{\vartheta(\omega_m - \omega_C)}{\omega_m^2 + (\varepsilon - \delta\mu)^2}] \quad (5)$$

$$\lambda(i\omega_n - i\omega_m) = \int_0^{+\infty} d\Omega \frac{\alpha^2(\Omega) F(\Omega)}{\Omega^2 + (i\omega_n - i\omega_m)^2} \quad (6)$$

$$P(i\omega_m) = \frac{\Delta(i\omega_m) Z(i\omega_m)}{R(i\omega_m)}, N(i\omega_m) = \frac{\omega_m Z(i\omega_m)}{R(i\omega_m)} \quad (7)$$

$$R(i\omega_m) = \sqrt{\omega_m^2 Z^2(i\omega_m) + \Delta^2(i\omega_m) Z^2(i\omega_m)} \quad (8)$$

$$\Theta(i\omega_m) = \{\arctan(W_-(i\omega_m)) + \arctan(W_+(i\omega_m))\} / \pi \quad (9)$$

$$M(i\omega_m) = 0.5 \ln \left[\frac{1 + W_-^2(i\omega_m)}{1 + W_+^2(i\omega_m)} \right] \quad (10)$$

and $W_{\mp}(i\omega_m) = \{W \mp [\delta\mu - \chi(i\omega_m)]\} / R(i\omega_m)$. In order to reproduce the experimental values of T_c , and having excluded the dependence of λ from filling, the only possibility is to assume that the coulomb pseudopotential μ is variable with the filling n : $\mu \equiv \mu(n)$. We find the values of $\mu(n)$ by solving the equations 1-4 that allow to obtain the experimental $T_c(n)$. In figure 2 we show the $\mu(n)$ dependence in the two cases: (a) electron-doped C_{60} and (b)

hole-doped C_{60} (open circles). It is important to notice that here the definition of μ^* is more general than usual because it depends from the shift of the chemical potential and from the value of the bandwidth. In the usual and less general definition⁵, if $\omega_C = W$ then $\mu = \mu^*$ while in our case it is always $\mu > \mu^*$ as we can see in figure 2 (open squares). Is it possible to explain this particular dependence of μ from filling, obtained by the fit of the T_c of figure 1 (a)? From the definition of μ [Ref. 11] and from the very simple analytical expression of the Thomas-Fermi dielectric function $\varepsilon(q, n) = 1 + k_S^2(n)/q^2$ it follows:

$$\mu(n) = \frac{1}{4\pi^2 \hbar v_F} \int_0^{2k_F} \frac{V(q)}{\varepsilon(q, n)} q dq \quad (11)$$

where $V(q) = 4\pi e^2/q^2$. In the half-filling case by calculating the integral we obtain:

$$\mu(n=1) = \left[\frac{k_S^2(n=1)}{8k_F^2} \right] \ln \left[1 + \left(\frac{2k_F}{k_S(n=1)} \right)^2 \right] \quad (12)$$

where k_F and k_S are the Fermi and Thomas-Fermi wave vector respectively. We can expand the dielectric function in the vicinity of the half-filling ($n=1$) by remembering that, because the physical parameters λ , $\alpha^2 F(\Omega)$ and W are fixed, T_c is maximum when $\mu(n)$ is minimum that means $\varepsilon(n)$ is maximum (see definition of $\mu(n)$) i.e. $\partial\varepsilon/\partial n = 0$ for $n=1$. We arrest to the second order only for simplicity and for having the minor number of free parameters even if the range of the series expansion is not so small (holes case):

$$\varepsilon(q, n) = \varepsilon(q, n=1) + \frac{1}{2} \left[\frac{\partial^2 \varepsilon(q, n)}{\partial n^2} \right]_{n=1} (n-1)^2 + \dots \quad (13)$$

and by substituting in the definition of $\mu(n)$ we find

$$\mu(n) = \mu(n=1) \frac{\ln(1 + a/[1 + b(n-1)^2])}{\ln(1 + a)} \quad (14)$$

where $a = [2k_F/k_S(n=1)]^2$ and $b = [(1/k_S)(\partial^2 k_S/\partial n^2)]_{n=1}$. From the values of $\mu(n=1)$ obtained in electron- and hole-doped case for having the exact experimental T_c and from eq. 12 we can calculate $2k_F/k_S(n=1)$. We find 1.05 for hole doping and 0.77 for electron doping. Now we have only one free parameter, $b = (1/k_S)[\partial^2 k_S/\partial n^2]_{n=1}$, for fitting with the eq.14 the μ versus n curves. The results are very good (see figure 2 (a) and (b) solid line): for the electron-doping $b = -25$ and for the hole-doping $b = -4$. By definition $k_S^2 = 4e^2\pi N$, where N is the density of states at the Fermi energy, so $b = -[(0.5/N)\partial N/\partial n]^2 + 0.5\partial^2 N/\partial n^2/N]_{n=1}$. From figure 4 b of Ref. 1 we can see that, in the proximity of optimal filling, the functional relation between N and n is linear and is almost the same in the two cases so we will have $b_h/b_e \approx N_e^2(n=1)/N_h^2(n=1)$. The results of the fits produces $\sqrt{b_h/b_e} = 0.4$ in qualitative agreement with

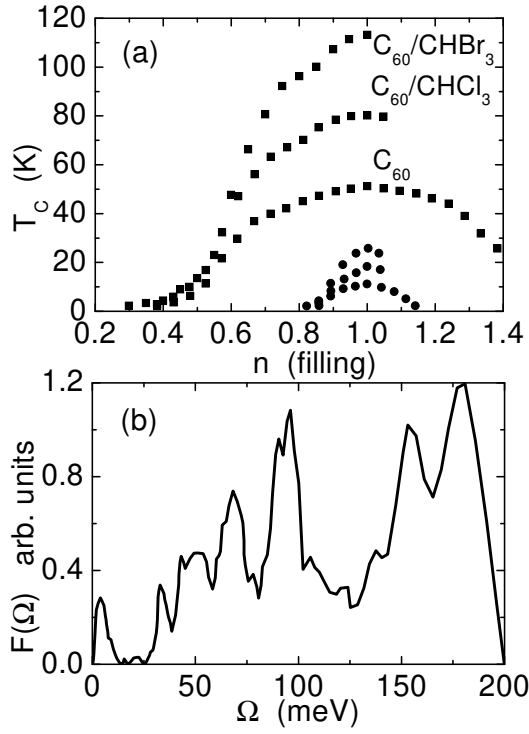


FIG. 1: (a) T_c versus filling n experimental data for electrons (full squares) and holes (full circles) [from^{1,13}]; (b) C_{60} phonon density of states $F(\Omega)$ [from¹¹].

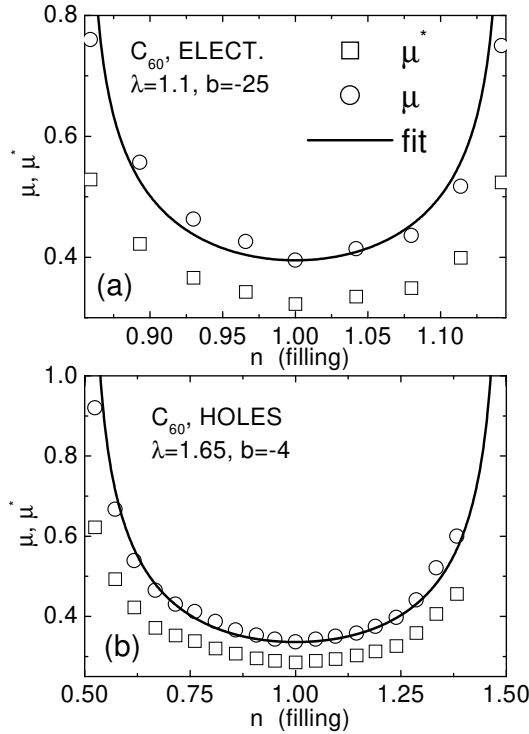


FIG. 2: (a) Coulomb pseudopotential μ (open circle), μ^* (open square) and theoretical fit (solid line) versus filling n : (a) electron-doped case, (b) hole-doped case.

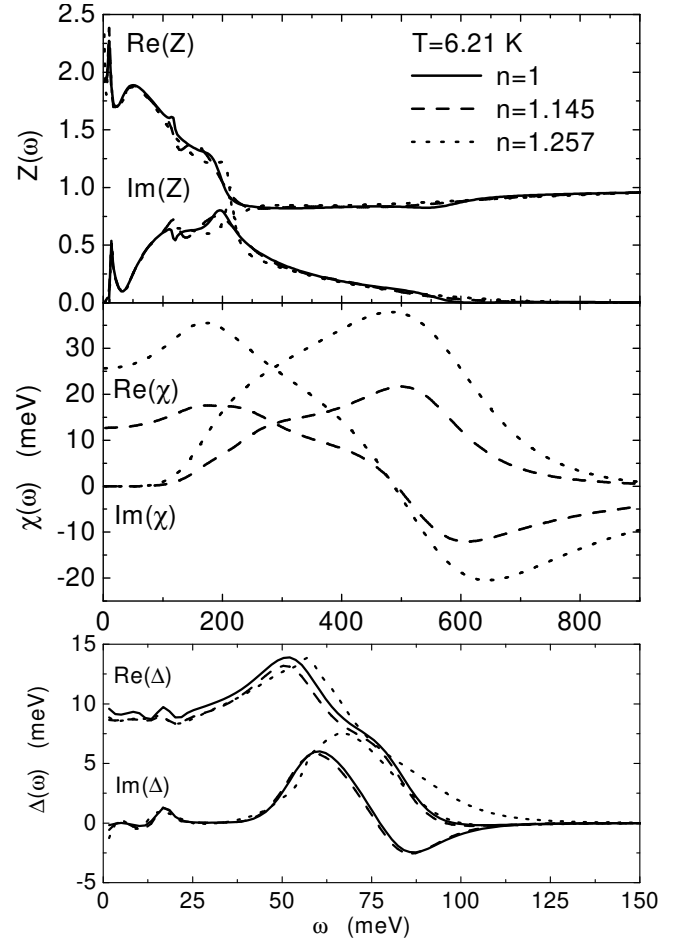


FIG. 3: (a) The real and imaginary part, at $T = 6.21$ K, of the function $Z(\omega)$, $\xi(\omega)$ and $\Delta(\omega)$ for different values of the filling: $n=1$ (solid line), $n=1.145$ (dash), and $n=1.287$ (dot) in the hole-doped case.

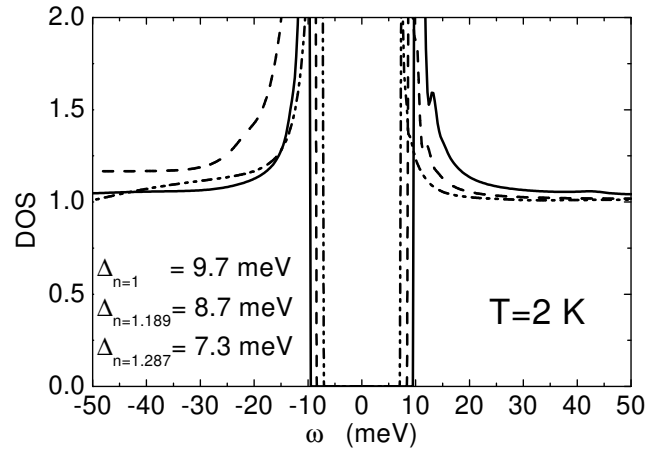


FIG. 4: (a) The normalized DOS, at $T=2$ K, for different values of the filling: $n=1$ (solid line), $n=1.190$ (dash), and $n=1.287$ (dot) in the hole-doped case.

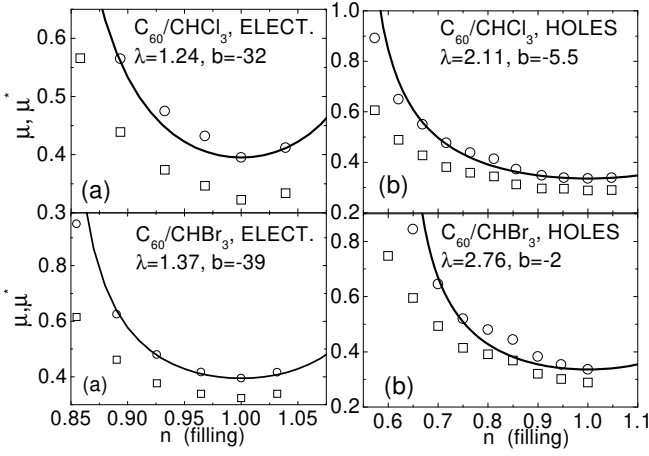


FIG. 5: (a) Coulomb pseudopotential μ (open circle), μ^* (open square) and theoretical fit (solid line) versus filling n : (a) electron-doped case, (b) hole-doped case.

the theoretical predictions $N_e(n=1)/N_h(n=1) = 0.68$ (calculated for a 3D system¹ while we are in a 2D case).

It is curious to note that the curves $T_c(n)/T_c(n=1)$ and $\mu(n=1)/\mu(n)$ are perfectly superimposed. Now by having the analytical shape of the dependence of μ from n we can solve the Eliashberg equations for any value of the filling and calculate many physical quantities.

By using the standard Padé approximants technique we allow of carrying out the analytical continuation of $Z(i\omega_n)$, $\Delta(i\omega_n)$, $\chi(i\omega_n)$ and the normalized superconductive density of states $N_S(i\omega_n)/N_N(i\omega_n) = [N(i\omega_n)\Theta(i\omega_n) - M(i\omega_n)]/[N_N(i\omega_n)\Theta_N(i\omega_n) - M_N(i\omega_n)]$. Here the quantities with suffix N are calculated for $\Delta(i\omega_n) = 0$. In figure 3, we can see as the shape of $Z(\omega)$, $\Delta(\omega)$ and $\chi(\omega)$ change for three different values of the doping in the hole case: $n=1$ ($T_c = 51.3K$), $n=1.145$ ($T_c = 48.3K$) and $n=1.287$ ($T_c = 39K$). As we can see in figure 4 the DOS, in non half-filling case $n=1.18$ and $n=1.287$, is asymmetric. This effect increases with $|n-1|$. The values of the ratio $2\Delta/k_B T_c$ are lightly bigger than experimental results³.

Very recently in a new paper of J.H. Schön et al.¹³ the authors have intercalated a lot of single crystals of C_{60} with $CHCl_3$ and $CHBr_3$ in order to expand the lattice (see figure 1). The maximum of the critical temperature is, in the hole doped case $C_{60}/CHBr_3$, 117K (onset of resistive transition). We can try of explain these new experimental data following the same way. We note, see figure 1, that the maximum of T_c is at the same value of doping in the three hole-doped and electron-doped cases respectively.

In the first approximation we assume that the Coulomb pseudopotential is, for $n = 1$, the same of C_{60} . For simplicity, we use as electron-phonon spectral function the same of C_{60} only multiplying by a constant. The values of coupling constant λ to obtain the new experimental critical temperatures are 2.11 and 2.76 in the hole-doped

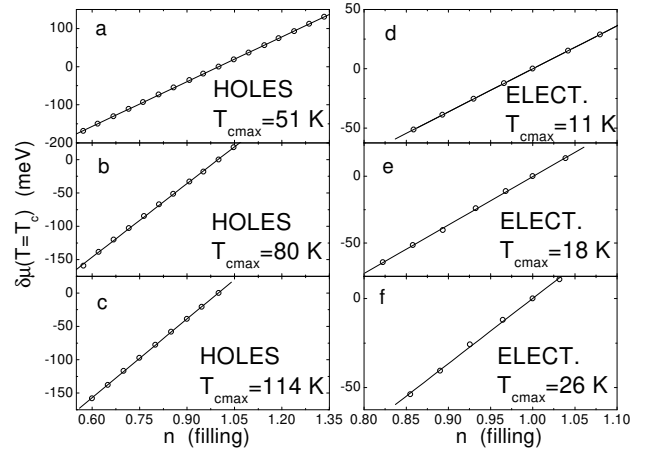


FIG. 6: (a) The chemical potential shift (open circles), at $T = T_c$, calculated from Eliashberg equations and linear fit (solid line), in the hole-doped cases (a,b,c) and electron-doped cases (d,e,f)

	C_{60}	$C_{60}/CHCl_3$	$C_{60}/CHBr_3$	$C_{60}/?$
$T_{Cmax,h}(K)$	51	80	114	135
$T_{Cmax,e}(K)$	11	18	26	35
λ_h	1.65	2.11	2.76	3.51
λ_e	1.1	1.24	1.37	1.52
$\Delta_h(meV)$	9.7	16.2	25.7	35.5
$\Delta_e(meV)$	1.9	3.2	4.9	6.5
b_h	-4	-5.5	-7.5	-9.6
b_e	-25	-32	-39	-48
$d(\text{\AA})$	14.15	14.28	14.43	14.6

TABLE I: Important quantities for the six cases examined.

case ($T_c = 80K$ and $T_c = 114K$) and 1.24 and 1.37 in the hole-doped case ($T_c = 18K$ and $T_c = 26K$).

We can see the fits of the values of μ found in figure 5.

We find that in all cases the chemical potential at $T = T_c$, calculated by solving the Eliashberg equations, is a linear function of the filling as we can see in figure 6.

In figure 7 (a) we can see that the coupling constant λ is a linear function of the lattice constant d . We can extrapolate this behaviour for calculating the coupling constant of an hypothetical material with lattice constant $d \approx 14.6\text{\AA}$ (the increased is of 1%)¹³: $\lambda_h = 3.51$ and $\lambda_e = 1.52$. Now, with these λ values, by using the Eliashberg equations, we determine the corresponding critical temperatures that are 135 K and 35 K respectively. In figure 7 (b) we can see the critical temperature versus coupling constant, with μ constant and $n=1$, in the hole- and electron-doped case. The critical temperature, in the hole case, does not increase linearly for $\lambda \gtrsim 3$ ($d \gtrsim 14.5\text{\AA}$): this fact disagrees with the theoretical predictions of Ref. 12. Instead T_c drops to zero for $\lambda \lesssim 0.8$ ($d \lesssim 13.9\text{\AA}$) as in Ref. 12.

In the inset of figure 7 (b) we observe that also b is a

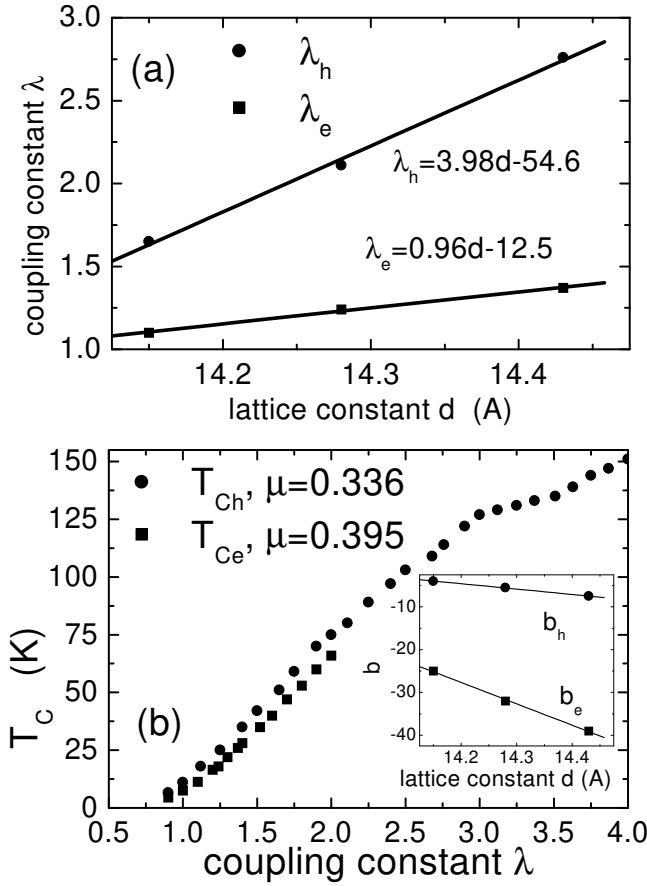


FIG. 7: (a) coupling constant λ versus lattice constant d in the electron-doped case (full squares), hole-doped case (full circles) and linear fits (solid lines); (b) T_c versus λ in the electron-doped case (full squares), hole-doped case (full circles) and linear fits (solid lines); in the inset b versus d in the electron-doped case (full squares), hole-doped case (full circles) and linear fits (solid lines).

linear function of the lattice constant d . All results are summarized in table one.

In conclusion the experimental results concerning T_c versus doping in hole-doped and electron-doped C_{60} can be naturally explained by Eliashberg theory generalized at the case where the conduction band is finite, non half-filled and the Coulomb pseudopotential is filling-dependent in a very simple fashion. All the values found of the physical parameters of theory are plausible.

Many thanks to O.V. Dolgov, E. Cappelluti, C. Grimaldi and D. Daghero for the useful discussion.

- ¹ J.H. Schön et al., Nature 408 (2000) 549.
- ² J.H. Schön et al., Science 288 (2000) 656.
- ³ J.H. Schön et al., Science 292 (2001) 252.
- ⁴ G.M. Eliashberg, Sov. Phys. JETP 3 (1963) 696.
- ⁵ J.P. Carbotte, Rev. Mod. Phys. 62 (1990) 1028.
- ⁶ P.B. Allen and B. Mitrovich, Theory of superconducting T_c , in Solid State Physics, Vol. 37, edited by H. Ehrenreich F. Seitz, D. Turnbull, (Academic Press, New York, 1982); D.J. Scalapino, Superconductivity, Vol. 1, edited by R.D. Parks (M. Dekker, New York, 1969).

- ⁷ F. Marsiglio, Jour. of Low Temp. Phys. 87 (1992) 659.
- ⁸ Han-Yong Choi, Phys. Rev. B 53 (1996) 8591.
- ⁹ G.A. Ummarino, R.S. Gonnelli, Physica C, 341-348 (2000) 295.
- ¹⁰ E. Cappelluti et al., Phys. Rev. Lett. 85 (2000) 4771.
- ¹¹ O. Gunnarson, Rev. Mod. Phys. 69 (1997) 575.
- ¹² P. Morel, P.W. Anderson, Phys. Rev. 125 (1962) 1263.
- ¹³ J.H. Schön, Ch. Kloc and B. Batlogg, Science 293 (2001) 2432.