

How Much Phase Coherence Does a Pseudogap Need?

Paul E. Lammert*

Department of Physics, The Pennsylvania State University, University Park, PA 16802

Daniel S. Rokhsar

*Department of Physics, University of California, Berkeley, CA 94720,
and the DOE Joint Genome Institute, Walnut Creek, CA 94598*

(Dated: Aug. 8, 2001)

It has been suggested that the “pseudogap” regime in cuprate superconductors, extending up to hundreds of degrees into the normal phase, reflects an incoherent d-wave pairing, with local superconducting order coherent over a finite length scale ξ , insufficient to establish superconductivity. We calculate the single-particle spectral density in such a state from a minimal phenomenological disordered BCS model. When the phase-coherence length exceeds the Cooper pair size, a clear pseudogap appears. The pseudogap regime, however, is found only over a relatively narrow range of phase stiffnesses, hence is not expected to extend more than about 20% above T_c .

It is widely believed that the peculiar normal pseudogap regime in underdoped cuprate superconductors (see refs. 1, 2 for recent reviews), holds keys to unraveling the entire problem of cuprate superconductivity. In this regime, between the superconducting transition temperature T_c , and T_* , possibly hundreds of degrees higher, spectral density near the putative Fermi surface is suppressed – in contrast with the familiar behavior of BCS superconductors. Evidence of this phenomenon is consistently observed most clearly in angle-resolved photoemission (ARPES), [3, 4] but also in c-axis tunneling, magnetic susceptibility, heat capacity, Raman scattering, neutron scattering, and NMR measurements. The variation of the pseudogap with momentum, strongest near the $(\pi, 0)$ directions and weak or nonexistent near (π, π) , mirrors that of the full $d_{x^2-y^2}$ superconducting gap.

One potential explanation of this behavior, as suggested by Kivelson and Emery [5], is that *local* superconducting correlations (Cooper pairing) set in at T_* , but that long-range phase coherence is not established until the temperature drops below T_c . The plausibility of the idea derives from the facts that phase fluctuations generally play a larger role in lower- (here two) dimensional systems, and the superfluid density in the cuprates is very low, making the order parameter phase “floppy.” The notion is analogous to a magnetic material in which local moments form far above the temperature at which they become ordered. Nevertheless, this is not quite the same thing as pre-formed pairs.

Several previous calculations have investigated this idea [6, 7, 8, 9]. With the exception of reference 7, which studies effects of uniform superflow fluctuations, these are essentially diagrammatic approaches, with the attendant need for various sorts of truncations or resummations. The purpose of the present work is to get a better understanding of the possibilities and limitations of the incoherent pairing scenario in a BCS-like framework with as few additional uncontrolled approximations or dubious assumptions as possible. We do that by investigating a

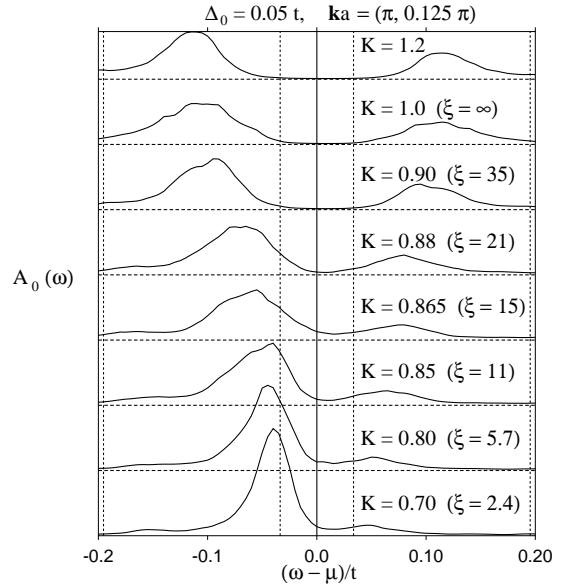


FIG. 1: spectral weight at $((3/24)\pi, \pi)$ for $\Delta_0 = 0.05t$. Individual energy levels are broadened by convolution with a Lorentzian of FWHM $t/100$. The correlation length is computed from the Kosterlitz-Thouless expression $\xi/a = 0.15 \exp(1.82\sqrt{t})$ [11, 12], with $t = K/(1 - K)$.

minimal phenomenological model permitting essentially exact (albeit numerical and statistical) solution. This model has the following ingredients.

(1) Electrons propagate according to a tight-binding model in the presence of a disordered pair order parameter with local $d_{x^2-y^2}$ symmetry:

$$H[\Delta] = - \sum_{ij} T_{ij} c_{i\sigma}^\dagger c_{j\sigma} - \sum_{ij} \left(\Delta_{ij} c_{i\uparrow}^\dagger c_{j\downarrow}^\dagger + \text{h.c.} \right). \quad (1)$$

The chemical potential has been included in the hopping matrix $T_{ij} \equiv t_{ij} + \mu \delta_{ij}$. We take the ratio of next-nearest-neighbor hopping (t') to nearest-neighbor

(t) to be $t'/t = -0.35$ [10], and the chemical potential $\mu = -1.1076t$, corresponding to a doping of $x = 0.15$. We estimate $t \approx 1/5$ eV, roughly 1/4 of the observed bandwidth.

(2) The complex pair field Δ_{ij} ($= \Delta_{ji}$) couples to singlet pairs spanning nearest-neighbor sites i and j . In a $d_{x^2-y^2}$ superconductor, the (spatially uniform) pair field Δ_{ij} is Δ_0 on horizontal bonds, and $-\Delta_0$ on vertical bonds.

(3) In a traditional BCS approach, the gap parameter Δ_0 is computed self-consistently taking into account the underlying pairing interaction. In our phenomenological approach, this linkage is decoupled. Instead, the pair field $\Delta_{ij} = \Delta_0 e^{i\theta_{ij}}$ in eq. (1) is treated as a quenched random variable, chosen from a thermal ensemble. We assume that $|\Delta_{ij}|$, the magnitude of the pairing correlations is a fixed (large) energy scale Δ_0 equal to the full gap below T_c , but that the phase suffers thermal fluctuations determined by the classical XY model

$$\beta H_{XY} = 1.12 K \sum_{\langle ij, ik \rangle} \cos(\theta_{ij} - \theta_{ik}). \quad (2)$$

The sum runs over all pairs of nearest-neighbor links, *i.e.*, links ij and ik related to each other by a 90° rotation about a common site i . The centers of these links form a square lattice, canted at 45° to the lattice of tight-binding sites. The factor of 1.12 in eq. (2) means that K is measured in units of the critical coupling, *i.e.*, the Kosterlitz-Thouless-Berezinskii (KTB) transition occurs at $K = 1$ [11]. One may think of the Hamiltonian of Eq. 2 as arising from the Hamiltonian

$$\mathcal{H}_{pair} = g \sum_{i,j,k} \Delta_{ij}^* \Delta_{ik}, \quad (3)$$

which describes the pivoting[13] of a Cooper pair from a nearest-neighbor link ik to a perpendicular link ij (see inset of Fig. 2). Positive g encourages local d-wave order.

Assumptions 1–3 above specify our model. In contrast to BCS theory, a distinction is drawn between the local pairing strength Δ_0 and the phase stiffness K ; we take them as independent phenomenological parameters. A genuinely two-dimensional system of this sort develops only algebraic order for $K > 1$. In a real material, coupling between planes causes crossover to three-dimensional behavior and true long-range order. For $K < 1$, there is no superconductivity, but local superconductor-like correlations. The primary questions are: for what range of phase stiffness K does the local pairing manifests itself above the KTB transition, and, to how high a temperature is the picture able to hold together?

Methods. Given a pair field Δ_{ij} , we solve numerically for the ground state and quasiparticles by a suitable Bogoliubov transformation:

$$\Gamma_m \equiv \begin{pmatrix} \gamma_\uparrow \\ \gamma_\downarrow \end{pmatrix}_m = \begin{pmatrix} U & V \\ -V^* & U^* \end{pmatrix}_{mi} \begin{pmatrix} c_\uparrow \\ c_\downarrow \end{pmatrix}_i, \quad (4)$$

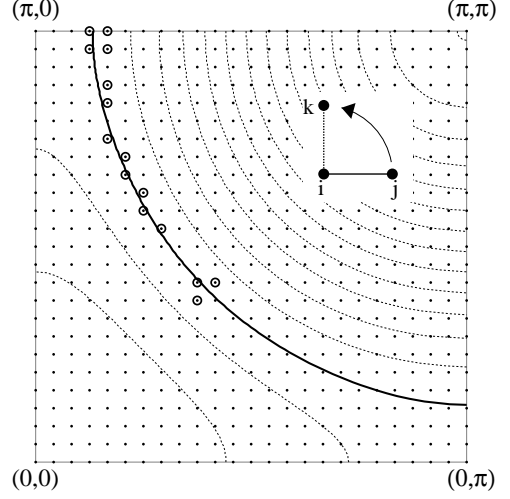


FIG. 2: Upper right-hand quadrant of the Brillouin zone grid used for numerical computation. The heavy solid curve indicates the normal state Fermi surface for the parameters (t, t', μ) reported in the text. The dashed curves are normal-state energy contour lines at a spacing of $t/2$. Circled points are those for which spectral density results are displayed in this paper. Inset: a pair hopping event.

where the index i labelling lattice sites is summed over on the right-hand side. Since the Γ operators destroy quasiparticles, we have the Bogoliubov-de Gennes equation

$$\begin{pmatrix} -T & \Delta^* \\ \Delta & T \end{pmatrix} \begin{pmatrix} U_m^T \\ V_m^T \end{pmatrix} = -E_m \begin{pmatrix} U_m^T \\ V_m^T \end{pmatrix}, \quad (5)$$

where U_m^T and V_m^T are column vectors to be determined.

With Bogoliubov quasiparticle states in hand, we calculate the experimentally relevant particle and hole spectral densities $A^+(\mathbf{k}\omega) \equiv \langle c(\mathbf{k})\delta(H - \omega)c(\mathbf{k})^\dagger \rangle$ and $A^-(\mathbf{k}\omega) \equiv \langle c(\mathbf{k})\delta(H - \omega)c(\mathbf{k})^\dagger \rangle$. Since the basic assumption is that the crucial thermal effects are fluctuations of the order parameter phase, we compute the quenched average spectral densities at zero “quasiparticle temperature”[14] over the distribution of $\{\Delta_{ij}\}$:

$$A_0^+(\mathbf{k}\omega) = \left\langle \sum_m |U_{m\mathbf{k}}|^2 \delta(\omega - E_m) \right\rangle$$

$$A_0^-(\mathbf{k}\omega) = \left\langle \sum_m |V_{m\mathbf{k}}|^2 \delta(\omega - E_m) \right\rangle. \quad (6)$$

Representative full spectral densities $A_0(\mathbf{k}, \omega)$ [equal to $A_0^-(\mathbf{k}, -\omega)$ for $\omega < 0$ and to $A_0^+(\mathbf{k}, \omega)$ for $\omega > 0$] over a range of K are displayed in Figures 1 and 3 for a point near the Fermi surface in the $(\pi, 0)$ direction with $\Delta_0/t = 0.05$ and 0.15 , respectively. Results for a Fermi surface point much closer to the (π, π) (nodal) direction is shown in Figure 4. These plots are the result of Monte Carlo sampling of the pairing field ensemble

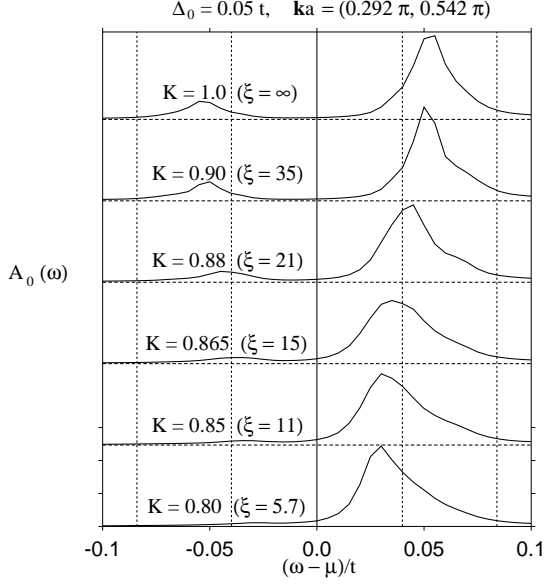


FIG. 3: spectral weight at $((3/24)\pi, \pi)$ for $\Delta_0 = 0.15t$.

for a 48×48 site lattice, with averaging over three to five disorder realizations and crystallographically equivalent \mathbf{k} points. In each figure, the inner dashed lines indicate plus or minus the tight-binding energy $\varepsilon(\mathbf{k})$, and the outer dashed lines are the quasiparticle energies $E_0(\mathbf{k}) = \pm \sqrt{\varepsilon(\mathbf{k})^2 + \Delta_0(\mathbf{k})^2}$ for a perfectly ordered pairing field with the specified Δ_0 (*i.e.*, $K = \infty$).

What do these results tell us? First, the single-particle spectral function exhibits a pseudogap even for fairly short-ranged phase coherence. Roughly speaking, the phase correlation length, ξ , is the distance over which Cooper pairs propagate coherently, or the characteristic vortex-antivortex separation. The figures show a pseudogap developing by about $\xi = 15a$ for $\Delta_0 = 0.05t$. For this pairing magnitude, the Cooper pair size, estimated according to $\xi_0 = \hbar v_F / \Delta_0(\mathbf{k})$, is of order $8a$. (For this estimate, we use Fermi velocity v_F and full gap at the Fermi surface near the $(\pi, 0)$ direction. Other choices give an estimate a few times larger.)

Second, the onset of the pseudogap with K is relatively rapid near the KTB critical point. The $(\pi, 0)$ gap achieves nearly half its full value by the KTB transition, continuing to increase slowly with increasing K . The variation of the pseudogap along the Fermi surface closely resembles the pure $d_{x^2-y^2}$ form. If we invert the usual BCS relationship between energy gap and pairing amplitude, using the peak position of the spectral density as a surrogate for the BCS quasiparticle energy, we can extract an effective “gap parameter” $\Delta_{\text{eff}}(\mathbf{k}) \equiv \sqrt{E_{\text{peak}}(\mathbf{k})^2 - \varepsilon(\mathbf{k})^2}$. At $K = 0.9$, and for both $\Delta_0/t = 0.05$ and $\Delta_0/t = 0.10$, the ratio $\Delta_{\text{eff}}/\Delta_0(\mathbf{k})$ of effective gap to full gap is between 0.41 and 0.63 everywhere on the Fermi surface (with most points being

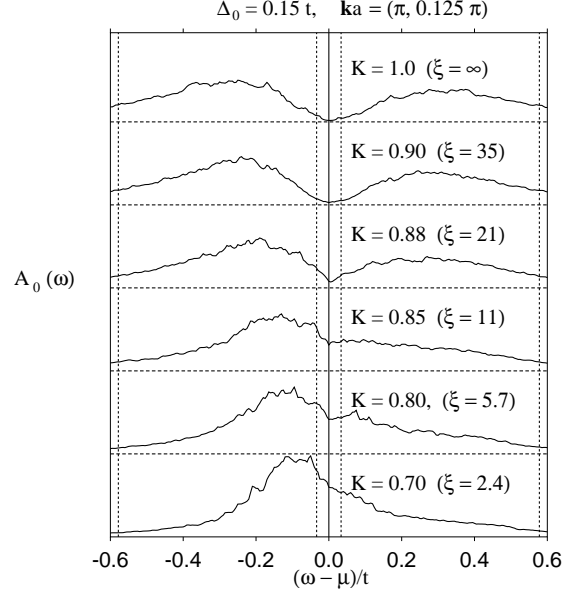


FIG. 4: Spectral weight at $(7, 13)\frac{\pi}{24}$ for $\Delta_0 = 0.05t$. Note the curious feature that the peak is *below* the $\Delta \equiv 0$ value for smaller values of K . The average, however, is closer because of the long high-energy tail.

close to 0.5).

Third, spectral peaks are broad with widths roughly linear in the pairing magnitude Δ_0 . As shown in Figure 3, this broadening can wash out the clear pseudogap, though it does not affect the *shift* of the peaks. The widths do not monotonically decrease as K is increased, but are greatest near $K = 1$.

Fourth, although the pseudogap appears at a modest phase correlation length (comparable to a few Cooper pair radii), the most natural interpretation of this in terms of temperature is quite discouraging if the aim is to explain experimentally observed pseudogaps. As stressed earlier, K is a phenomenological parameter, but it should probably be close to $|\Delta_0|^2 n_s^0 / m$, where n_s^0 is the *bare* superfluid density. In that case, K is roughly proportional to $1/T$, and our results imply $T_*/T_c \lesssim 1.2$. The collapse of the pseudogap in our model corresponds to $\xi \sim \xi_0 = \hbar v_F / \Delta_0$, the Cooper pair size. If a pseudogap is to be maintained to high temperature, something must halt the decrease of ξ at that point. In other words, the order parameter phase must remain stiff at wavelengths comparable to ξ_0 . This issue is not addressed by our phenomenological model.

It is interesting to see how well the numerical results can be reproduced by a standard diagrammatic approximation, using a self-consistent Green function. This approximation is similar to that used by Kwon and

Dorsey[8], and is represented by

$$\left(\Rightarrow \Rightarrow \right)^{-1} = \left(\rightarrow \rightarrow \right)^{-1} + \text{dashed line with cross}$$

Equivalently, the self-energy is given by

$$\Sigma[G](\mathbf{k}, \omega) = \int \langle |\Delta(\mathbf{q})|^2 \rangle G(-\omega, \mathbf{q} - \mathbf{k}) d^2 \mathbf{q}. \quad (7)$$

We solve this iteratively, including $\langle |\Delta(\mathbf{0})|^2 \rangle$ only in the final iteration. For $K < 1$, the pair field correlator is accurately approximated by $\langle |\Delta(\mathbf{q})|^2 \rangle^{-1} \propto [\xi^{-2} + 2 \sum_{\mathbf{e}} (1 - \cos(\mathbf{q} \cdot \mathbf{e}))]$, with a proportionality constant fixed by the sum rule $\sum |\Delta(\mathbf{q})|^2 = 2N\Delta_0^2$ (N is the number of sites in the lattice). Spectral densities calculated *via* this method (Fig. 5) also show the development of a pseudogap at values of K in close agreement with the exact results. However, the peaks are narrower, by a factor of as much as two.

In summary, we have shown, using a simple phenomenological model, that a single-particle pseudogap, *per se*, is natural in the presence of order parameter phase fluctuations. In this context, it is unclear what mechanism could maintain short range phase stiffness up to the experimentally observed T_* . On the other hand, recent microwave conductivity measurements[15] suggest that the *bare* superfluid density vanishes at a temperature comparable to the most natural pseudogap collapse temperature found here, about 20% above T_c . This is also consistent with other previous theoretical findings[6, 8, 9].

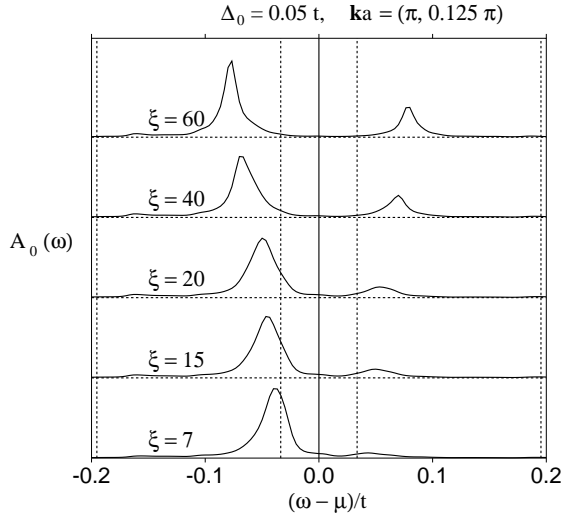


FIG. 5: Spectral density at $(3, 23)\frac{\pi}{24}$ for $\Delta_0 = 0.05t$ and several values of the phase correlation length ξ (lattice-spacing units), calculated by the self-consistent Green function method.

We thank Steve Kivelson, Joe Orenstein, and Seamus Davis for helpful and interesting discussions. PEL thanks Vincent Crespi for questions and the David and Lucile Packard Foundation for financial support. DSR acknowledges a grant from the UC Berkeley Committee on Research and support from the John Simon Guggenheim Foundation.

* Electronic address: lammert@phys.psu.edu

- [1] M. Randeria and J.-C. Campuzano, Los Alamos preprint /cond-mat/9709107.
- [2] T. Timusk and B. Statt, Reports Prog. Phys. **62**, 61 (1999).
- [3] A. G. Loeser *et al.*, Science **273**, 325 (1996).
- [4] H. Ding *et al.*, Nature **382**, 51 (1996).
- [5] V. J. Emery and S. A. Kivelson, Phys. Rev. Lett. **74**, 3253 (1995); Nature **374**, 434 (1995).
- [6] J. R. Engelbrecht, A. Nazarenko, M. Randeria, and E. Dagotto, Phys. Rev. B **57**, 13406 (1998).
- [7] M. Franz and A. J. Millis, Phys. Rev. B **58**, 14572 (1998).
- [8] H.-J. Kwon and A. T. Dorsey, Phys. Rev. B **59**, 6438 (1999).
- [9] F. Schäfer, C. Timm, D. Manske and K. H. Bennemann, J. Low Temp. Phys. **117**, 223 (1999).
- [10] A. Nazarenko, K. J. E. Vos, S. Haas, E. Dagotto, and R. J. Gooding, Phys. Rev. B **51**, 8676 (1995).
- [11] R. Gupta and C. F. Baillie, Phys. Rev. B **45**, 2883 (1992). Our expression for ξ has a different prefactor because the XY model and our tight-binding model are defined on different lattices.
- [12] P. Olsson, Phys. Rev. B **52**, 4526 (1995).
- [13] D.S. Rokhsar, Phys. Rev. Lett. **70**, 493 (1993).
- [14] The spectral densities for nonzero quasiparticle temperature are readily reconstructed: $A^\pm(\mathbf{k}, \omega) = [1 - f(\omega)]A_0^\pm(\mathbf{k}, \omega) + f(\omega)A_0^\mp(\mathbf{k}, -\omega)$.
- [15] J. Corson, R. Mallozzi, J. Orenstein, J. N. Eckstein, and I. Bozovic, Nature **398**, 221 (1999).