

Nonequilibrium effects due to charge fluctuations in intrinsic Josephson systems

D.A. Ryndyk, Institute for Physics of Microstructures, RAS,
GSP-105 Nizhny Novgorod 603600, Russia,
J. Keller, Institut für Theoretische Physik, Universität Regensburg,
D-93040 Regensburg, Germany,
C. Helm, Los Alamos National Laboratory, T-11,
Los Alamos NM 87545, USA

December 2, 2024

Abstract

Nonequilibrium effects in layered superconductors forming a stack of intrinsic Josephson junctions are investigated. We discuss two basic nonequilibrium effects caused by charge fluctuations on the superconducting layers: a) the shift of the chemical potential of the condensate and b) charge imbalance of quasi-particles, and study their influence on IV-curves and the position of Shapiro steps.

Pacs: 74.72.-h, 74.50.+r, 74.40.+k. Keywords: layered superconductors, Josephson effect, nonequilibrium superconductivity

1 Introduction

For the strongly anisotropic cuprate superconductors $\text{Bi}_2\text{Sr}_2\text{CaCu}_2\text{O}_{8+\delta}$ (BSCCO) and $\text{Tl}_2\text{Ba}_2\text{Ca}_2\text{Cu}_3\text{O}_{10+\delta}$ (TBCCO) the electromagnetic transport perpendicular to the CuO_2 layers can well be described by a model where the CuO_2 planes with the intermediate material form a stack of Josephson junctions. This intrinsic Josephson effect can be seen in the multibranch structure of the IV-curves but also in the behavior of the material in external magnetic fields and under high frequency irradiation [1, 2, 3, 4]. Here also Shapiro steps have been observed [2, 5].

In the presence of a bias current each junction of the stack can be either in the resistive or superconducting state. In the resistive state a finite

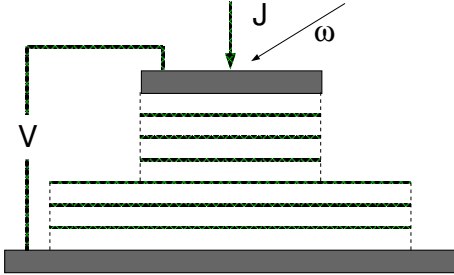


Figure 1: Typical mesa-structure used for 2-point measurements.

dc-voltage V appears together with voltage oscillations with a frequency ω given by the Josephson relation $\hbar\omega = 2eV$. Both effects are accompanied with static and oscillating charge fluctuations on the layers. In a system of weakly coupled very thin atomic layers such charge fluctuations may lead to nonequilibrium effects described by a shift of the chemical potential of the condensate and a charge imbalance between electron and hole-like quasi-particles [6, 7, 8, 9, 10, 11, 12]. This is different in classical Josephson systems with massive superconducting electrodes. Here similar charge fluctuations occur, however, they are restricted to the surface of the superconducting electrode and do not affect the superconductor as a whole and in particular do not reach the normal electrode.

It is a non-trivial question whether such nonequilibrium effects have measurable consequences. In an experiment like that of Clarke [13] several contacts are necessary to measure the difference between the chemical potential of condensate and quasi-particles. Experiments on cuprate superconductors are mostly done on mesa structures (see Fig. 1), where the top layer is covered with one gold electrode, and the same electrode is used to inject the current and measure the voltage (for a 4-probe measurement see Ref. [3]). Also in such situations nonequilibrium effects should be observable for instance through their influence on the IV-curves: there should be a difference in the total voltage depending on whether two resistive junctions are neighbors in the stack or separated by a junction in the superconducting state. Irregularities in the brushlike structure of the IV-curves, however, can also be produced by other effects, i.g. fluctuations in the critical current density. Therefore in this paper we investigate in particular the possible influence of nonequilibrium effects on the voltage-position of Shapiro steps, which should be more precise. We also add some theoretical considerations for measurements on systems with multiple contacts, where it is possible to measure the charge imbalance relaxation directly.

In a Shapiro-type experiment high-frequency radiation is applied to the sample, in this case to the antenna connected to the gold contact on top of the mesa. For sufficiently strong radiation the internal Josephson oscillation frequency of a junction in the resistive state is locked to the external frequency ω fixing the voltage in a small current interval. For a single junction in the resistive state one expects a set of Shapiro steps in the IV-curve at voltages $V = V_{\text{cont}} + m\hbar\omega/(2e)$. Here V_{cont} is the voltage due to the contact resistance between the normal electrode and the first superconducting layer. It is determined by measuring separately the IV-curve in the superconducting state. A similar result is expected, if m junctions are in the resistive state and we restrict ourselves to the first Shapiro step in each branch. In this paper we will show that the position of steps may be changed into $V = V_{\text{cont}} + m\hbar\omega/(2e) - \delta V$, where again V_{cont} is the contact resistance in the superconducting state. This happens if the first resistive junction is close to the normal electrode. The apparent reduction of the Shapiro step voltage is indirectly due to a change of the contact voltage in the presence of a nonequilibrium charge distribution on the first superconducting layer, and δV is proportional to the relaxation time of the quasi-particle charge. A similar result is obtained for the position of the m^{th} Shapiro step on the first branch.

In a recent experiment on a BSCCO sample a downshift of the first Shapiro step on the first branch has been observed [14]. Experiments on other samples show more complicated structures which could not be interpreted completely. Therefore in this paper we concentrate on the theoretical aspects of nonequilibrium effects in layered superconductors. In the following section we summarize the basic results of a theory developed by one of us (D.A.R.) [11] which is based on a kinetic equation for the distribution function describing charge imbalance. First this theory is used to study the influence of nonequilibrium effects on the IV-curves. Then these results are applied to the calculation of Shapiro steps and finally to the analysis of systems with multiple contacts. In all these applications of the nonequilibrium theory we restrict ourselves to stationary effects. We also neglect the influence of high frequency oscillations on the dc-component of the supercurrent, which is a reasonable approximation for weakly coupled superconducting layers (large values of the McCumber parameter). Some results from the numerical simulation of the time-dependent kinetic equations can be found in Ref.[11].

Let us briefly mention here also the relation of the present theory to other theoretical approaches. As mentioned above there are two nonequilibrium effects connected with charge fluctuations a) the shift of the chemical potential of the condensate, b) the charge imbalance of quasi-particles (there is also an

influence of nonequilibrium effects on the amplitude of the superconducting order parameter, which will not be considered here). If we take into account the shift of the chemical potential but neglect charge imbalance we essentially obtain the results of the theory developed by Koyama and Tachiki [6]. In the approach by Artemenko and Kobelkov [8] and by our group [10, 12] a systematic perturbation theory in the gauge-invariant scalar potential is used. In these theories charge imbalance is considered only indirectly as far as it is induced by fluctuations of the gauge invariant scalar potential. The present theory is more general. Here charge imbalance is taken into account as an independent degree of freedom and therefore the results are different from earlier treatments. A detailed comparison of the different approaches will be given in a future publication.

2 Theory of stationary nonequilibrium effects in layered superconductors

2.1 Generalized Josephson relation

We consider a system of superconducting layers n with superconducting order parameter $\Delta_n(t) = |\Delta| \exp(i\chi_n(t))$ with time-dependent phase $\chi_n(t)$ neglecting a possible time dependence of the amplitude of the order parameter. The basic quantity which enters all the Josephson relations is the gauge invariant phase difference between layer n and $n + 1$ given by

$$\gamma_{n,n+1}(t) = \chi_n(t) - \chi_{n+1}(t) - \frac{2e}{\hbar} \int_n^{n+1} dz A_z(z, t), \quad (1)$$

where $A_z(z, t)$ is the vector potential in the barrier. For the time derivative of $\gamma_{n,n+1}$ we obtain the generalized Josephson relation:

$$\dot{\gamma}_{n,n+1} = \frac{2e}{\hbar} (V_{n,n+1} + \Phi_{n+1} - \Phi_n). \quad (2)$$

Here

$$V_{n,n+1} = \int_n^{n+1} dz E_z(z, t) \quad (3)$$

is the voltage and $\Phi_n(t)$ is the so-called gauge invariant scalar potential defined by

$$\Phi_n(t) = \phi_n(t) - \frac{\hbar}{2e} \dot{\chi}_n(t), \quad (4)$$

where $\phi_n(t)$ is the electrical scalar potential. In this paper e denotes the elementary charge. The charge of the electron is $-e$. The quantity $\hbar \dot{\gamma}_{n,n+1}$ is

the total energy to transfer a Cooper pair between neighboring layers n and $n + 1$. The quantity $e\Phi_n$ can be considered as shift of the chemical potential of the superconducting condensate with respect to an average chemical potential. It determines the minimum in k -space of the quasi-particle excitation energy.

In the following we have to consider fluctuations of the charge densities on the superconducting layers. For this purpose let us briefly mention some basic concepts for the description of nonequilibrium superconductors as introduced by Tinkham and Clarke [13]. In the BCS theory one may split the total electronic charge density on each layer into $\rho = \rho^s + \rho^q$ with $\rho^s = \frac{2}{V_{ol}} \sum_k v_k^2$ and $\rho^q = \frac{2}{V_{ol}} \sum_k (u_k^2 - v_k^2) f_k$. In equilibrium the latter vanishes because there are equal numbers of electron-like and hole-like excitations. In a nonequilibrium state of the superconductor a finite quasi-particle charge may exist, which is called charge imbalance. The quantity ρ^s , sometimes called condensate charge, should not be confused with the superfluid charge density, which vanishes at the transition temperature. On the contrary ρ^s approaches the total density in the normal state. Fluctuations of the two charge densities are caused not only by shifts in the chemical potential entering the quasi-particle excitation energy and the functions u_k, v_k , but also by fluctuations in the distribution functions f_k . In a quantum-kinetic theory based on quasi-classical Green's functions the same distinction between the two types of charge densities can be made. The k -dependent functions are then replaced by corresponding energy-dependent quantities.

A fluctuation in the (2-dimensional) charge density ρ_n^s is directly related to the shift of the chemical potential in the layer n :

$$\rho_n^s(t) = -2e^2 N(0) \Phi_n(t). \quad (5)$$

Here $N(0)$ is the 2-dimensional density of states of the conduction electrons in the layer. Unlike a true chemical potential, which is defined only in equilibrium, the quantity $\Phi_n(t)$ may be time dependent. In the following we will, however, restrict ourselves to stationary processes where Φ_n is independent of time.

It is convenient to express also fluctuations in the charge imbalance with help of a quasi-particle potential Ψ_n by writing formally

$$\rho_n^q = 2e^2 N(0) \Psi_n(t). \quad (6)$$

Then we obtain for the total charge density fluctuation:

$$\rho_n(t) = -2e^2 N(0) (\Phi_n(t) - \Psi_n(t)). \quad (7)$$

The calculation of the charge imbalance ρ_n^q will be discussed in section (2.3) for the stationary case.

With help of Eq.(7) and the Maxwell equation (d is the distance between the layers)

$$\rho_n = \frac{\epsilon_0}{d}(V_{n,n+1} - V_{n-1,n}) \quad (8)$$

the generalized Josephson relation now reads:

$$\frac{\hbar}{2e}\dot{\gamma}_{n,n+1} = (1 + 2\alpha)V_{n,n+1} - \alpha(V_{n-1,n} + V_{n+1,n+2}) + \Psi_{n+1} - \Psi_n \quad (9)$$

with $\alpha = \epsilon_0/(2e^2N(0)d)$. It shows that the Josephson oscillation frequency is determined not only by the voltage in the same junction but also by the voltages in neighboring junctions. Furthermore it is influenced by the quasi-particle potential Ψ on the layers. If we neglect the latter we obtain for $\dot{\gamma}_{n,n+1}$ the same result as in Ref.[6].

2.2 Current equation

In order to calculate the electronic transport in layered superconductors we need expressions for the current and charge density. The results are derived with help of a Keldish technique for nonequilibrium Green's functions. In particular the quasi-particle charge is calculated from a kinetic equation for the corresponding quasi-particle distribution function. For the current density the following approximate result is obtained:

$$j_{n,n+1} = j_c \sin \gamma_{n,n+1} + \frac{\sigma_{n,n+1}}{d} \left(\frac{\hbar}{2e} \dot{\gamma}_{n,n+1} + \Psi_n - \Psi_{n+1} \right). \quad (10)$$

The first term is the current density of Cooper pairs. The rest is the quasi-particle current density (we neglect here the interference term proportional to $\cos \gamma$). The physical meaning of the latter becomes more apparent if we express these terms with help of Eqs.(7,8) by the charge densities:

$$j_{n,n+1} = j_c \sin \gamma_{n,n+1} + \frac{\sigma_{n,n+1}}{d} \left(V_{n,n+1} + \frac{\rho_n}{2e^2N(0)} - \frac{\rho_{n+1}}{2e^2N(0)} \right), \quad (11)$$

which can also be written as:

$$j_{n,n+1} = j_c \sin \gamma_{n,n+1} + \frac{\sigma_{n,n+1}}{d} \left((1 + 2\alpha)V_{n,n+1} - \alpha(V_{n-1,n} + V_{n+1,n+2}) \right). \quad (12)$$

Then we see that the quasi-particle current is driven not only by the voltage but also by a diffusion term proportional to the charge difference in the two layers. In the stationary state the current density $j_{n,n+1}$ is the same for all barriers and can be replaced by the bias current density j .

The expression (11) for the current density is valid for temperatures close to T_c . For $T \ll T_c$ the conductivities are different for the two contributions of the quasi-particle current (they correspond to the quantities σ_0 and σ_1 introduced by Artemenko et al. [8]. For simplicity we neglect this difference in the following.

Note that Eqs.(11,12) stay meaningful also in the normal state for a system of junctions with different conductivities. Then α describes the shift of the chemical potential due to charge accumulation in the normal state.

2.3 Relaxation of the quasi-particle charge

In addition to the current equation the microscopic theory provides us with an equation for the charge density. As the quasi-particle charge is only part of the total density an additional mechanism for the charge imbalance relaxation has to be introduced. In the stationary case the following result for the quasi-particle charge is obtained [11]:

$$\rho_n^q = -2e^2 N(0) \Psi_n = \tau_q (j_c \sin \gamma_{n,n+1} - j_c \sin \gamma_{n-1,n}), \quad (13)$$

where τ_q is the charge imbalance relaxation time.

This result can be made plausible in a simple way: Let us start from a balance equation for the superfluid charge density:

$$0 = j_c \sin \gamma_{n-1,n} - j_c \sin \gamma_{n,n+1} - \frac{\partial \rho_n^q}{\partial t} |_{conv}. \quad (14)$$

The first two terms on the r.h.s describe the change of the superfluid density due to supercurrents between the neighboring layers. In the stationary state this is balanced by the conversion of quasi-particle charge into condensate charge (the last term in Eq.(14)). We assume that in the stationary case this conversion can be described by a relaxation process

$$\frac{\partial \rho_n^q}{\partial t} |_{conv} = -\frac{1}{\tau_q} \rho_n^q. \quad (15)$$

Using this expression in Eq.(14) the result Eq.(13) is obtained.

Eq.(13) can also be written in another way which will be useful in the following. Using the continuity equation for the total current density in the stationary case we find for the quasi-particle current density:

$$0 = j_{n-1,n}^{qp} - j_{n,n+1}^{qp} + \frac{\partial \rho_n^q}{\partial t} |_{conv}. \quad (16)$$

Then

$$\Psi_n = d(j_{n-1,n}^{qp} - j_{n,n+1}^{qp}) / \sigma_q \quad (17)$$

with $\sigma_q = 2e_0^2 N(0)d/\tau_q$. In the limit $\eta_{n,n+1} \equiv \sigma_{n,n+1}/\sigma_q \ll 1$ we may use here the approximation $j_{n,n+1}^{qp} = \sigma_{n,n+1}V_{n,n+1}/d$ and obtain

$$\Psi_n \simeq \eta_{n-1,n}V_{n-1,n} - \eta_{n,n+1}V_{n,n+1}. \quad (18)$$

The relaxation parameter η introduced above can also be written as $\eta = \tau_q/\tau_t$, where τ_t is a typical tunneling time. In the case of weak nonequilibrium, $\eta \ll 1$ considered here, the charge imbalance has relaxed before quasi-particles have tunneled to the next layer.

The charge imbalance potential Ψ_n vanishes for a layer between two junctions in the superconducting state, when the current is carried exclusively by Cooper pairs. It vanishes also for a layer between two junctions in the resistive state, when the current is carried primarily by quasi-particles. A non-zero value of Ψ_n can be found, in particular, for a layer between one junction in the superconducting and one junction in the resistive state. As τ_q is proportional to $1/\Delta$ close to T_c , but j_c is proportional to Δ^2 the charge imbalance vanishes at T_c .

These results are derived here for the stationary case, which will be needed for the discussion of dc-properties in the following. In the presence of a time-dependent chemical potential $\Psi_n(t)$ an additional term proportional to $d\Psi_n(t)/dt$ has to be added in Eq.(15). The results for the time-dependent case are discussed in Ref.[11].

2.4 Contact voltage

For a correct determination of the total voltage of a stack as shown in Fig. 2 an investigation of the influence of nonequilibrium effects on the contact voltage between the normal electrode and the first superconducting layer is necessary. The physical nature of this contact is not known precisely. It may vary between a tunneling contact and a metallic contact with superconductivity partially suppressed on the first superconducting layer by proximity effect. In the following we assume that this contact can be described by a tunneling contact between a thick normal electrode and a thin superconducting layer. Then we may neglect the shift of the chemical potential in the normal layer [15] and obtain for the current density between the normal electrode ($n = 0$) and the first superconducting layer ($n = 1$) (compare with (10))

$$\frac{j_{01}d}{\sigma_{0,1}} = (1 + \alpha)V_{0,1} - \alpha V_{1,2}. \quad (19)$$

Note that for the dc-component the current density $j_{0,1}$ is equal to the bias current density j . For notational simplicity we have assumed here that the

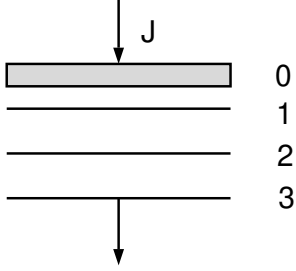


Figure 2: Stack consisting of a sequence of superconducting layers $n = 1, 2, \dots$ and a normal electrode $n = 0$ on top.

barrier width d between the normal electrode and the first superconducting layer is the same as that between two superconducting layers. This can easily be generalized but does not change the content of the final results.

2.5 Junction with high-frequency irradiation

For a Josephson junction in the presence of high-frequency irradiation the current relation is not useful since on a Shapiro step the current is not fixed by the voltage. Instead the average Josephson oscillation frequency is locked to the external frequency ω . From the generalized Josephson relation Eq.(9) we obtain for the m^{th} Shapiro step

$$\begin{aligned} m \frac{\hbar \omega}{2e} &= \frac{\hbar}{2e} \langle \dot{\gamma}_{n,n+1} \rangle \\ &= (1 + 2\alpha) V_{n,n+1} - \alpha (V_{n-1,n} + V_{n+1,n+2}) + \Psi_{n+1} - \Psi_n, \end{aligned} \quad (20)$$

where the dc-components of the quantities on the r.h.s have to be used. This relation is also useful to describe the voltage for a barrier in the superconducting state, then the l.h.s. is zero.

The quasi-particle potentials Ψ_n are given by Eq. (17) or Eq. (18). In the following we will assume that nonequilibrium effects are small, i.e. $\alpha \ll 1$, $\eta_{n,n+1} \ll 1$. In first order in α and η we may replace the voltages $V_{n,n+1}$ in Eq.(18) by $jd/\sigma_{n,n+1}$ for a tunneling barrier or by $\hbar\omega/(2e)$ for a junction in resonance with the external radiation.

3 Influence of nonequilibrium effects on the IV-curves

As a first application of the theory outlined above we study the influence of nonequilibrium effects on the IV-curves, i.e. we calculate the total voltage for a stack of junctions, where one or more Josephson junctions are in the resistive state in the absence of high-frequency irradiation. Special attention is paid to the contact voltage. Here we consider explicitly only one contact. The effect of the other contact can be added easily to the final result.

3.1 All junctions in the superconducting state

Let us start the discussion with the case where all junctions are in the superconducting state. Then the voltages are determined by the following set of equations:

$$\frac{jd}{\sigma_{0,1}} = (1 + \alpha)V_{0,1} - \alpha V_{1,2}, \quad (21)$$

$$0 = (1 + 2\alpha)V_{n,n+1} - \alpha(V_{n-1,n} + V_{n+1,n+2}) + \Psi_{n+1} - \Psi_n \quad \text{for } n \geq 1. \quad (22)$$

For the quasi-particle potentials we have:

$$\Psi_1 = \eta_{0,1}jd/\sigma_{0,1} = jd/\sigma_q, \quad \Psi_n = 0 \quad \text{for } n \geq 2. \quad (23)$$

Note that the quasi-particle potentials appear explicitly only in the equations derived from the generalized Josephson equation and not in the current equations.

Adding up the above equations we obtain for the total voltage, which is the contact voltage in the superconducting state:

$$V = V_{\text{cont}} = \frac{jd}{\sigma_{0,1}} + \Psi_1 = \frac{jd}{\sigma_{0,1}} + \delta V \quad (24)$$

with $\delta V = jd/\sigma_q$. We see that the contact voltage is changed by the charge imbalance induced by the quasi-particle current on the first superconducting layer. The effect due to the shift of chemical potentials described by the coefficients α drops out completely.

3.2 One or two junctions in the resistive state

If the first Josephson junction (between layers 1 and 2) is in the resistive state, then we may use the current relation (12) with a vanishing dc-component of the supercurrent (which is a good approximation in the limit of large

values of the McCumber parameter). If all the other junctions are in the superconducting state the dc-voltages are determined by the following set of equations:

$$\frac{jd}{\sigma_{0,1}} = (1 + \alpha)V_{0,1} - \alpha V_{1,2}, \quad (25)$$

$$\frac{jd}{\sigma_{1,2}} = (1 + 2\alpha)V_{1,2} - \alpha(V_{0,1} + V_{2,3}), \quad (26)$$

$$0 = (1 + 2\alpha)V_{n,n+1} - \alpha(V_{n-1,n} + V_{n+1,n+2}) + \Psi_{n+1} - \Psi_n \quad \text{for } n \geq 2. \quad (27)$$

Adding up these equations we find for the total voltage:

$$V = \frac{jd}{\sigma_{0,1}} + \frac{jd}{\sigma_{1,2}} + \Psi_2, \quad (28)$$

where we have again used $\Psi_n = 0$ for $n \geq 3$. The nonequilibrium effect now comes from the second layer, where $\Psi_2 = \eta_{1,2}jd/\sigma_{1,2} = jd/\sigma_q$. Here and in the following we assume that the charge imbalance relaxation rate is the same on all superconducting layers. Then the total voltage can also be written as

$$V = V_{\text{cont}} + \frac{jd}{\sigma_{1,2}}. \quad (29)$$

The IV-curve of the first branch appears at the usual voltage after subtracting the contact voltage. This is different, if the Josephson junction in the resistive state is not close to the normal contact. Then one obtains for the total voltage:

$$V = V_{\text{cont}} + \frac{jd}{\sigma_{n,n+1}}(1 + 2\eta_{n,n+1}) = V_{\text{cont}} + \frac{jd}{\sigma_{n,n+1}} + \delta V \quad (30)$$

with $\delta V = 2jd/\sigma_q$. The first branch has a slightly larger voltage for the same current density. The voltage shift δV is due to the charge imbalance potentials generated by the quasi-particle currents on the two layers n and $n + 1$ between the resistive junction and the neighboring superconducting junctions.

Of special interest is the case where two junctions are in the resistive state, if we compare the total voltage for the case where the resistive junctions are neighbors with the situation where they are separated by one or more barriers in the superconducting state. In the latter case the total voltage is again larger by $\delta V = 2jd/\sigma_q$. This shift is due to the charge imbalance potential on the two additional boundaries separating the resistive junctions from the junctions in the superconducting state. This result can be easily generalized to the case of several resistive junctions.

In the present theory the shift of the chemical potential described by the coefficient α has no influence on the total voltage. This is a consequence of the special form of the quasi-particle current density used here (compare with Eqs.(10,12)). This result is different from earlier treatments [16], where for the quasi-particle current density a simple ansatz of the form $j_{n,n+1}^{qp} = \sigma V_{n,n+1}/d$ has been used.

4 Influence on Shapiro steps

If the Josephson oscillation in the resistive barrier is locked by the external radiation then we have to use the generalized Josephson relation Eq.(21) to determine the voltage. Let us assume that the first Josephson junction (between layers 1 and 2) is in the resistive state and all other junctions are in the superconducting state then the voltages for the different barriers with a Shapiro step on the first branch are again determined by Eqs.(25,27) but Eq.(26) has to be replaced by

$$\frac{\hbar\omega}{2e} = (1 + 2\alpha)V_{1,2} - \alpha(V_{0,1} + V_{2,3}) + \Psi_2 - \Psi_1. \quad (31)$$

With $\Psi_n = 0$ for $n \geq 3$ we obtain for the total voltage:

$$V = \frac{jd}{\sigma_{0,1}} + \frac{\hbar\omega}{2e} + \Psi_1, \quad (32)$$

In this case the quasi-particle potential Ψ_1 is given by

$$\Psi_1 = d(j_{0,1}^{qp} - j_{1,2}^{qp})/\sigma_q. \quad (33)$$

As $j_{0,1}^{qp} = j$ and $j_{1,2}^{qp} \simeq j$ at the center of the Shapiro step, we have $\Psi_1 \simeq 0$. Therefore we find for the total voltage

$$V = V_{\text{cont}}^0 + \frac{\hbar\omega}{2e}, \quad (34)$$

where $V_{\text{cont}}^0 = jd/\sigma_{0,1}$ is the "bare" contact voltage. If we introduce instead the contact voltage which is measured in the superconducting state we have:

$$V = V_{\text{cont}} + \frac{\hbar\omega}{2e} - \delta V \quad (35)$$

with $\delta V = jd\eta_{0,1}/\sigma_{0,1} = jd/\sigma_q$.

The apparent shift of the Shapiro step for the first Josephson junction is due to the difference of the charge imbalance potential Ψ_1 on the first

superconducting layer in the pure superconducting state and in the resistive state (the effect of the charge imbalance Ψ_2 on the second layer drops out in the total voltage). In order to get such an experimental shift of the Shapiro step voltage it is essential that the Josephson junction in resonance with the external radiation is close to the normal electrode. Otherwise the quasi-particle potentials Ψ_n drops out in the total voltage.

The result can easily be extended to the case where the first m Josephson junctions are in the resistive state and in resonance with the external radiation. In that case we find

$$V = V_{\text{cont}} + m \frac{\hbar\omega}{2e} - \delta V \quad (36)$$

with $\delta V = jd\eta_{0,1}/\sigma_{0,1} = jd/\sigma_q$. Again it is assumed that the first Josephson junction in the resistive state is close to the normal electrode, otherwise $\delta V = 0$. Note that only the voltage of the Shapiro step on the first branch is shifted, the difference between the other Shapiro steps is still at the "right" voltage $\hbar\omega/(2e)$.

A similar result is obtained for higher order Shapiro steps on the first branch. Then the voltage of the m^{th} Shapiro step is given by

$$V = V_{\text{cont}}(j) + m \frac{\hbar\omega}{2e} - \delta V(j) = V_{\text{cont}}^0(j) + m \frac{\hbar\omega}{2e}. \quad (37)$$

As the Shapiro steps appear here at different current values we have to take into account the current-dependence of the contact voltage explicitly. Then all Shapiro steps appear to be shifted if the contact voltage in the superconducting state is subtracted.

5 4-point measurements

In the preceding section we have investigated the influence of charge imbalance on the shift of Shapiro steps. This effect is indirectly due to a change of the contact voltage between the normal electrode and the first superconducting layer caused by charge imbalance. With help of a 4-point measurement it is possible to determine the contact voltage separately. Furthermore a direct determination of the charge imbalance and its relaxation rate will be possible.

We consider a stack with two normal electrodes on top (see Fig. 3). Then one contact can be used to inject a current and the other contact to measure the voltage in the absence of a current.

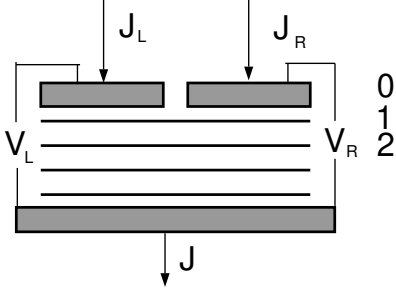


Figure 3: Stack with two normal electrodes used to measure the charge imbalance relaxation rate.

Let us denote the current densities and voltages of the right and left electrode with length $l_{R,L}$ by $j_{L,R}$ and $V_{L,R}$. We assume that the currents injected through the left and right electrode are different, in particular we are interested in the case $j_R = 0$.

First we consider the case that all inner junctions are in the superconducting state. Then the individual voltages are determined by the following set of equations:

$$\frac{j_{L,R}d}{\sigma_{0,1}} = (1 + \alpha)V_{0,1}^{L,R} - \alpha V_{1,2}^{L,R}, \quad (38)$$

$$0 = (1 + 2\alpha)V_{n,n+1}^{L,R} - \alpha(V_{n-1,n}^{L,R} + V_{n+1,n+2}^{L,R}) + \Psi_{n+1} - \Psi_n, \quad \text{for } n \geq 1. \quad (39)$$

The injected currents induce a charge imbalance potential Ψ_1 on the first superconducting layer controlled by the quasi-particle currents. We assume that the diffusion length of quasi-particles along the layer is large compared to the width of the stack. Then we obtain a uniform charge imbalance potential:

$$\Psi_1 = \left(\frac{l_L}{l} j_L + \frac{l_R}{l} j_R \right) \frac{d}{\sigma_q}. \quad (40)$$

Note that the total charge on the first superconducting layer in general is not uniform and the voltages V_L and V_R are different, but the electrochemical potential which is controlled by $\langle \dot{\gamma}_{n,n+1} \rangle$ is constant along the layers.

For the voltages at the left and right contact we then obtain:

$$V_{L,R} = \frac{j_{L,R}d}{\sigma_{0,1}} + \Psi_1. \quad (41)$$

In the case $j_R = 0$ we find in particular:

$$V_L - V_R = \frac{j_L d}{\sigma_{0,1}}, \quad V_R = V_L \frac{l_L}{l} \eta_{0,1}. \quad (42)$$

which allows us to measure the relaxation parameter $\eta_{0,1}$ and the "bare" contact voltage $j_L d / \sigma_{0,1}$ separately.

Now we consider the case that the barrier between the first two superconducting layers is in the resistive state. Then a similar calculation leads to

$$V_{L,R} = \frac{j_{L,R} d}{\sigma_{0,1}} + \frac{j d}{\sigma_{1,2}} + \Psi_2 \quad (43)$$

with $\Psi_2 = j d \eta_{1,2} / \sigma_{1,2} = j d / \sigma_q$. Now the nonequilibrium effect comes from the second superconducting layer. Note that the current density flowing through the barrier (1,2) is the total current density j . In the special case $j_R = 0$ a comparison between V_L and V_R allows us to determine the "bare" contact voltage of the left electrode.

Finally let us discuss the results for applied high-frequency radiation. If the barrier between the first two superconducting layers is in the resistive state and is in resonance with the radiation frequency ω the first Shapiro step appears at the voltage

$$V_{L,R} = \frac{j_{L,R} d}{\sigma_{0,1}} + \frac{\hbar \omega}{2e} + \Psi_1 \quad (44)$$

with $\Psi_1 \simeq 0$ in the center of the Shapiro step. In particular, for $j_R = 0$ the voltage at the right electrode measures the Shapiro step voltage directly without the contact voltage. The same is true for the voltage of the m^{th} Shapiro step on the first branch.

6 Summary

In this paper we have discussed the influence of nonequilibrium effects on stationary properties of Josephson contacts in layered superconductors. In particular, we have studied the influence on the IV-characteristics and on the voltage-position of Shapiro steps. We find that from the two basic nonequilibrium effects, a) shift of the chemical potential of the condensate and b) charge imbalance of quasi-particle charges, only the latter has an influence on these properties, while the chemical potential shift drops out in the total voltage. This result depends crucially on the form of the quasi-particle current density and the correct treatment of the contact resistance. Note that for time-dependent processes, like collective modes, also the coupling between superconducting layers due to the chemical potential shift is relevant [6].

In our theory the charge imbalance relaxation plays an important role. Microscopically this relaxation is caused by inelastic scattering processes

within the layer. In the case of d-wave superconductors also elastic scattering may contribute. In the present treatment a phenomenological relaxation rate has been introduced.

In our investigation of Shapiro steps we find a shift of the voltage of the first Shapiro step on the first resistive branch of the IV-curve if the Josephson junction in the resistive state is close to the normal electrode. This apparent shift, which is not a violation of the basic Josephson relations, can be traced back to a change of the contact voltage between the normal electrode and the first superconducting layer due to charge imbalance on the first superconducting layer in the presence of a finite quasi-particle current. The distance between higher order Shapiro steps on the first branch is also changed due to the current dependence of the contact voltage.

Recently Shapiro step experiments have been performed in the THz regime on mesa structures of BSCCO [14]. The voltage-position of the Shapiro step has been determined by subtracting the contact voltage in the superconducting state in the absence of radiation. In one experiment a 3% downshift of the step position on the first branch has been observed, i.e. the ratio between charge imbalance lifetime and tunneling time is $\eta = \tau_q/\tau_t = 0.03$. In other samples also Shapiro steps on higher branches could be detected. Their positions showed a more complicated structure which up to now is not fully understood. Therefore it is not yet possible to present a detailed comparison with experimental data.

The difficulty with the proper subtraction of the contact voltage can be avoided in 4-point measurements. Therefore we have investigated the influence of charge imbalance on the Josephson effect for an experimental set-up where the first superconducting layer is in contact with two normal electrodes, and only one electrode is used to inject the current. Also in this case the contact voltage is influenced by the charge imbalance produced by the quasi-particle currents, but the contact voltage can be determined separately by comparing the voltages measured at the two electrodes. Taking that into account, the Shapiro steps appear again at the right position.

7 Acknowledgement

We would like to thank P. Müller and his group for a very fruitful cooperation on the investigation of Josephson effects in high-temperature superconductors. Their experiments have initiated the present theoretical investigation on nonequilibrium effects. This work has been supported by the Bayerische Forschungsförderung in a common project. D.A. Ryndyk would like to thank the Graduiertenkolleg "Nonlinearity and nonequilibrium effects in condensed

matter” for a post-doc fellowship supported by the German Science Foundation. C. Helm gratefully acknowledges financial support by the US Department of Energy under contract W-7405-ENG-36.

References

- [1] R. Kleiner, F. Steinmeyer, G. Kunkel, and P. Müller, Phys. Rev. Lett. **68**, 2394 (1992)
- [2] R. Kleiner and P. Müller, Phys. Rev. B **49**, 1327 (1994); P. Müller in: Festkörperprobleme/Advances in Solid State Physics, Vol 34, ed. by R. Helbig (Vieweg, Braunschweig), 1 (1994)
- [3] A. Yurgens, D. Winkler, N.V. Zavaritsky, T. Claeson, Phys. Rev. **53**, R8887 (1996);
- [4] A. A. Yurgens, Superconductor Science and Technology **13**, R85 (2000).
- [5] Y.-J. Doh, J. Kim, K.-T. Kim, and H.-J. Lee, Phys. Rev. B **61**, R3834 (2000).
- [6] T. Koyama and M. Tachiki, Phys. Rev. B **54**, 16183 (1996).
- [7] L. Bulaevskii, D. Dominguez, M. Maley, A. Bishop, and B. Ivlev, Phys. Rev. B **53**, 14601 (1996).
- [8] S. Artemenko and A. Kobelkov, Phys. Rev. Lett. **78**, 3551 (1997).
- [9] D. Ryndyk, Phys. Rev. Lett. **80**, 3376 (1998).
- [10] C. Preis, C. Helm, J. Keller, A. Sergeev, and R. Kleiner, in *Superconducting Superlattices II: Native and Artificial*. I. Bozovic and D. Pavona, editors, Proceedings of SPIE Volume **3480**, 236 (1998).
- [11] D. Ryndyk, JETP **89**, 975 (1999), [Zh. Eksp. Teor. Fiz. **116**, 1798 (1999)].
- [12] C. Helm, J. Keller, C. Preis, and A. Sergeev, cond-mat/0011514, to be published in Physica C (2001).
- [13] J. Clarke, Phys. Rev. Letters **28**, 1363 (1972); M. Tinkham, J. Clarke, Phys. Rev. Letters **28**, 1366 (1972)
- [14] S. Rother, P. Müller, private communication

- [15] there might be a small shift of the chemical potential on a thin layer at the surface of the normal electrode. This can be included in the theory, but has no influence on the total voltage.
- [16] H. Matsumoto, S. Sakamoto, F. Wajima, T. Koyama, M. Machida, Phys. Rev. B **60**, 3666 (1999)