

Frenet-based simulation of fluctuating filaments with spontaneous curvature

Yevgeny Kats, David A. Kessler, and Yitzhak Rabin
Dept. of Physics, Bar-Ilan University, Ramat-Gan, Israel
 (Dated: December 2, 2024)

We present a new algorithm for generating the equilibrium configurations of fluctuating filaments, based on a combination of statistical mechanics and differential geometry. We use this to calculate the distribution function of the end-to-end distance of filaments with nonvanishing spontaneous curvature. We find that in the limit of vanishing twist rigidity and large bending rigidity, the filament becomes nearly completely stretched. We argue that this is a consequence of the fact that spontaneous curvature introduces a coupling between bending and rotational modes, and the straightening of the filament removes this coupling and maximizes the entropy associated with the twist modes.

PACS numbers: 87.15.Aa, 87.15.Ya, 05.40-a

Theories and computer simulations of polymers are based on the notion that a macromolecule can be modeled as a collection of points with positions $\{\mathbf{r}_i\}$ that represent either “real” chemically bonded monomers interacting through semi-empirical potentials (e.g., in Molecular Dynamics simulations[1]), or statistically independent segments connected by elastic springs or subject to constraints (in Monte Carlo simulations[2]). In the latter case, the elastic energy is usually assumed to be of entropic origin[3] $E_{el} = (K/2) \sum_i (\mathbf{r}_i - \mathbf{r}_{i-1})^2$, where $K = k_B T / aL$ is the spring constant, k_B the Boltzmann constant, T the temperature, L the polymer length and a the monomer size. In polymer physics one often employs the continuum version of this theory, the so called Gaussian chain (GC) model in which the monomer label is replaced by a continuous contour parameter s , $\mathbf{r}_i \rightarrow \mathbf{r}(s)$ and $E_{GC} = (K'/2) \int_0^L ds (d\mathbf{r}/ds)^2$ (K' is a constant). Alternatively, one can use the worm-like chain (WLC) model in which the energy penalty for stretching of elastic springs is replaced by bending elasticity, $E_{WLC} = (k_B T / 2l_p) \int_0^L ds (d^2\mathbf{r}/ds^2)^2$ where l_p is the bending persistence length. At first sight it appears that in taking the continuum limit we pass from a description of a polymer as a collection of points to one in which it is described as a line. However, any geometrical line in 3d space must obey the Pythagorean theorem, $|d\mathbf{r}(s)/ds| = 1$, a condition that can not be imposed in the framework of the GC model (it would make E_{GC} a conformation-independent constant). This is consistent with the observation that the statistical properties of the GC model are identical to those of a random walk and therefore the conformation of a polymer in this model is a fractal, with fractal dimension 2 (recall that the fractal dimension of a line is the same as its geometric dimension, 1). Although the above constraint is consistent with E_{WLC} , the resulting nonlinear theory appears to be intractable. Nevertheless, it was shown that the statistical mechanics of this model can be worked out using the analogy between the WLC and a quantum top, and the results were successfully applied to model the stretching

of DNA molecules[4].

Recently, we analyzed the statistical mechanics of the generalized WLC model that describes the linear elasticity of ribbons, with elastic energy[5]

$$E_{el} = \frac{1}{2} \sum_{k=1}^3 b_k \int_0^L ds (\omega_k - \omega_{k0})^2, \quad (1)$$

where the coefficients b_1 and b_2 are associated with the bending rigidities with respect to the two principal axes of inertia of the cross section (they differ if the cross section is not circular), and b_3 represents twist rigidity. In this paper we will treat $\{b_i\}$ as given material parameters of the filament. The functions $\{\omega_k(s)\}$ and $\{\omega_{k0}(s)\}$ are related to the generalized curvatures and torsions in the deformed and the stress-free states of the filament, respectively. These parameters completely determine the three dimensional conformation of the centerline and the twist of the cross-section about this centerline, through the generalized Frenet equations

$$\frac{d\mathbf{t}_i(s)}{ds} = - \sum_{j,k} \varepsilon_{ijk} \omega_j(s) \mathbf{t}_k(s). \quad (2)$$

Here \mathbf{t}_3 is the unit tangent to the centerline and the unit vectors \mathbf{t}_1 and \mathbf{t}_2 are oriented along the principal axes of the cross section (ε_{ijk} is the antisymmetric tensor). Note that since these equations describe a pure rotation of the triad $\{\mathbf{t}_i(s)\}$ as one moves along the contour of the filament, the constraint $|\mathbf{t}_3| = |d\mathbf{r}(s)/ds| = 1$ is automatically satisfied in this intrinsic coordinate description.

Since the energy is a quadratic form in the deviations $\delta\omega_k = \omega_k - \omega_{k0}$ of the curvature and torsion parameters from their values in the stress free state (Eq. (1) is valid as long as the characteristic length scale of the deformation is larger than the diameter of the filament[6]), the distribution of $\delta\omega_k$ is Gaussian, with zero mean and second moments given by[5]

$$\langle \delta\omega_i(s) \delta\omega_j(s') \rangle = \frac{k_B T}{b_i} \delta_{ij} \delta(s - s'). \quad (3)$$

Using the above expression we showed that all the two-point correlation functions $\langle \mathbf{t}_i(s) \cdot \mathbf{t}_j(s') \rangle$ can be calculated by solving a simple linear differential equation with s -dependent coefficients, for arbitrary parameters of the stress free state $\{\omega_{k0}\}$ and rigidity parameters $\{b_k\}$. However, since the distribution functions of the various fluctuating quantities (e.g., the end-to-end distance R) are non-Gaussian, knowledge of the second moments does not determine the distributions and therefore, the complete determination of the statistical properties of fluctuating ribbons requires more powerful analytical or numerical methods. In this paper we present an efficient algorithm for the simulation of fluctuating elastic ribbons and use it to study the effects of spontaneous curvature and twist rigidity on the spatial conformations of fluctuating ribbons. To the best of our knowledge this is the first direct simulation of continuum lines (other simulations of the WLC model and its extensions represent the filament as a collection of points[7, 8]).

Examination of Eq. (3) shows that the decoupling of the “noises” $\{\delta\omega_k\}$ in the intrinsic coordinate representation permits an efficient numerical generation of independent samples drawn from the exact canonical distribution. The Gaussian distribution of the $\delta\omega_k$ means that each $\delta\omega_k(s)$ can be directly generated as a string of independent random numbers drawn from a distribution symmetric about the origin with width $\sqrt{k_B T/b_k}$. The remaining task is to construct the curve using the Frenet equations with $\omega_k(s) = \omega_{k0}(s) + \delta\omega_k(s)$. The Frenet equations are best integrated by stepping the basic triad $\{\mathbf{t}_k\}$ forward in s through a suitable small rotation. In this way, the orthonormality of the triad is guaranteed to be preserved up to machine accuracy. To construct this rotation matrix, we begin with Eqs. (2) and, defining the three vectors $v^x = (t_1^x, t_2^x, t_3^x)$, and so forth, we can write this equation as

$$\frac{dv^i}{ds} = Av^i \quad (4)$$

where A is an antisymmetric matrix with elements $A_{ij} = \sum_k \varepsilon_{ijk} \omega_k$. We now discretize Eq. (4) as

$$v^i(s+ds) = Ov^i(s) \quad (5)$$

where the orthogonal matrix O is

$$O = \left(1 + \frac{ds}{2}A\right) \left(1 - \frac{ds}{2}A\right)^{-1} \quad (6)$$

Note that the discretization of ds is a computational tool only, and is very different from the case of a chain consisting of discrete mass points. We always choose ds sufficiently small so that the results are insensitive to its precise value.

In the following we present the results of simulations of distribution of the end-to-end distance for a filament of contour length $L = 1$ and study its dependence on the

stress free configuration $\{\omega_{k0}\}$, rigidity parameters $\{b_k\}$ and temperature.

We first consider a straight filament, with $\omega_{10} = \omega_{20} = \omega_{30} = 0$. In the limit $T \rightarrow 0$, the distribution $P(R)$ of the end-to-end distance, R , approaches a delta function peaked at $R = 1$. With increasing T , the peak of the distribution shifts to smaller values of R , consistent with the fact that the effective persistence length scales as $l_p \sim b/k_B T$ (b is a characteristic rigidity parameter). The behavior of the width of the distribution is more interesting. Initially (in the range $l_p \gg 1$) the distribution broadens with T and then narrows down again as the Gaussian chain limit $\langle \mathbf{R}^2 \rangle = l_p L \propto 1/T$ is approached for $l_p \ll 1$. This behavior is universal and takes place for arbitrary values of the rigidity parameters; furthermore, the form of the distribution depends only on the bending rigidities b_1, b_2 and is unaffected by the twist rigidity b_3 .

Now consider a ring, broken at a point so that the ends are free to fluctuate. Here $\omega_{10} = 2\pi$, $\omega_{20} = \omega_{30} = 0$. In Fig. 1a we present the distribution function $P(R)$ for the case $b_1 = b_2 = b_3 = 1$. As dictated by the geometry of the stress free state, $P(R)$ approaches a delta function peaked at $R = 0$ in the limit $T \rightarrow 0$. At higher temperatures, fluctuations increase R , the distribution broadens and its peak moves out to higher values of R of the order of the diameter of the ring ($1/\pi$). At yet higher T the decrease of the persistence length with increasing temperature takes over, the distribution narrows and its peak moves to smaller values of R .

In Fig. 1b we present the case of the broken ring now at small twist rigidity ($b_3 \ll b_1, b_2$). While the low temperature behavior is identical to that in Fig 1a, nearly full stretching accompanied by dramatic narrowing of the distribution of the end-to-end distance is observed at intermediate temperatures for which $a_1/L = a_2/L > 1$, $a_3/L \ll 1$ (we defined the bare persistence lengths, $\{a_i\} = \{b_i/k_B T\}$). This striking observation is supported by analytical results for the mean square end-to-end distance[5] $\langle \mathbf{R}^2 \rangle = 2 \int_0^L ds \int_0^s ds' \left[e^{-\Lambda(s-s')} \right]_{33}$, where the elements of the matrix Λ are $\Lambda_{ik} = (k_B T/2) \left[\sum_j 1/b_j - 1/b_i \right] \delta_{ik} + \sum_l \varepsilon_{ikl} \omega_{l0}$. An exact expression for $\langle \mathbf{R}^2 \rangle$ in terms of the parameters $\{b_k\}$ was derived by diagonalizing the matrix Λ and is compared against our simulation results in Fig. 2. We would like to emphasize that the nearly complete stretching of the filament is a finite L effect and that the renormalized persistence length defined by $l_p = \lim_{L \rightarrow \infty} \langle \mathbf{R}^2 \rangle / L$, does not diverge in the limit of vanishing twist rigidity.

In order to check whether the nearly complete stretching of filaments with small twist rigidity at intermediate temperatures is a universal consequence of spontaneous curvature, in Fig. 3 we plot $P(R)$ vs. R for a filament made of 10 semicircles, with total contour length $L = 1$

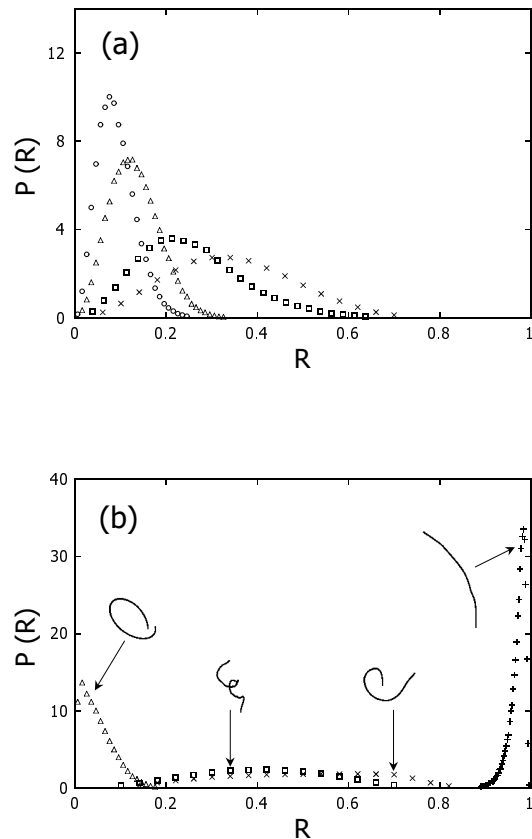


FIG. 1: Plot of the distribution function $P(R)$ vs. the end-to-end distance R for an open ring. a) $b_1 = b_2 = b_3 = 1$, and temperatures $T=0.1$ (circles), 1 (squares), 10 (crosses) and 100 (triangles). b) $b_1 = b_2 = 1$, $b_3 = 10^{-4}$, and temperatures $T = 10^{-5}$ (triangles), 10^{-3} (crosses), 0.1 (pluses) and 10 (squares). Snapshots of typical configurations corresponding to each of these temperatures are shown as inserts.

and radius of curvature $1/(10\pi)$. In the limit $T \rightarrow 0$ the distribution approaches a delta function peaked at $R = 2/\pi$ (determined by the geometry of the stress free state). As temperature increases $P(R)$ first moves towards smaller values R and broadens but then it reverses direction and becomes peaked about a value corresponding to a nearly stretched filament. At yet higher temperatures, the distribution broadens again and its peak moves to smaller values of R . Notice that the same argument can be applied to a filament of length $L = 1$, made of n semicircles. Since, in the limit $n \rightarrow \infty$, the radius of curvature becomes vanishingly small (it must remain larger than the diameter of the filament, for Eq. (1) to apply), at low temperatures such a filament will be indistinguishable from a straight rod of length $R = 2/\pi$. However, if its twist rigidity is much smaller than bending rigidity, at higher temperatures this filament will expand to its

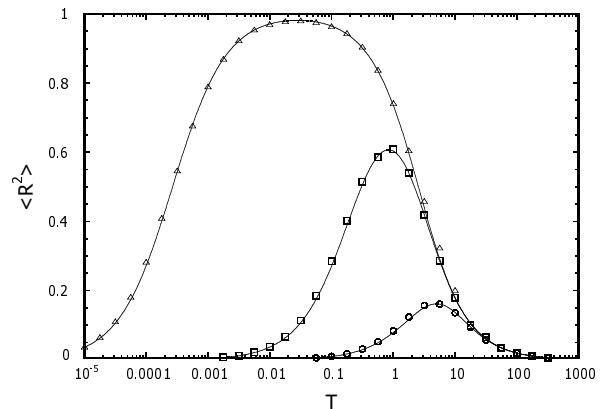


FIG. 2: Simulation results for the mean square end-to-end distance R^2 vs. temperature T for an open ring, with $b_1 = b_2 = 1$ and $b_3 = 1$ (circles), $b_3 = 10^{-2}$ (squares) and $b_3 = 10^{-5}$ (triangles). The results of the analytical calculations are shown as solid lines.

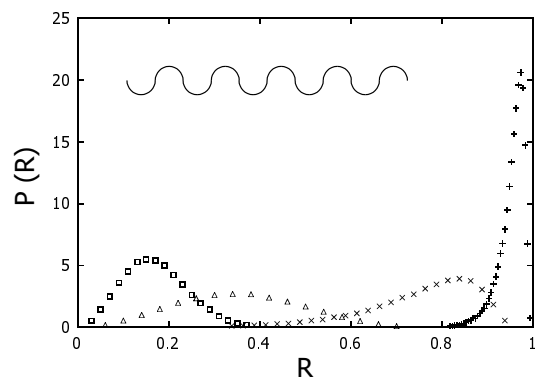


FIG. 3: Plot of the distribution function $P(R)$ vs. the end-to-end distance R for a filament made of 10 semicircles (see insert), with $b_1 = b_2 = 1$, $b_3 = 10^{-5}$. The temperatures are $T = 10^{-3}$ (triangles), 10^{-2} (crosses), 0.1 (pluses) and 100 (squares).

fully stretched length.

This phenomenon of stretching is a direct consequence of the fact that spontaneous curvature introduces a coupling between bending and twist modes [9]. In the limit $a_3/L \rightarrow 0$ twist fluctuations become zero energy modes and destabilize the ground state configuration (with non-vanishing curvature). While this instability was already reported in our study of small fluctuations of a closed ring[9], here we find that in the limit of vanishing twist rigidity (and therefore, strong twist fluctuations), the filament can not maintain its spontaneously curved conformation and becomes completely stretched. The “choice” of the new state of equilibrium appears to be dictated

by entropy maximization; the filament stretches into a nearly straight configuration in order to maximize the entropy associated with the rotational fluctuations of the cross section, at the expense of increasing the bending energy associated with the deviation from its original spontaneously curved stress free state.

In this work we reported the first direct numerical simulation of fluctuating continuous filaments. We found that filaments with spontaneous curvature and large bending rigidity ($a_1, a_2 \gg L$) become progressively stretched with decreasing twist rigidity, and that in the limit $a_3 \rightarrow 0$ their rms end-to-end separation $\langle \mathbf{R}^2 \rangle^{1/2}$ approaches the fully stretched length L . In closing, we would like to comment on possible experimental ramifications of this work. Here, we have kept the rigidity parameters $\{b_k\}$ fixed and varied the temperature over many orders of magnitude. While such a parameterization is convenient for presentation purposes, in practice one should scan the parameter space by varying the filament/solvent combinations. A potential candidate for such a study is double stranded DNA that is known to have spontaneous curvature[10] (with radius of curvature > 100 nm), and whose elastic parameters may be varied by changing the base-pair sequence or by adsorption of proteins along its contour. Another possibility is offered by new synthetic compounds with bent cores that form chiral smectic domains even though the molecules are achiral in the high temperature isotropic phase[11].

The assistance of Merav Eshed in the numerical com-

putations is gratefully acknowledged. DAK and YR acknowledge the support of the Israel Science Foundation.

-
- [1] D.C. Rapaport, *The Art of Molecular Dynamics Simulation* (Cambridge University Press, Cambridge, 1995).
 - [2] D.P. Landau and K. Binder, *A Guide to Monte Carlo Simulations in Statistical Physics* (Cambridge, Cambridge, 2000).
 - [3] P.J. Flory, *Principles of Polymer Science* (Cornell University Press, Ithaca, 1953).
 - [4] J.F. Marko and E.D. Siggia, *Macromolecules* **27**, 981 (1994); C. Bustamante, J.F. Marko, E.D. Siggia and S.B. Smith, *Science* **265**, 1599 (1994).
 - [5] S. Panyukov and Y. Rabin, *Phys. Rev. Lett.* **85**, 2404 (2000); *Phys. Rev. E* **62**, 7135 (2000).
 - [6] A.E.H. Love, *A Treatise on the Mathematical Theory of Elasticity* (Dover, New York, 1944).
 - [7] T.B. Liverpool, R. Golestanian, and K. Kremer, *Phys. Rev. Lett.* **80**, 405 (1998).
 - [8] R. Everaers, F. Julicher, A. Ajdari and A.C. Maggs, *Phys. Rev. Lett.* **82**, 3717 (1999).
 - [9] S. Panyukov and Y. Rabin, *Phys. Rev. E* **64**, 011909 (2001).
 - [10] E.N. Trifonov, R.K.-Z. Tan and S.C. Harvey, in *DNA Bending and Curvature*, W.K. Olson, M.H. Sarma and M. Sundaralingam eds. (Adenine Press, Schenectady, 1987); J. Bednar et al, *J. Mol. Biol.* **254**, 579 (1995).
 - [11] D.R. Link et al., *Science* **278**, 1924 (1997).