

Andreev Reflection in Narrow Ferromagnet/Superconductor Point Contacts

K. Kikuchi, H. Imamura*, S. Takahashi and S. Maekawa

Institute for Materials Research, Tohoku University, Sendai 980-8577, Japan

**Graduate School of Information Sciences, Tohoku University, Sendai 980-8579, Japan*

The Andreev reflection of narrow ferromagnet/superconductor point contacts is theoretically studied. We show that the conductance quantization depends on whether the contact region is superconducting or ferromagnetic as well as on the strength of the exchange field in the ferromagnet. The Andreev reflection of the ferromagnetic contact is more suppressed than that of the superconducting contact. We also show that the conductance-voltage curve has a bump at zero bias-voltage if there is no interfacial-scattering. On the contrary, the conductance-voltage curve shows a dip if the system has an interfacial-scattering.

The spin-dependent transport through a magnetic nano-structures is of current interest both in fundamental physics and application to spin-electronics [1]. The magnetic quantum point contact is one of these magnetic nano-structures, which exhibit rich and elegant physics [2–4] and have potential applications such as magnetic recording devices [5–7]. Recently much attention has been focused on magnetic point contacts with superconducting electrode since it is shown that the spin polarization of the conduction electrons can be measured by using the Andreev reflection [8–12].

De Jong and Beenakker have shown that the Andreev reflection in a ferromagnet(F)/superconductor(S) point contact is strongly suppressed as the Fermi surface polarization, P , is defined as $P = (N_{\uparrow} - N_{\downarrow})/(N_{\uparrow} + N_{\downarrow})$, where $N_{\uparrow(\downarrow)}$ is the number of transmitting channels in the spin-up (spin-down) band. If $N_{\downarrow} < N_{\uparrow}$ then only $2N_{\downarrow} = N_{\downarrow} + N_{\uparrow}(N_{\downarrow}/N_{\uparrow})$ channels are available for the Andreev reflection and the corresponding conductance is $G = 4N_{\downarrow}e^2/h$. Therefore, the Andreev reflection is strongly suppressed if P is large. The suppression of the Andreev reflection in F/S point contacts has been observed experimentally by several groups [8–12]. Their results are qualitatively well explained by de Jong and Beenakker's theory.

Now we believe that the narrow F/S point contact where the conductance is quantized is within the current nano-technology. It is then needed to study the spin-dependent transport through narrow F/S point contacts taking account of the geometry of contact and the mixing of channels. In this paper, we theoretically study the spin-dependent transport through narrow F/S point contacts, where the Andreev reflection plays an important role. We show that the conductance quantization depends on whether the contact region is superconducting or ferromagnetic as well as on the strength of the exchange field. The Andreev reflection of the ferromagnetic contact is more suppressed than that for the superconducting contact. For the ferromagnetic contact, the width of the contact where the new transmitting channel opens increases with increasing the exchange field. We also show that the conductance-voltage curve shows a bump at zero bias voltage if the system has no interfacial-

scattering between the ferromagnet and superconductor. On the contrary, the conductance-voltage curve shows a dip for the contact with an interfacial-scattering.

We consider the system consisting of three cylinders as shown in Figs. 1(a) and 1(b). The left and right electrodes with a diameter W_E are connected by the contact with a diameter $W_C (< W_E)$ and a length D . We employ the simple Stoner model with exchange field h for the ferromagnet.

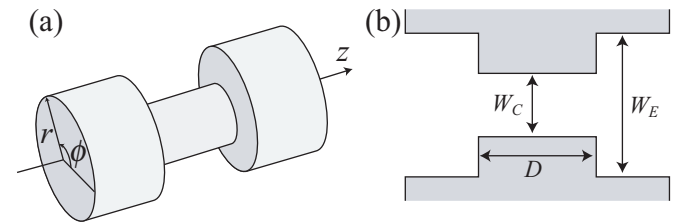


FIG. 1. (a) The geometry of the point contact. The point contact is represented by the coaxial cylinders. (b) The cross-section along the z -direction. The length and width of the contact region are D and W_C , respectively. The width of the electrodes is W_E .

The system we consider is described by the following Bogoliubov-de Gennes (BdG) equation:

$$\begin{pmatrix} H_0(\mathbf{r}) - h(z)\sigma & \Delta(T) \\ \Delta^*(T) & -H_0(\mathbf{r}) - h(z)\sigma \end{pmatrix} \Psi_\sigma(\mathbf{r}) = E \Psi_\sigma(\mathbf{r}), \quad (1)$$

where $H_0(\mathbf{r}) \equiv -(\hbar^2/2m)\nabla^2 + V(\mathbf{r}) - \mu_F$ is the single-particle Hamiltonian with the constriction potential $V(\mathbf{r})$, E is the quasiparticle energy measured from the Fermi energy μ_F , $h(z)$ is the exchange field, $\Delta(T)$ is the superconducting energy gap and $\sigma = +(-)$ for the spin-up (spin-down) band.

We assume that effective mass of an electron m is the same both for ferromagnet and superconductor. The exchange field is $h(z) = 0$ for the superconductor and $h(z) = h$ for the ferromagnet. The constriction potential is $V(\mathbf{r}) = \infty$ outside the constriction represented by the shadow in Fig1(b). Inside the constriction, $V(\mathbf{r}) = (\hbar^2 k_F Z/m)\delta(z - z_0)$, where Z represents the interfacial-scattering potential at position z_0 . We assume that the superconducting energy gap $\Delta(T)$ is con-

stant and neglect the proximity effects [11].

The stationary scattering state is obtained by connecting wave functions at the boundary of contact [13,14]. Since the system has cylindrical symmetry, wave functions Ψ_σ can be written as

$$\Psi_\sigma(\mathbf{r}) = \sum_{n,l} N_{\sigma n}^l \psi_{\sigma l}^n(z) J_n\left(\frac{2\gamma_{nl}}{W_{E(C)}} r\right) e^{in\phi} \quad (2)$$

where γ_{nl} is the l th zero of the Bessel function $J_n(r)$, $N_{\sigma n}^l$ is the normalization constant [15]. The set of quantum numbers (n, l, σ) defines the channel. Substituting Eq.(2) into Eq.(1), we obtain the following BdG equation for $\psi_{\sigma l}^n(z)$:

$$\begin{pmatrix} H_0(z) - h(z)\sigma & \Delta(T) \\ \Delta^*(T) & -H_0(z) - h(z)\sigma \end{pmatrix} \psi_{\sigma l}^n(z) = E \psi_{\sigma l}^n(z), \quad (3)$$

where $H_0 = (\hbar^2/2m)\{d^2/dz^2 - (2\gamma_{nl}/W(z))^2\} + (\hbar^2 k_F Z/m)\delta(z - z_0)$.

Let us consider the F/S/S system consisting of ferromagnetic and superconducting electrodes connected by the superconducting contact. Assuming that the electron in channel (n, l, σ) is incident from the left electrode, the wavefunction $\Psi_{\sigma l}^n(z)$ is written as

$$\Psi_{\sigma l}^n(z) = \begin{cases} e^{iq_{\sigma l}^+ z} \begin{pmatrix} 1 \\ 0 \end{pmatrix} J_n\left(\frac{2\gamma_{nl}}{W_E} r\right) e^{in\phi} + \sum_{s=1}^{M_E} \left\{ a_{\sigma ls}^n e^{iq_{\sigma s}^{n-} z} \begin{pmatrix} 0 \\ 1 \end{pmatrix} + b_{\sigma ls}^n e^{-iq_{\sigma s}^{n+} z} \begin{pmatrix} 1 \\ 0 \end{pmatrix} \right\} \times J_n\left(\frac{2\gamma_{ns}}{W_E} r\right) e^{in\phi} \\ \quad \text{(for } z < -\frac{D}{2}) \\ \sum_{s=1}^{M_C} \left[\left\{ \alpha_{\sigma ls}^n e^{ip_s^{n+} z} + \beta_{\sigma ls}^n e^{-ip_s^{n+} z} \right\} \begin{pmatrix} u_0 \\ v_0 \end{pmatrix} + \left\{ \xi_{\sigma ls}^n e^{ip_s^{n-} z} + \eta_{\sigma ls}^n e^{-ip_s^{n-} z} \right\} \begin{pmatrix} v_0 \\ u_0 \end{pmatrix} \right] \times J_n\left(\frac{2\gamma_{ns}}{W_C} r\right) e^{in\phi} \\ \quad \text{(for } -\frac{D}{2} < z < \frac{D}{2}) \\ \sum_{s=1}^{M_E} \left[c_{\sigma ls}^n e^{ik_s^{n+} z} \begin{pmatrix} u_0 \\ v_0 \end{pmatrix} + d_{\sigma ls}^n e^{-ik_s^{n-} z} \begin{pmatrix} v_0 \\ u_0 \end{pmatrix} \right] \times J_n\left(\frac{2\gamma_{ns}}{W_E} r\right) e^{in\phi} \\ \quad \text{(for } \frac{D}{2} < z), \end{cases} \quad (4)$$

where $\bar{\sigma} = -\sigma$, $u_0^2 = 1 - v_0^2 = (E + \sqrt{E^2 - \Delta(T)^2})/2$ and $a_{\sigma lm}^n, b_{\sigma lm}^n, c_{\sigma lm}^n, d_{\sigma lm}^n, \alpha_{\sigma lm}^n, \beta_{\sigma lm}^n, \xi_{\sigma lm}^n, \eta_{\sigma lm}^n$ are coefficients to be solved. Here the wave vectors below the superconducting energy gap ($E \leq \Delta(T)$) are given by

$$q_{\sigma l}^{n+} = \sqrt{\frac{2m}{\hbar^2} (\mu_F + h\sigma + E) - \left(\frac{2\gamma_{nl}}{W_E}\right)^2} \quad (5)$$

$$q_{\sigma l}^{n-} = \left(\sqrt{\frac{2m}{\hbar^2} (\mu_F - h\sigma - E) - \left(\frac{2\gamma_{nl}}{W_E}\right)^2} \right)^* \quad (6)$$

$$p_l^{n\pm} = \sqrt{\frac{2m}{\hbar^2} (\mu_F \pm \sqrt{E^2 - \Delta(T)^2}) - \left(\frac{2\gamma_{nl}}{W_C}\right)^2} \quad (7)$$

$$k_l^{n\pm} = \sqrt{\frac{2m}{\hbar^2} (\mu_F \pm \sqrt{E^2 - \Delta(T)^2}) - \left(\frac{2\gamma_{nl}}{W_E}\right)^2}. \quad (8)$$

The wave vectors above the superconducting energy gap ($E > \Delta(T)$) are the same as those given by Eq.(8) except for the wave vector k_l^{n-} in the right electrode. In order to deal with the evanescent waves, we write the wave vector k_l^{n-} as

$$k_l^{n-} = \left(\sqrt{\frac{2m}{\hbar^2} (\mu_F - \sqrt{E^2 - \Delta(T)^2}) - \left(\frac{2\gamma_{nl}}{W_E}\right)^2} \right)^* \quad (9)$$

The number of channels in the electrode and contact is truncated by the cutoff constant M_E and M_C , respectively. The cutoff constants are taken to be large enough to express the stationary scattering state.

For the F/F/S system, where the contact is ferromagnetic, the wavefunction inside the contact in Eq.(4) is rewritten as

$$\sum_{s=1}^{M_C} \left[\left\{ \alpha_{\sigma ls}^n e^{ip_{\sigma s}^{n+} z} + \beta_{\sigma ls}^n e^{-ip_{\sigma s}^{n+} z} \right\} \begin{pmatrix} 1 \\ 0 \end{pmatrix} + \left\{ \xi_{\sigma ls}^n e^{ip_{\sigma s}^{n-} z} + \eta_{\sigma ls}^n e^{-ip_{\sigma s}^{n-} z} \right\} \begin{pmatrix} 0 \\ 1 \end{pmatrix} \right] \times J_n\left(\frac{2\gamma_{ns}}{W_C} r\right) e^{in\phi} \quad (10)$$

where the wave vectors $p_{\sigma l}^{n\pm}$ are given by

$$p_{\sigma l}^{n\pm} = \sqrt{\frac{2m}{\hbar^2} (\mu_F \pm h\sigma \pm E) - \left(\frac{2\gamma_{nl}}{W_C}\right)^2}. \quad (11)$$

Unknown coefficients $a_{\sigma lm}^n, b_{\sigma lm}^n, c_{\sigma lm}^n, d_{\sigma lm}^n, \alpha_{\sigma lm}^n, \beta_{\sigma lm}^n, \xi_{\sigma lm}^n$ and $\eta_{\sigma lm}^n$ are obtained by matching the slope and value of wave functions at the boundary of contact $z = \pm \frac{D}{2}$ [13,14]. Following Blonder, Tinkham and Klapwijk [16], probabilities for the Andreev reflection, A_{ls}^n , and ordinary reflection, B_{ls}^n , are given by

$$A_{ls}^n(E) = \left| \frac{q_{\sigma s}^{n-} J_{n-1}^2(\gamma_{ns})}{q_{\sigma l}^{n+} J_{n-1}^2(\gamma_{nl})} \right| a_{\sigma ls}^{n*} a_{\sigma ls}^n \quad (12)$$

$$B_{ls}^n(E) = \left| \frac{q_{\sigma s}^{n+} J_{n-1}^2(\gamma_{ns})}{q_{\sigma l}^{n+} J_{n-1}^2(\gamma_{nl})} \right| b_{\sigma ls}^{n*} b_{\sigma ls}^n. \quad (13)$$

The differential conductance is expressed by using the probabilities A_{ls}^n and B_{ls}^n as

$$G = \frac{e}{h} \sum_{\sigma=\uparrow,\downarrow} \sum_{n,l} \int_{-\infty}^{\infty} \frac{d}{dV} f(E - eV, T) \times \left\{ 1 + \sum_s A_{\sigma ls}^n(E) - \sum_s B_{\sigma ls}^n(E) \right\} dE, \quad (14)$$

where $f(E, T)$ is the Fermi distribution function.

In our numerical calculation, the cutoff constants M_C and M_E are taken to be three times as many as the

number of open channels. The number of open channels are determined by the condition that $\text{Re}[(2m/\hbar^2)(\mu_F - \sqrt{E^2 - \Delta(T)^2}) - (2\gamma_{nl}/W_C(E))^2] > 0$. The diameter of electrodes and the length of contact are taken to be $W_E = 60.8/k_F$ and $D = 5.0/k_F$, respectively. The superconducting energy gap is assumed to be $\Delta(0)/\mu_F = 1.5 \times 10^{-5}$, which is of the same order of that for Al [17]. The position of the interfacial-scattering is located at $z_0 = -D/2(+D/2)$ for the F/S/S (F/F/S) system.

In Fig. 2 (a) the zero-bias conductance of the F/S/S system is plotted against the width of contact W_C . In the adiabatic picture, the number of transmitting channels are determined by the condition that $\text{Re}[(2m/\hbar^2)(\mu_F - \sqrt{E^2 - \Delta(T)^2}) - (2\gamma_{nl}/W_E)^2] > 0$ and does not depend on the strength of the exchange field in the ferromagnet electrode. However, as the exchange field increases, the conductance is suppressed due to the mismatch of the Fermi wavelength as shown in Fig. 2(a).

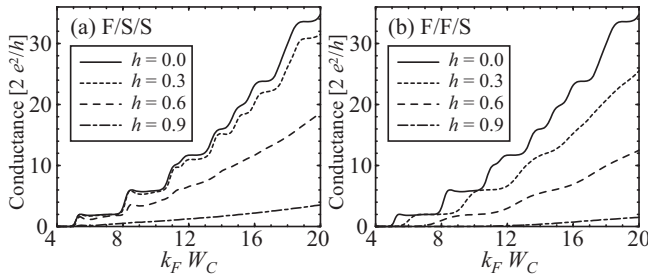


FIG. 2. (a) The zero-bias conductance for the F/S/S point contact. The temperature T is assumed to be zero and no interfacial-scattering is considered. The horizontal axis represents the width of the contact W_C multiplied by the Fermi-wave number k_F . The solid, dotted, dashed and dot-dashed lines represent the conductance curves for $h_0 = 0, 0.3, 0.6$ and 0.9 , respectively. (b) The same plot for the F/F/S point contact.

The conductance of the F/F/S system also decreases as the exchange field increases as shown in Fig. 2(b). Note that the width W_C at which the new transmitting channel opens increases with increasing the exchange field, h . The shift of the conductance steps can be explained as follows. In the ferromagnetic contact, electrons in the spin-up and spin-down bands feel the different exchange field $-h$ and h , respectively. Therefore, the number of transmitting spin-down channels N_\downarrow is smaller than that of transmitting spin-up channels N_\uparrow . As pointed out by de Jong and Beenakker. The number of channels contributing to the Andreev reflection is restricted by N_\downarrow . In the adiabatic picture [18], N_\downarrow is determined by the condition that $(2m/\hbar^2)(\mu_F - E - h) - (2\gamma_{nl}/W_C)^2 > 0$. Therefore, the conductance steps shift leftward with increasing the exchange field.

In the narrow F/F/S system, the suppression of the Andreev reflection discussed by de Jong and Beenakker appears as the shift of the width of the contact W_C at which the new transmitting channel opens as shown

in Fig. 2(b). Even when the contact is superconducting(F/S/S), the conductance is suppressed due to the mismatch of the Fermi wavelength as shown in Fig. 2(a). However, the magnitude of suppression is smaller than that for the F/F/S system.

Figures 3(a) and 3(c) show the conductance(G)-voltage(V) curves for the F/S/S system and Figs.3(b) and 3(d) show those for the F/F/S system. The conductance is normalized by that for the F/normal-metal(N) contact. One can see that the conductance for the F/F/S system is smaller than that for F/S/S system since the number of transmitting channels are limited by the Andreev reflection.

In order to investigate the effect of the interfacial-scattering, we plot the G - V curve for the interfacial-scattering of $Z = 0.3$ in Figs.3(c) and 3(d). Without the interfacial scattering, $Z = 0$, the G - V curve has a bump at zero bias voltage as shown in Figs.3(a) and 3(b). However, the G - V curve for $Z = 0.3$ shows dip as shown in Figs.3(c) and 3(d). These dip and bump in the G - V curve are similar to the energy dependence of conductance for F/S tunnel junctions discussed by Žutić and Valls [?].

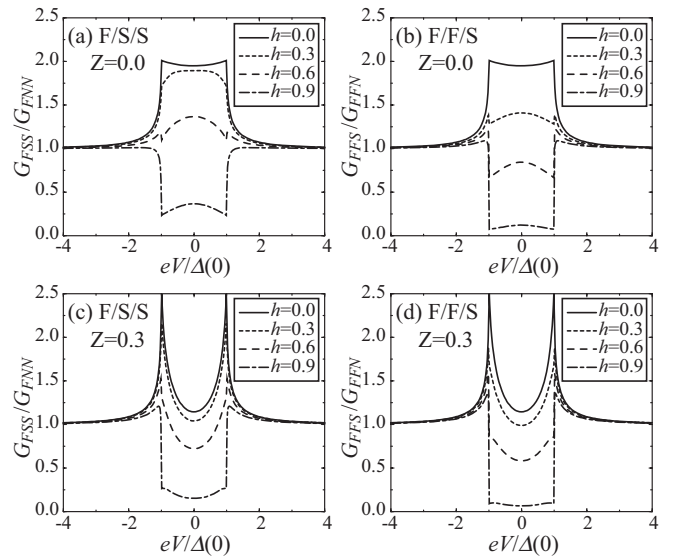


FIG. 3. The conductance for the F/S/S and F/F/S point contacts is plotted against the bias voltage at $T = 0$. The width of the contact is taken to be $k_F W_C = 18.5$. The strength of the interfacial-scattering Z is assumed to be zero for panels (a) and (b), and $Z = 0.3$ for panels (c) and (d). The horizontal axis represents the applied bias voltage normalized by the superconducting gap $\Delta(0)$ at $T = 0$. The solid, dotted, dashed and dot-dashed lines represent the conductance curves for the $h_0 = 0, 0.3, 0.6$ and 0.9 , respectively.

Comparing our theory with the experimental results of Soulen *et al.* [8,9], we conclude that in their experiments there is no interfacial-scattering in the contacts with Ni, NiFe and Co film, whereas the interfacial-scattering exists in the contacts with NiMnSb, $\text{La}_{0.7}\text{Sr}_{0.3}\text{Mn}_3$ and CrO_2 film.

Soulen *et al.* [8] have also studied the conductance of

two different systems with the same material: a sharpened Ta point placed in contact with a single crystal Fe thin film, and a sharpened Fe point placed in contact with a polycrystalline Ta foil. They found the difference in the G-V curve near zero bias voltage and concluded that this difference is due to varying amounts of interfacial-scattering, Z . However, we propose that such difference in the G-V curve can occur if the material of the contact is different: one system has the superconducting contact and the other system has the ferromagnetic contact. We also insist that the spin-polarization obtained by analyzing the experimental data [10–12] depends strongly on whether the contact region is ferromagnetic or superconducting.

In Figs.4(a)-4(d), we show the G-V curve of the F/F/S system at $T/T_c = 0.2$ and 0.4 . The horizontal axis is normalized by the superconducting energy gap $\Delta(T)$. The temperature dependencies of the G-V curves for the F/S/S system are not shown since they are similar to those for the F/F/S system shown in Figs.4(a)-4(d).

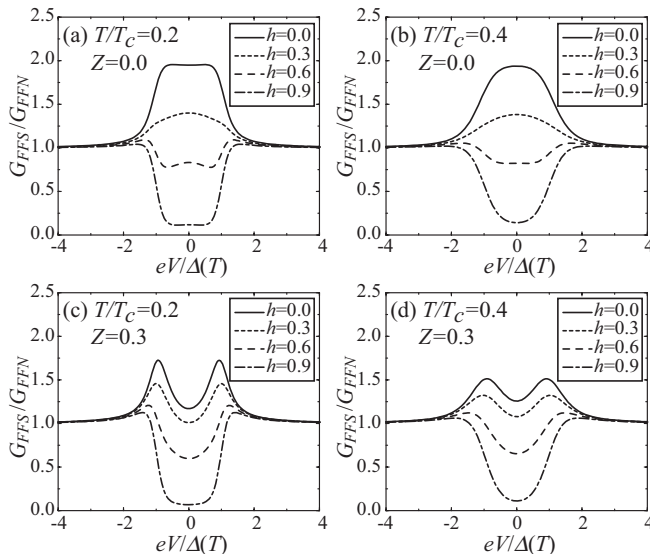


FIG. 4. The conductance for the F/F/S point contacts is plotted against the bias voltage. The width of the contact is taken to be $k_F W_C = 18.5$. The strength of the interfacial-scattering Z is assumed to be zero for panels (a) and (b), and $Z = 0.3$ for panels (c) and (d). The temperature is assumed to be $T/T_c = 0.2$ for panels (a) and (c), and $T/T_c = 0.4$ for panels (b) and (d). The horizontal axis represents the applied bias voltage normalized by the superconducting gap $\Delta(T)$. The solid, dotted, dashed and dot-dashed lines represent the conductance curves for the $h_0 = 0, 0.3, 0.6$ and 0.9 , respectively.

One can clearly see that the difference of the curvature of the G-V curve due to the interfacial-scattering survives even at $T/T_c = 0.2$. As the temperature is increased, the difference in the curvature of the G-V curve for large exchange field $h = 0.6$ and 0.9 smears out. For small exchange field $h = 0.0$ and 0.3 , however, the curvature of the G-V curve due to the interfacial-scattering survives

even at $T/T_c = 0.4$.

In conclusion, we theoretically study the Andreev reflection of narrow F/S point contacts. We show that the conductance depends on whether the contact is superconducting or ferromagnetic as well as on the strength of the exchange field in the ferromagnet. The conductance of the ferromagnetic contact is more suppressed than that of the superconducting contact. For the ferromagnetic contact, the width of the contact where the new transmitting channel opens increases with increasing the exchange field. We also show that the conductance-voltage curve has a bump at zero bias-voltage if there is no interfacial-scattering between the ferromagnet and superconductor. On the contrary, if the contact has an interfacial-scattering, the conductance-voltage curve has a dip at the zero bias-voltage.

This work is supported by a Grand-in-Aid for Scientific Research from MEXT. H.I. is supported by MEXT, Grant-in-Aid for Encouragement of Young Scientists, 13740197, 2001. S.M. acknowledges support of the Humboldt Foundation.

-
- [1] G. Printz, Phys. Today **48**, 58 (1995).
 - [2] M. J. M. de Jong and C. W. J. Beenakker, Phys. Rev. Lett. **74**, 1657 (1995).
 - [3] P. Bruno, Phys. Rev. Lett. **83**, 2425 (1999).
 - [4] H. Imamura *et al.*, Phys. Rev. Lett. **84**, 1003 (2000).
 - [5] T. Ono *et al.*, Appl. Phys. Lett. **75**, 1622 (1999).
 - [6] N. García *et al.*, Phys. Rev. Lett. **82**, 2923 (1999).
 - [7] G. Tatara *et al.*, Phys. Rev. Lett. **83**, 2030 (1999).
 - [8] R. J. Soulen *et al.*, Science **282**, 85 (1998).
 - [9] R. J. Soulen *et al.*, J. Appl. Phys. **85**, 4589 (1999).
 - [10] S. K. Upadhyay *et al.*, Phys. Rev. Lett. **81**, 3247 (1992).
 - [11] G. J. Strijkers *et al.*, Phys. Rev. B **63**, 104510 (2001).
 - [12] Y. Ji *et al.*, Phys. Rev. Lett. **86**, 5585 (2001).
 - [13] A. Furusaki, H. Takayanagi, and M. Tsukada, Phys. Rev. Lett. **67**, 132 (1991).
 - [14] A. Furusaki, H. Takayanagi, and M. Tsukada, Phys. Rev. B **45**, 10563 (1992).
 - [15] E. N. Bogachev, A. N. Zagorin, and I. O. Kulik, Sov. J. Low Temp. Phys. **16**, 796 (1991).
 - [16] G. E. Blonder, M. Tinkham, and T. M. Klapwijk, Phys. Rev. B **25**, 4515 (1982).
 - [17] N. W. Ashcroft and N. D. Mermin, *Solid State Physics* (SAUNDERS COLLEGE, philadelphia, 1976).
 - [18] A. Yacoby and Y. Imry, Phys. Rev. B **41**, 5341 (1990).
 - [19] Igor Žutić and Oriol T. Valls, Phys. Rev. B **61**, 1555 (2000).