

Non-compact local excitations in spin glasses

J. Lamarcq¹, J.-P. Bouchaud¹, O. C. Martin² and M. Mézard²

¹ *Service de Physique de l'État Condensé
Orme des Merisiers — CEA Saclay
91191 Gif sur Yvette Cedex FRANCE*

² *Laboratoire de Physique Théorique et Modèles Statistiques
Bâtiment 100 — Université Paris Sud
91405 Orsay FRANCE*

(May 20, 2019)

We consider the lowest-lying local excitations of the 3D Edwards-Anderson model: given the ground state and a number of spins to be flipped, we determine the connected cluster of minimum energy having that size and containing a particular spin. The fractal dimension of these clusters turns out to be close to two, suggesting an analogy with lattice animals. Furthermore, their energy does *not* grow with their size. The associated exponent is slightly negative whereas the one for compact clusters is positive. The optimal clusters of different sizes are found to be strongly correlated.

75.10.Nr, 75.40.Mg, 02.60.Pn

In spite of over twenty years of attention, the nature of the spin glass phase is still an open question [1]. If one is guided by the mean field theory of the infinite range spin glass model (see [2]), one is lead to a picture where 3D spin glasses have many unrelated valleys whose free-energies differ by $O(1)$. Extending this to zero temperature, one should be able to find large excitations above the ground state which cost only $O(1)$ in energy, regardless of their volume. An important problem is to characterize these excitations geometrically. In the droplet picture [3], the lowest-lying excitations are postulated to be *compact*, *i.e.*, their volume grows as the cube of their characteristic linear size ℓ . In this picture, a spin glass is like a disguised ferromagnet with just two (spin reversed) pure states. Furthermore, the lowest-lying excitations have *typical* energies that grow as a power of their size ℓ , *i.e.*, as $\Upsilon \ell^\theta$ with $\theta > 0$, which means that large excitations should have high energies. Only in *rare* cases (the probability of which decreases as $\ell^{-\theta}$) will a droplet energy be $O(1)$, whereas the mean field picture suggests that this probability remains of order one even for large sizes. The exponent θ has been estimated numerically to be about 0.2 in three dimensions by measuring the energy difference between ground states when applying periodic and antiperiodic boundary conditions [4]. With this procedure, a “domain wall” of linear size L is forced through the sample and cuts it into two compact pieces. Such an approach implicitly assumes that the exponent θ describing *local* (*i.e.*, $\ell \ll L$) excitations is the same as the one describing domain wall excitations whose characteristic size is that of the whole system. Both in two [5] and in three [6–9] dimensions, there are now indications that this assumption is incorrect.

This work considers the *local* excitations of the 3D Edwards-Anderson model [10] to connect with some predictions of the droplet model. In our numerical approach, we construct the connected cluster of spins of lowest en-

ergy that contains a specified number of spins and a given site. We focus on the statistical properties of that cluster’s energy and geometry as a function of its volume. In the (limited) range of volumes studied, we find that these lowest-lying excitations are actually *fractal* objects with a dimension d_f close to that of lattice animals ($d_f = 2$); this excitation branch is thus topologically unrelated to that associated with domain walls. Furthermore, the exponent θ_f describing the typical energy of these fractals is measured to be small and negative, $\theta_f \simeq -0.13$. In contrast, excitations constrained to be compact have a positive θ exponent as expected. Within a naïve argument, $\theta \leq 0$ seems incompatible with spin-glass ordering at positive temperature. But such an argument assumes that excitations of different sizes can be considered as statistically independent, and we find that this assumption does not hold.

MODEL AND METHODS. We study the 3D Edwards-Anderson model with periodic boundary conditions. The Hamiltonian is defined on a cubic lattice of $N = L^3$ spins,

$$H = - \sum_{\langle ij \rangle} J_{ij} S_i S_j, \quad (1)$$

where the nearest-neighbor interactions $\{J_{ij}\}$ are quenched random variables, distributed according to a Gaussian law with zero mean and unit variance.

Our measurements are performed on lattices with $N = 6^3$ and $N = 10^3$ sites; in both cases, we generated 1000 disorder samples. For each disorder sample, we first compute the ground state of the system using a genetic renormalisation algorithm [11]. After, we choose an arbitrary “reference” spin and flip it along with a cluster containing $v - 1$ other spins connected to it. We then minimize the energy of this cluster by exchange Monte Carlo [12], but with the constraint that the reference spin is held flipped and the cluster is always connected and

of size v . This minimization is performed using a non-local Kawasaki dynamics as follows. First one randomly removes a node of the cluster and then places it back elsewhere; if the cluster is no longer connected, undo the change and try again until the modified cluster is connected; finally, apply the Metropolis condition for accepting or rejecting the change. In our exchange Monte Carlo run, we used a total of 35 temperatures uniformly spaced between $T = 0.07$ and $T = 2.45$. For each choice of v , ($v = \text{int}(108 * (.75)^n)$), we ran 10^4 or 10^5 Monte Carlo “sweeps” where each sweep consists of v accept-reject tests. At the end of those sweeps, the program outputs the best cluster seen throughout the whole run.

MAIN RESULTS. Our most striking result is that the average energy $E(v)$ of optimal clusters does not increase with their size v but instead *decreases* as shown in Fig.1. This effect is clear for small and intermediate values of v where the use of 10^4 and 10^5 sweeps leads to nearly identical results. In practice, we have thus performed all fits using values $v \leq 33$, a range where the optimal cluster is found very reliably. Note however that even the average energy found for clusters with $v = 108$ is still smaller than that for $v = 3$. The size $v = 33$ is also where finite size effects set in, as seen on the data for the “extension” (mean end-to-end distance) and gyration radius of the cluster.

From these mean energies, we can extract a scaling law and an estimate of θ [13]. Anticipating that our clusters have a fractal dimension d_f , we write $E(v) \sim v^{\theta_f/d_f} \sim \ell^{\theta_f}$, where ℓ is the linear dimension of the cluster. A fit of the $L = 10$ data (with $v \leq 33$) to the form $E(v) = A + B/v^\lambda$ does not work well whereas a fit to the form $E(v) = Av^{\theta_f/d_f}$ (as shown by a dashed line) is very good and leads to $\theta_f/d_f = -0.060 \pm 0.006$.

Next, we consider the *distribution* of excitation energies as illustrated in Fig.2. Surprisingly, the distribution hardly varies at all with v . Another striking feature is the strong suppression at energies close to 0 [14], in sharp contrast to what is expected from the droplet model. (If we parametrize these curves by generalized Gamma functions, fits lead to an exponent close to 2, *i.e.*, $P(E) \simeq E^2 \exp(-\beta E^2)$.)

Before seeing whether these excitations are compact or not, let us now *constrain* them to be so as in the droplet model. We do this by forcing the cluster to stay within the cubic box of size $\text{int}(\gamma v^{1/3})$ with $\gamma = 2$, centered around the reference spin. Then we find that the energies of these compact clusters does grow significantly with their volume, in fact as $E(v) \sim v^{0.19}$. However the value of this exponent is only indicative because: (a) the size of the cube takes integer values and therefore leads to a clear staircase effect; (b) for the small sizes considered, the value of the exponent depends on the precise value of γ used. Note that the exponent 0.19 is larger than the expected value θ/d (with $\theta = 0.2$) from the droplet model; this may be because we have over-constrained

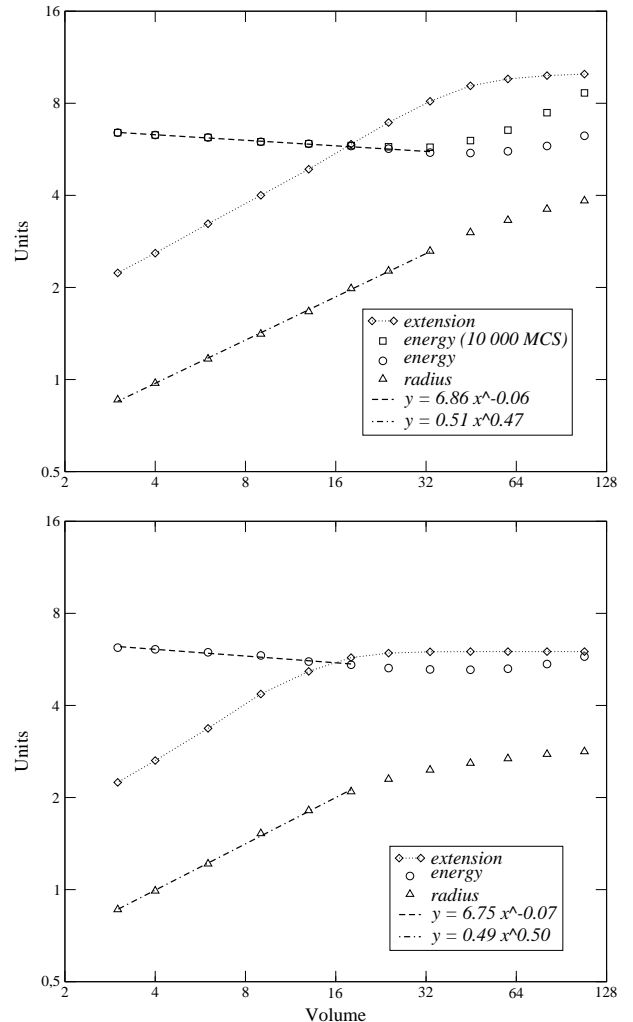


FIG. 1. Log-log plot of energy, radius of gyration and extension versus v . Upper panel: $N = 10^3$ spins; lower panel: $N = 6^3$ spins. Also shown is the energy when using 10^4 rather than 10^5 Monte Carlo sweeps.

these excitations by forcing a given value of γ .

Finally, we turn to the geometrical characterization of our low energy clusters. Qualitatively, the lowest-energy excitations (in the absence of any compactness constraint) are quite stringy as illustrated in Fig.3. To quantify this, we have computed the average radius of gyration, R_g , as a function of v . We find that $R_g \sim v^{1/d_f}$ with $d_f = 2.10 \pm 0.05$ (see Fig.1). This then leads to $\theta_f = -0.13 \pm 0.02$. The same study for our compact clusters leads to $d_f = 2.7 \pm 0.1$, instead of 3, but here again the effects (a) and (b) discussed above lead to important corrections. As the size of the excitations becomes comparable to L (the size of the system), our fractal clusters wind around the sample and thicken, perhaps becoming the sponge-like system-size excitations found by Krzakala and Martin [6] for which θ is also negative or zero.

It is clear from the comparison between constrained

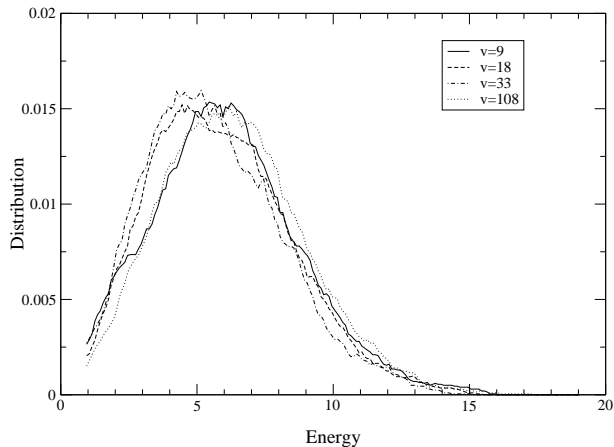


FIG. 2. Histogram of the excitation energies for the $v = 9, 18, 33, 108$ optimal clusters. Although we do not always find the optimal clusters for $v = 108$, it is interesting to note that the shape of the distribution hardly changes.

and unconstrained clusters that compact excitations are *not* the optimal ones. Actually, a simple entropic argument suggests that the optimal clusters should be lattice animals (for which $d_f = 2$). (The number of such animals grows exponentially with their volume v , and therefore the number of lattice animals is overwhelmingly larger than the number of compact clusters.) In order to mimic the present optimisation problem, one can start with lattice animals and add an energy term ϵ that penalises their surface sites. This modified lattice animal problem has been studied [15] and has a phase transition between an entropy dominated lattice animal phase for small ϵ and a “collapsed” phase of compact clusters for large ϵ . This and our numerical results on d_f suggest that the low-lying excitations in spin glasses are indeed in the lattice animal phase [16].

THE STABILITY OF THE SPIN GLASS PHASE. Low energy excitations of arbitrarily large size may jeopardize the stability of the spin glass phase. In fact, Fisher and Huse claim that the stability of the spin-glass phase implies $\theta > 0$. Since we find $\theta \leq 0$, let us re-examine this issue.

Assume that the temperature is very low and that the boundary conditions force the spins at infinity to take the same values as in the ground state. For a given site i , consider the order parameter $q_i \equiv \langle S_i \rangle$; its value is $\sigma_i = \pm 1$ in the ground state but its magnitude is reduced at $T > 0$ by the thermally activated droplets that flip S_i . If we neglect the interactions between all possible droplets, $q_i(T) = \sigma_i \prod_n \tanh(E_n/2kT)$ where E_n is the excitation energy of droplet n containing i . Taking $n \rightarrow \infty$, q_i remains non-zero only if low-energy droplets are sufficiently rare; mathematically, this reduces to the convergence at large L of an integral:

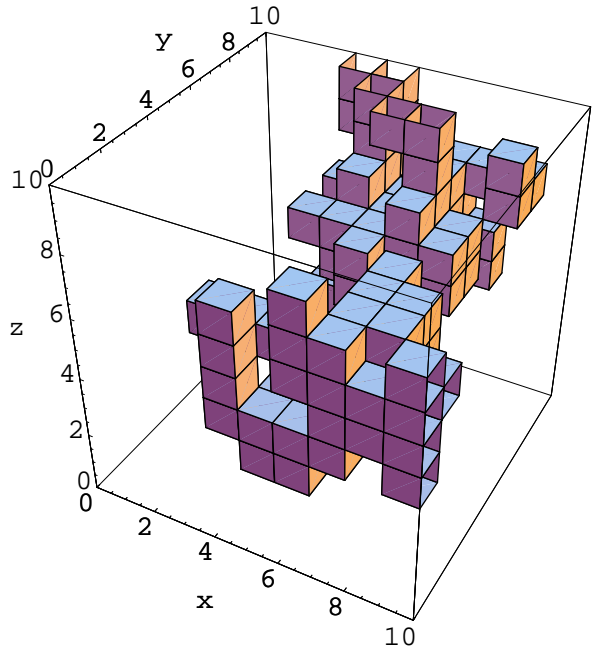


FIG. 3. Example of a $v = 108$ minimal excitation in a $N = 10^3$ system with periodic boundary conditions.

$$q_i(T) \sim \exp - \left[\int_1^L \frac{d\ell}{\ell} \frac{kT}{\Upsilon \ell^\theta} \right], \quad (2)$$

where the measure $d\ell/\ell$ expresses the fact that the size of droplets must roughly double before the energies become independent. Now, as long as $\theta > 0$, the integral over ℓ converges, and $q_i \neq 0$ in the thermodynamic limit. Conversely, when $\theta \leq 0$, the probability to excite a droplet is independent of its size ℓ , and one finds $q_i(T) \sim L^{-\alpha(T)}$, with a positive α . Therefore, for any $T > 0$, $q_i(T)$ tends to zero for large system sizes.

Our numerical findings indicate that $\theta \leq 0$; given the widely accepted evidence for the existence of a spin-glass phase in three dimensions, how can one get out of this quandary? The argument given above assumes that droplets on different scales can be treated as independent. We have therefore studied the correlation between droplets of sizes v and $v' > v$ by computing the overlap $q_s(v, v') \equiv \frac{\#(S \cap S')}{\#S}$, where S is the set of surface links for the excitation of volume v , and similarly for $v' > v$. If all the surface links of the smaller excitation belonged to the surface of the larger one, then $q_s(v, v') = 1$; obviously, one also has $q_s(v', v') = 1$. Our results are plotted in Fig.4 as a function of v/v' for different sizes of the largest one, v' . We find that $q_s(v, v')$ is nearly independent of v for a given v' and that it is quite large (on the order of one half) for the sizes investigated. Furthermore, the value of the “plateau” slowly decreases with v' , as a small negative power or as $1/\log v'$. This means that the excitations are extremely correlated: an excitation of size

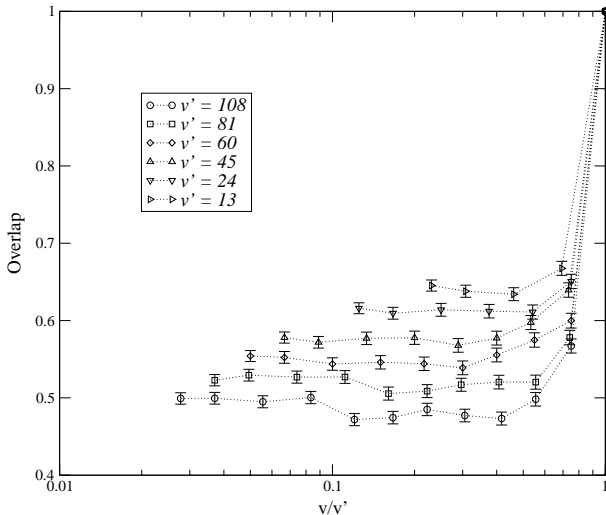


FIG. 4. Semi-log plot of the normalized intersection $q_s(v, v')$ between surfaces of optimal clusters in the $N = 10^3$ system. We show q_s as a function of v/v' for different largest cluster sizes v' . The “plateau” value is seen to decrease slowly with v' , as a small negative power-law or as $1/\log v'$.

v serves as a good “backbone” to construct larger excitations. If one had two uncorrelated fractals, one would observe $q_s(v, v') \sim (v')^{1-d/d_f}$, *i.e.*, a much faster decay.

Coming back to the independent droplet argument, these correlations mean that the number of effectively independent clusters is much reduced. It is not clear at this stage how the phase space volume $d\ell/\ell$ has to be changed to account for these correlations. The slow $1/\log v'$ decay of the correlations may be enough to make the resulting integral over ℓ converge. A possibility, which would be hard to disprove numerically, is that the integral still diverges, but as $\log \log L$, leading to $q(T) \sim (\log L)^{-\alpha(T)}$. Another possibility is that, since the *density* of excited droplets can no longer be self-consistently assumed to be small, the interaction between droplets could provide a temperature-dependent cut-off scale; this would then lead to a non-zero $q(T)$.

CONCLUSION. In this paper, we have obtained numerical results on the local low-lying excitations of the 3D Edwards-Anderson model. We have constructed the optimal connected clusters of flipped spins of a given size, and studied their energetic and geometrical properties. We find that these optimal clusters are fractals, with a fractal dimension close to two, suggesting an analogy with lattice animals. The energy of these clusters does not grow with their size (the corresponding θ exponent is found to be slightly negative). This is in contrast with clusters constrained to be compact, for which the energy is indeed found to grow with their size. We therefore speculate that there exists a new “fractal” excitation branch, that should be included in an extended droplet theory. To get some further insights into this theory, we are now

studying these excitations in the presence of a magnetic field and in four dimensions. Clearly, the static and (perhaps more importantly) dynamical consequences of these objects will have to be worked out.

ACKNOWLEDGEMENTS. We thank D. S. Fisher and J. Sethna for much constructive criticism. J.L. acknowledges a fellowship from the MENRT and the CEA for computer time on their Compaq SC232.

-
- [1] E. Marinari, G. Parisi, F. Ricci-Tersenghi J.J. Ruiz-Lorenzo and F. Zuliani, J. Stat. Phys. **98**, 973 (2000).
 - [2] M. Mézard, G. Parisi and M. A. Virasoro, *Spin Glass Theory and Beyond*, World Scientific, Singapore (1987).
 - [3] D. S. Fisher and D. A. Huse, Phys. Rev. Lett. **56**, 1601 (1986) ; Phys. Rev. B **38**, 386 (1988).
 - [4] W.L. McMillan, Phys. Rev. B **29**, 4026 (1984); A. J. Bray and M. A. Moore, J. Phys. C **17**, L463 (1984).
 - [5] N. Kawashima, J. Phys. Soc. Japan **69**, 987 (2000).
 - [6] F. Krzakala and O. C. Martin, Phys. Rev. Lett. **85**, 3013 (2000).
 - [7] M. Palassini and A. P. Young, Phys. Rev. Lett. **85**, 3017 (2000).
 - [8] G. Hed, A. K. Hartmann, D. Stauffer and E. Domany, Phys. Rev. Lett. **86**, 3148 (2001).
 - [9] E. Marinari and G. Parisi, Phys. Rev. Lett. **86**, 3887 (2001).
 - [10] S. F. Edwards and P. W. Anderson, J. Phys. F **5**, 965 (1975).
 - [11] J. Houdayer and O. C. Martin, Phys. Rev. Lett. **81**, 2554 (1998).
 - [12] K. Hukushima and K. Nemoto, J. Phys. Soc. Japan **65**, 1604 (1996).
 - [13] Note that in the droplet model where excitations are supposed to be compact, the exponent θ is defined slightly differently, *i.e.*, from the scaling of the optimal energy of droplets with $\ell < l < 2\ell$.
 - [14] The hole for small E is observed for all cluster sizes including the small ones where we are confident that we find the optimum cluster.
 - [15] B. Derrida, H. Herrmann, J. Physique **44** 1365 (1983).
 - [16] We also investigated the ratio $\langle r_i^4 \rangle / \langle r_i^2 \rangle^2$, where r_i is the distance of site i to the center of mass of the cluster. This ratio is seen, both for lattice animals and for our optimal clusters, to saturate to a common value when v becomes large. This is another indication that these objects are in the same universality class.