

# Superconducting Gap Structure of $\kappa$ -(BEDT-TTF)<sub>2</sub>Cu(NCS)<sub>2</sub> Probed by Thermal Conductivity Tensor

K. Izawa<sup>1</sup>, H. Yamaguchi<sup>1</sup>, T. Sasaki<sup>2</sup>, and Yuji Matsuda<sup>1</sup>

<sup>1</sup>*Institute for Solid State Physics, University of Tokyo, Kashiwa, Chiba 277-8581, Japan*

<sup>2</sup>*Institute for materials research, Tohoku University, Sendai 980-8577, Japan*

The thermal conductivity of organic superconductor  $\kappa$ -(BEDT-TTF)<sub>2</sub>Cu(NCS)<sub>2</sub> ( $T_c=10.4$  K) has been studied in a magnetic field rotating within the 2D superconducting planes with high alignment precision. At low temperatures ( $T \lesssim 0.5$  K), a clear fourfold symmetry in the angular variation, which is characteristic of a  $d$ -wave superconducting gap with nodes along the directions rotated  $45^\circ$  relative to the **b** and **c** axes of the crystal, was resolved. The determined nodal structure is inconsistent with recent theoretical predictions of superconductivity induced by the antiferromagnetic spin fluctuation.

74.20.Rp, 74.25.Fy, 74.25.Jb, 74.70.Kn

Since the discovery of superconductivity in organic materials about 2 decades ago, the question of the pairing symmetry among this class of materials is one of the most intriguing problems. In particular, the nature of the superconductivity in quasi-2D  $\kappa$ -(BEDT-TTF)<sub>2</sub>X salts ( $\kappa$ -(ET)<sub>2</sub>X), where the ion X can, for example, be Cu(SCN)<sub>2</sub>, Cu[N(CN)<sub>2</sub>]Br or I<sub>3</sub>, has attracted considerable attention. In these layered organics, Shubnikov-de Haas oscillation experiments have established the existence of a well-defined Fermi surface, demonstrating the Fermi liquid character of the low energy excitation. The large enhancement of the effective mass revealed by the specific heat as well as magnetic susceptibility measurements suggests the strong electron correlation effect in the normal state. Moreover, it was suggested that superconductivity occurs in proximity to the antiferromagnetic (AF) ordered state in the phase diagram [1]. Since some of these unusual properties suggest analogies with high- $T_c$  cuprates [2], it was pointed out by many authors that the AF spin-fluctuation should play an important role for the occurrence of superconductivity [3,4].

Unconventional superconductivity is characterized by a superconducting gap with nodes along certain crystal directions. Since the superconducting gap structure is intimately related to the pairing interaction, its identification is crucial for understanding the pairing mechanism. Although the structure of the superconducting order parameter of  $\kappa$ -(ET)<sub>2</sub>X salts has been examined by several techniques, it is still controversial as we now summarize [1]. Results strongly in favor of unconventional pairing symmetry came from NMR experiments of  $\kappa$ -(ET)<sub>2</sub>Cu[N(CN)<sub>2</sub>]Br, in which the absence of the Hebel-Slichter peak and quadratic  $T$ -dependence of the spin lattice relaxation rate  $1/T_1$  were interpreted as an indication of  $d$ -wave pairing with line nodes [1,5]. The existence of the  $T$ -linear term in the thermal conductivity at low temperatures of  $\kappa$ -(ET)<sub>2</sub>Cu(NCS)<sub>2</sub> also supported the presence of line nodes [6]. However, some of the specific heat and penetration depth studies on

these materials led to conflicting results. For example, recent high-resolution specific heat measurements on  $\kappa$ -(ET)<sub>2</sub>Cu[N(CN)<sub>2</sub>]Br reported a fully gapped superconductivity [7]. Since these measurements rely on the  $T$ -dependence of the physical quantities, it is more desirable to measure the in-plane anisotropy of the gap directly in order to probe the gap structure. Very recently, such an attempt was made by STM [8] and mm-wave transmission [9] experiments. Although both measurements reported the strong modulation of the gap structure, they led to completely different conclusions on the node directions; the former predicts nodes along the directions rotated  $45^\circ$  relative to the **b** and **c**-axes while the latter predicts nodes along the **b** and **c** directions. In interpreting these experiments, one needs to bear in mind that the STM spectrum parallel to the 2D plane can be strongly affected by the atomic state at the edge. Moreover, an alternative interpretation was proposed for the mm-wave transmission experiments [10]. Thus, the gap structure of  $\kappa$ -(ET)<sub>2</sub>X salts is far from settled and the situation strongly confronts us with the need for a powerful directional probe of the superconducting gap.

During the past few years, the understanding of the heat transport in the mixed state of superconductors with anisotropic gap has largely progressed [11]. In particular, it was demonstrated both experimentally and theoretically that the thermal conductivity is a powerful tool for probing the anisotropic gap structure [12–17]. Thermal conductivity has some advantages, compared to other experiments. First, it is a unique transport quantity which does not vanish in the superconducting state, responding to the unpaired quasiparticles (QPs). Second, it is a probe of the *bulk*, free from the surface effect. Third and most importantly, it is indeed a *directional* probe, sensitive to the relative orientation among the thermal flow, the magnetic field, and nodal directions of the order parameter, as we will discuss in detail later. In fact, a clear fourfold modulation of the in-plane thermal conductivity  $\kappa$  with an in-plane magnetic field which reflects

the angular position of nodes of  $d_{x^2-y^2}$  symmetry was observed in  $\text{YBa}_2\text{Cu}_3\text{O}_{7-\delta}$  [12] and 2D heavy fermion superconductor  $\text{CeCoIn}_5$  [17]. These fact demonstrate that the thermal conductivity tensor can be a relevant probe of the superconducting gap structure. In this Letter, we have measured the thermal conductivity tensor of  $\kappa\text{-(ET)}_2\text{Cu(NCS)}_2$  in magnetic field rotating within the 2D superconducting planes. The superconducting gap structure was successfully determined by the angular variation of  $\kappa$ . On the basis of these findings, we discuss the nature of the superconductivity of  $\kappa\text{-(ET)}_2\text{Cu(NCS)}_2$ .

Single crystals  $\kappa\text{-(ET)}_2\text{Cu(NCS)}_2$  were grown by conventional electrochemical method and their approximate sizes are  $2 \times 1 \times 0.1 \text{ mm}^3$ . The thermal conductivity was measured by the steady-stated method with one heater and two  $\text{RuO}_2$  thermometers. The heat current  $\mathbf{q}$  was applied along the  $\mathbf{b}$ -direction. The upper inset of Fig. 1 shows the Fermi surface. In the present measurements, it is very important to rotate  $\mathbf{H}$  within the 2D  $bc$ -planes with very high accuracy because a slight field-misalignment produces 2D pancake vortices which might act as a strong scattering center of the thermal current. Special care was therefore taken to keep the perpendicular field due to the misalignment less than  $H_{c1}$  perpendicular to the layers, so that *the condition for the absence of pancake vortices (lock-in state) was always fulfilled while rotating  $\mathbf{H}$*  [18]. For this purpose, we used a system with two superconducting magnets generating  $\mathbf{H}$  in two mutually orthogonal directions and a  $^3\text{He}$  cryostat equipped on a mechanical rotating stage with a minimum step of  $1/500$  degree at the top of the Dewar. Computer-

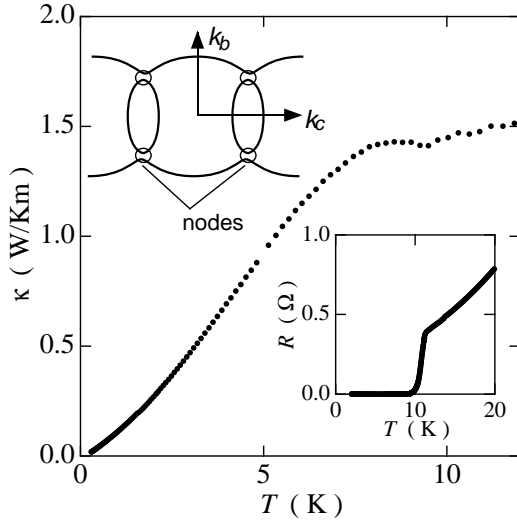


FIG. 1.  $T$ -dependence of the thermal conductivity in zero field. The heat current  $\mathbf{q}$  was applied along the  $\mathbf{b}$ -direction. The upper inset: The Fermi surface of  $\kappa\text{-(ET)}_2\text{Cu(NCS)}_2$ . The Fermi surface consists of quasi-1D and 2D hole pocket. The node directions determined in our experiment are also shown. Lower inset: The resistive transition at  $T_c$ .

controlling two magnets and the rotating stage, we were able to rotate  $\mathbf{H}$  continuously within the 2D planes with a misalignment of less than 0.01 degree from the plane, which we confirmed by the simultaneous measurement of the resistivity.

We first discuss the  $T$ - and  $H$ - dependence of  $\kappa$ . The observed  $T$ - and  $H$ - dependence were very similar to the results of Ref. [6]. Figure 1 depicts the  $T$ -dependence of  $\kappa$ . Upon entering the superconducting state,  $\kappa$  exhibits a kink and rises to the maximum value just below  $T_c$ . As discussed in detail in Ref. [6], the enhancement of  $\kappa$  below  $T_c$  reflects the increase of the phonon mean free path by the electron condensation, which is so because the phonon thermal conductivity  $\kappa^{ph}$  well dominates over the electronic thermal conductivity  $\kappa^{el}$  near  $T_c$ . Figures 2 (a) and (b) depict the  $H$ -dependence of  $\kappa$  in perpendicular ( $\mathbf{H} \perp bc$ -plane) and parallel ( $\mathbf{H} \parallel bc$ -plane) field, respectively. In perpendicular field,  $\kappa(H)$  shows a monotonic decrease up to  $H_{c2}$  above 1.6 K, which can be attributed to the suppression of the phonon mean free path by the introduction of the vortices. Below 1.6 K,  $\kappa(H)$  exhibits a dip below  $H_{c2}$ . The minimum of  $\kappa(H)$  appears as a result of a competition between  $\kappa^{ph}$  which always decreases with  $H$  and  $\kappa^{el}$  which increases steeply near  $H_{c2}$ . Then the magnitude of the increase of  $\kappa(H)$  below  $H_{c2}$

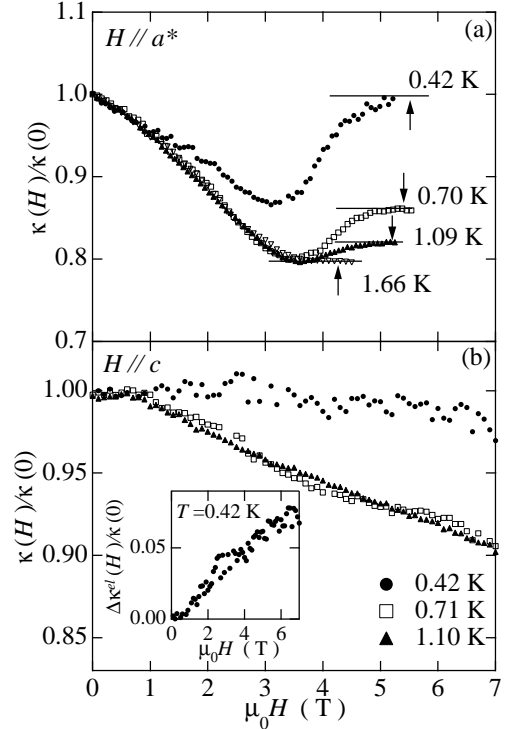


FIG. 2.  $H$ -dependence of the in-plane thermal conductivity (a) in perpendicular and (b) in parallel field ( $\mathbf{H} \parallel c$ ) at low temperatures. Deviation from the horizontal line shown by arrows marks  $H_{c2}$ . Inset:  $H$ -dependence of  $\Delta\kappa^{el}/\kappa(0)$  in parallel field. For details, see the text.

provides a lower limit of the electronic contribution, which grows rapidly below 0.7 K;  $\kappa_n^{el}/\kappa_n$  is roughly estimated to be  $\gtrsim 5\%$  at 0.7 K and  $\gtrsim 15\%$  at 0.42 K, where  $\kappa_n^{el}$  and  $\kappa_n$  are the electronic and total thermal conductivity in the normal state above  $H_{c2}$ , respectively. In parallel field with much higher  $H_{c2}$  ( $\gtrsim 30$  T),  $\kappa(H)$  decreases monotonically at all temperatures. While  $\kappa(H)/\kappa(0)$  shows a similar  $H$ -dependence at 0.71 K and 1.1 K, it deviates from this pattern at 0.42 K. Since the electronic contribution grows rapidly below 0.7 K, this deviation can be attributed to  $\kappa^{el}$ . In the inset of Fig. 2(b), we show  $\Delta\kappa^{el}(H)/\kappa(0)$  ( $\equiv \frac{\kappa^{el}(H) - \kappa^{el}(0)}{\kappa(0)}$ ) at 0.4 K, assuming that  $\kappa^{ph}/\kappa(0)$  has the same  $H$ -dependence.

We now move on to the angular variation of  $\kappa$  as  $\mathbf{H}$  is rotated within the 2D planes. Figures 3 (a)-(c) display  $\kappa(\mathbf{H}, \theta)$  as a function of  $\theta = (\mathbf{q}, \mathbf{H})$  at low temperatures, which are measured in rotating  $\theta$  after field cooling at  $\theta = 0^\circ$ . The consecutive measurement with an inverted rotating direction did not produce any hysteresis in  $\kappa(\mathbf{H}, \theta)$ , which demonstrate that the field trapping related to the pinning of the Josephson vortices is negligibly small. At 0.72 K,  $\kappa(\mathbf{H}, \theta)$  shows a minimum at  $\theta = 90^\circ$ . Similar  $\theta$ -dependence was observed at higher temperatures. On the other hand, the angular variation changes dramatically at lower temperatures, exhibiting a double minimum as shown in Figs. 3(b) and (c). In all data, as shown by the solid lines in Figs. 3 (a)-(c),  $\kappa(\mathbf{H}, \theta)$  can be decomposed into three terms with different symme-

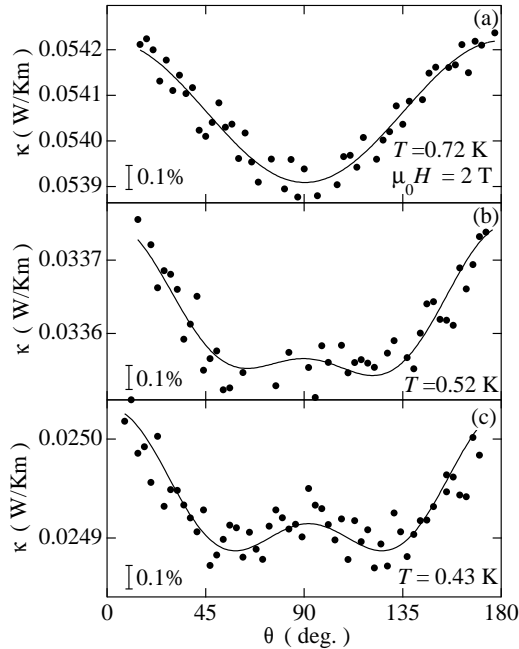


FIG. 3. (a)-(c) Angular variation of  $\kappa(\mathbf{H}, \theta)$  in  $|\mu_0 \mathbf{H}| = 2$  T for different temperatures.  $\theta = (\mathbf{q}, \mathbf{H})$ . The solid lines represent the results of the fitting by the function  $\kappa(H, \theta) = C_0 + C_{2\theta} \cos 2\theta + C_{4\theta} \cos 4\theta$ , where  $C_0$ ,  $C_{2\theta}$  and  $C_{4\theta}$  are constants.

tries;  $\kappa(\theta) = \kappa_0 + \kappa_{2\theta} + \kappa_{4\theta}$  where  $\kappa_0$  is a  $\theta$ -independent term, and  $\kappa_{2\theta} = C_{2\theta} \cos 2\theta$  and  $\kappa_{4\theta} = C_{4\theta} \cos 4\theta$  are terms with two and fourfold symmetry with respect to the in-plane rotation, respectively. The term  $\kappa_{2\theta}$ , which has a minimum at  $\mathbf{H} \perp \mathbf{q}$ , appears as a result of the difference of the scattering rate for QPs and phonons traveling parallel to the vortex and for those moving in the perpendicular direction. Since a large twofold symmetry is observed even above 0.7 K where  $\kappa^{ph}$  dominates,  $\kappa_{2\theta}$  is mainly phononic in origin. In what follows, we will address the fourfold symmetry which is directly related to the electronic structure.

Figures 4 (a)-(c) display  $\kappa_{4\theta}$  normalized by  $\kappa_n$  after the subtraction of the  $\kappa_0$ - and  $\kappa_{2\theta}$ -terms from the total  $\kappa$ . At  $T = 0.72$  K, the fourfold component is extremely small;  $|C_{4\theta}|/\kappa_n < 0.1\%$ . On the other hand, a clear fourfold component with  $|C_{4\theta}|/\kappa_n \sim 0.2\%$  is resolved at 0.52 and 0.43 K. As discussed before, the contribution of  $\kappa^{el}$  grows rapidly below 0.7 K and occupies a substantial portion of the total  $\kappa$  at 0.4 K. Therefore it is natural to consider that the fourfold oscillation is purely electronic in origin. Although  $|C_{4\theta}|$  at 0.42 K is as small as 0.2% in  $\kappa_n$ , it occupies approximately 1.5-2% in  $\kappa_n^{el}$  and occupies a few % in  $\kappa^{el}(0)$  assuming  $\kappa_n^{el}/\kappa_n \sim 0.15$ . We note that this value is one order of magnitude larger than that in  $\text{Sr}_2\text{RuO}_4$  with an isotropic gap in the plane [16]. We address the origin for the fourfold symmetry. The most important issue here is “Is the observed fourfold symmetry in  $\kappa^{el}$  a consequence of the line nodes perpendicular

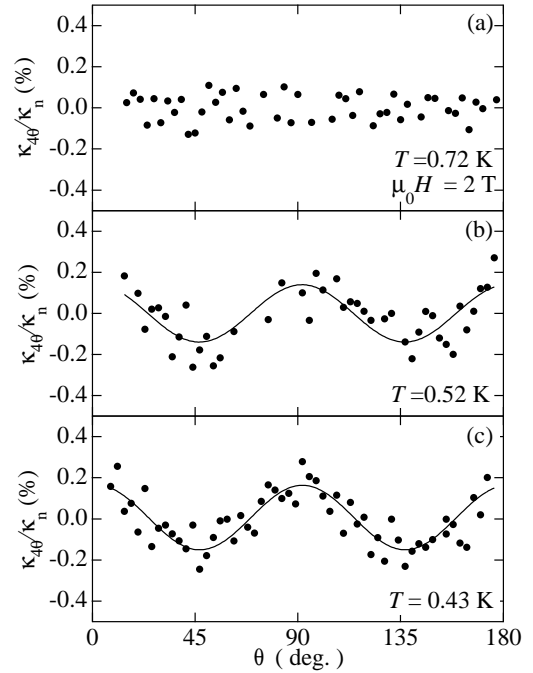


FIG. 4. (a)-(c) The fourfold symmetry  $\kappa_{4\theta}$  obtained from Figs. 3 (a)-(c). The solid lines represent  $C_{4\theta} \cos 4\theta$ . For details, see the text.

to the layer?". We will show that the band structure inherent to the crystal is very unlikely to be an origin of the fourfold symmetry. First, it can be shown that a fourfold distortion of the Fermi surface will only enter as a secondary effect in  $\kappa^{el}$  [19]. Second, the band structure of this material is nearly elliptic with twofold symmetry. It follows then that the fourfold modulation of the Fermi surface, if exists, should be much smaller than the amplitude of the twofold symmetry. In fact, the in-plane magnetoconductivity  $\Delta\sigma(\mathbf{H}, \theta) = \sigma(\mathbf{H}, \theta) - \sigma(H = 0)$  above  $T_c$ , which is extremely small due to the strong two dimensionality, does not show a discernible fourfold symmetry. On the contrary, the amplitude of the fourfold symmetry is comparable or larger than that of the twofold symmetry in  $\kappa^{el}$ , because the twofold symmetry in the total  $\kappa$  shown in Fig. 3 (a)-(c) is mainly due to phonon as discussed before. These considerations lead us to conclude that *the observed fourfold symmetry originates from the superconducting gap nodes*. [20].

In the thermal transport in the superconductors with nodes, the dominant effect in a magnetic field is the Doppler shift of the delocalized QP energy spectrum, which occurs due to the presence of a superfluid flow around each vortex, and generates a nonzero QP density of states (DOS) at the Fermi surface (Volovik effect) [21]. While the Doppler shift increases  $\kappa^{el}$  with  $H$  through the enhancement of the DOS, it can also lead to a decrease of  $\kappa^{el}$  through the suppression of impurity scattering time and Andreev scattering time off the vortices. At high temperatures, the latter effect is predominant, but eventually gives way to the former at low temperatures, as demonstrated in high- $T_c$  cuprates [22]. Since  $\kappa^{el}$  increases with  $H$  as shown in the inset of Fig. 2(b), the enhancement of the DOS is the main origin for the  $H$ -dependence of  $\kappa^{el}$  at 0.42 K [23]. In this case, rotating  $\mathbf{H}$  within the 2D-plane gives rise to the fourfold oscillation in  $\kappa^{el}$  associated with the DOS oscillation [14,15]. This effect arises because the DOS depends sensitively on the angle between  $\mathbf{H}$  and the direction of the nodes of the order parameter, because the QPs contribute to the DOS when their Doppler-shifted energies exceed the local energy gap. The DOS oscillation with fourfold symmetry gives rise to  $\kappa^{el}$  which attains its maximum value when  $\mathbf{H}$  is directed to the antinodal directions and turns minimum when  $\mathbf{H}$  is directed along the nodal directions (see Fig. 2 in Ref. [15]). According to Ref. [14], the amplitude of the fourfold symmetry in the  $d$ -wave superconductors arising from the DOS oscillation is roughly estimated as  $|C_{4\theta}|/\kappa^{el}(0) = 0.082 \frac{v_F v'_F e H}{3\pi\Gamma\Delta} \sqrt{\ln(\sqrt{32\Delta/\pi\hbar\Gamma})}$ . Here  $\Delta$  is the superconducting gap,  $\Gamma$  is the QP relaxation rate,  $v_F$  and  $v'_F$  are the in-plane and out-of-plane Fermi velocity, respectively. Using  $\Gamma \sim 2 \times 10^{11} \text{s}^{-1}$ ,  $2\Delta/k_B T_c = 3.54$ ,  $v_F \sim 5 \times 10^4 \text{m/s}$ , and  $v'_F \sim 2.5 \times 10^3 \text{m/s}$ , gives  $|C_{4\theta}|/\kappa^{el}(0) \sim 2\%$ . Thus the DOS oscillation by Volovik effect yields  $|C_{4\theta}|/\kappa^{el}(0)$  which is in the same

order to the data.

The fourfold symmetry enables us to specify the node directions, which is crucial for understanding the pairing interaction.  $\kappa_{4\theta}$  exhibits a maximum when  $\mathbf{H}$  is applied parallel to the  $\mathbf{b}$  and  $\mathbf{c}$  axes of the crystal, showing *the gap nodes along the directions rotated  $45^\circ$  relative to the  $\mathbf{b}$  and  $\mathbf{c}$ -axes*; the nodes are situated near the band gap between the 1D and 2D bands (see the upper inset of Fig. 1). This result is consistent with the STM experiments [8]. We emphasize here that *the determined nodal structure is inconsistent with the recent theories based on the AF fluctuation*. If one assumes an AF fluctuation scenario, it is natural to expect the nodes to be along the  $\mathbf{b}$  and  $\mathbf{c}$  directions. This is because the AF ordering vectors become parallel to the  $\mathbf{b}$ -axis, which would provide a partial nesting. If we take the same conventions for the magnetic Brillouin zone as the high- $T_c$  cuprates with  $d_{x^2-y^2}$  symmetry (see Fig. 1 (c) in Ref. [3]), the superconducting gap symmetry of  $\kappa$ -(ET) $_2$ Cu(NCS) $_2$  is  $d_{xy}$ . It is interesting to note that superconductivity with  $d_{xy}$  symmetry has been theoretically suggested based on the charge fluctuation scenario [24]. Our present results may bear implications on this issue.

In summary, the thermal conductivity tensor of  $\kappa$ -(BEDT-TTF) $_2$ Cu(NCS) $_2$  was studied in a magnetic field rotating within the 2D superconducting planes. The observed fourfold oscillation provides a strong evidence of  $d$ -wave symmetry. From its sign, the node directions are successfully specified. These results place strong constraints on models that attempt to explain the mechanism of the superconductivity of  $\kappa$ -(BEDT-TTF) $_2$ Cu(NCS) $_2$ .

We thank M. Imada, K. Kanoda, K. Kuroki, M. Ogata, A. Tanaka and K. Ueda for stimulating discussions. We are also grateful to K. Maki for several comments and for showing unpublished results.

- 
- [1] K. Kanoda, Physica C **282-287**, 299 (1997) and references therein.
  - [2] For review, see R. H. McKenzie, Science **278**, 820 (1997); Comments Cond. Matt. Phys. **18**, 309 (1998).
  - [3] J. Schmalian, Phys. Rev. Lett. **81**, 4232 (1998).
  - [4] H. Kino, and H. Kontani, J. Phys. Soc. Jpn. **67**, 3691 (1998); H. Kondo, and T. Moriya, *ibid.* **67**, 3695 (1998); K. Kuroki and H. Aoki, Phys. Rev. B **60**, 3060 (1999).
  - [5] H. Mayaffre *et al.*, Phys. Rev. Lett. **75**, 4122 (1995); S. D. De Soto *et al.* Phys. Rev. B **52**, 10364 (1995).
  - [6] S. Belin *et al.*, Phys. Rev. Lett. **81**, 4728 (1998).
  - [7] H. Elsinger *et al.*, Phys. Rev. Lett. **84**, 6098 (2000).
  - [8] T. Arai *et al.*, Phys. Rev. B **63**, 104518 (2001).
  - [9] J.M. Schrama *et al.*, Phys. Rev. Lett. **83**, 3041 (1999).
  - [10] S. Hill *et al.*, Phys. Rev. Lett. **86**, 3451 (2001);

- T. Shibauchi *et al.*, *ibid* **86**, 3452 (2001).
- [11] C. Kübert and P.J. Hirschfeld, Phys. Rev. Lett. **80**, 4963 (1998); M. Franz, *ibid.* **82**, 1760 (1999); I. Vekhter and A. Houghton, *ibid.* **83**, 4626 (1999); Yu.S. Barash and A. A. Svidzinsky, Phys. Rev. B **58**, 6476 (1998).
  - [12] F. Yu *et al.*, Phys. Rev. Lett. **74**, 5136 (1995); H. Aubin *et al.*, *ibid.* **78**, 2624 (1997).
  - [13] K. Maki *et al.*, Physica C **341-348**, 1647 (2000).
  - [14] H. Won and K. Maki, cond-mat/0004105.
  - [15] I. Vekhter *et al.*, Phys. Rev. B **59**, R9023 (1999).
  - [16] K. Izawa *et al.*, Phys. Rev. Lett. **86**, 2653 (2001).
  - [17] K. Izawa *et al.*, Phys. Rev. Lett. in press (2001).
  - [18] P.A. Mansky *et al.*, Phys. Rev. B **50**, 15929 (1994).
  - [19] K. Maki, private commun.
  - [20] We comment on a very anisotropic *s*-wave state. The lower limit of the gap anisotropy ratio  $\Delta_{max}/\Delta_{min}$  is roughly estimated from the observed fourfold oscillation as  $\Delta_{max}/\Delta_{min} \gg \Delta_{max}/\sqrt{\hbar v_F v'_F e H} \simeq 5$ . However an *s*-wave gap with such a large anisotropy is very unlikely to be realized in  $\kappa$ -(ET)<sub>2</sub>Cu(NCS)<sub>2</sub> with its rather simple Fermi surface.
  - [21] G.E. Volovik, JETP Lett. **58**, 469 (1993).
  - [22] H. Aubin *et al.*, Phys. Rev. Lett. **82**, 624 (1999); M. Chiao *et al.*, *ibid.* **82**, 2943 (1999).
  - [23] The microwave surface impedance measurements show that the suppression of the QP scattering rate below  $T_c$  is absent. This fact implies that the Andreev scattering is much less important for  $\kappa(H)$  compared to high- $T_c$  cuprates and gives support to our conclusion.
  - [24] D.J. Scalapino *et al.*, Phys. Rev. B, **35**, 6694 (1987); J. Merino and R.H. McKenzie, cond-mat/0106425.