

Monte Carlo Methods for Small Molecule High-Throughput Experimentation

Ligang Chen and Michael W. Deem
Department of Chemical Engineering
University of California
Los Angeles, CA 90095–1592

Corresponding author: M. W. Deem, mwdeem@ucla.edu, 310-267-0169.

To appear in *J. Chem. Inf. Comput. Sci.*

November 3, 2018

Abstract

By analogy with Monte Carlo algorithms, we propose new strategies for design and redesign of small molecule libraries in high-throughput experimentation, or combinatorial chemistry. Several Monte Carlo methods are examined, including Metropolis, three types of biased schemes, and composite moves that include swapping or parallel tempering. Among them, the biased Monte Carlo schemes exhibit particularly high efficiency in locating optimal compounds. The Monte Carlo strategies are compared to a genetic algorithm approach. Although the best compounds identified by the genetic algorithm are comparable to those from the better Monte Carlo schemes, the diversity of favorable compounds identified is reduced by roughly 60%.

1 Introduction

High-throughput synthesis is now established as one of the methods for the discovery of new drugs, materials, and catalysts. High-throughput, or combinatorial, methods allow for simultaneous creation of a large number of structurally diverse and complex compounds,¹⁻³ generalizing the traditional techniques of single compound synthesis. Parallel synthesis and split/pool synthesis^{4,5} on solid phase, for example, are two commonly used methods for combinatorial synthesis. After combinatorial synthesis of the desired number of compounds, high-throughput screening is used to identify the few molecules optimally possessing the property of interest. Among the high-throughput methodologies, small molecule combinatorial chemistry is the most developed and has been applied successfully in areas such as transition metal complexation,⁶ chemical genetic screening,⁷ catalysis,⁸ and drug discovery.⁹

High-throughput chemistry can be viewed as a search over a multi-dimensional space of composition variables for molecules possessing a high degree of the desired function, or figure of merit. Indeed, the parallel synthesis and split/pool synthesis methods search the composition space in a regular, grid-like fashion. As the complexity of the molecular library grows, the number of dimensions in the composition variable space grows, and with a grid-like method, the number of compounds that must be synthesized to search the space grows exponentially. Synthesis and screening of mixtures of compounds can partially alleviate the dimensional curse.¹⁰ However, a mixture approach raises the question of how to deconvolute and interpret the results. The greater the degree of mixing, the stronger the synergistic effects can be in the mixture, and the more difficult it is to identify individual compounds responsible for the activity.¹¹

The challenge of searching the composition space in an efficient way has led to extensive efforts in the rational design of combinatorial, or high-throughput, libraries. A basic assumption in library design is that structurally similar compounds tend to display similar activity profiles. By designing libraries with maximum structural diversity, the potential for finding active compounds in the high-throughput screenings can be enhanced. This design approach requires a quantitative account of the structural and functional diversity of the library, and many descriptors have been developed.¹² Optimization of a library to maximum diversity is then driven by a reliable statistical method. Several structurally diverse libraries have been successfully designed along these lines.^{13,14} For example, strategies have been presented to optimize the structural diversity of libraries of potential substituents or entire molecules by using stochastic optimization of diversity functions and a point mutation Monte Carlo technique.¹⁵ Peptide libraries have been designed by using topological descriptors and quantitative structure-activity relationships combined with a genetic algorithm and simulated annealing.¹⁶⁻¹⁸ Diverse libraries of synthetic biodegradable polymers have been designed by using molecular topology descriptors and a genetic algorithm.¹⁹ Similarly, peptoid libraries have been designed by using multivariate quantitative structure-activity relationships and statistical experimental design.²⁰

The question of how an initial library should be redesigned for subsequent rounds of high-throughput experimentation in light of the results of the first round of screening remains unanswered. In this paper, we suggest that Monte Carlo methods provide a natural means for library redesign in high-throughput experimentation. The Monte Carlo method is a well-known statistical method for sampling large spaces efficiently and ergodically. There is a

striking analogy between searching configuration space for regions of low free energy in a Monte Carlo simulation and searching composition space for regions of high figure of merit in a combinatorial chemistry experiment. Importantly, Monte Carlo methods do not suffer the curse of dimensionality. A Monte Carlo approach should, therefore, be exponentially more efficient than a regular, grid-like method for libraries of complex molecules. Indeed, a Monte Carlo approach to materials discovery proves to be dramatically more efficient than does a grid-based approach.²¹ The application of Monte Carlo methods to small molecule high-throughput experimentation differs from the conventional computer simulation technique in several aspects. First, the variables in molecular high-throughput experimentation are discrete, and no continuous moves are available. Second, multiple simultaneous searches of the variable space are performed in high-throughput experimentation when screening the large libraries. Finally, temperature has a natural meaning in Monte Carlo computer simulation, whereas "temperature" is simply a control parameter in a Monte Carlo protocol for high-throughput experimentation. In principle, the temperature in the protocol serves to specify how strong is the differentiation between compounds with low and high figures of merit. In practice, temperatures that are too low may cause the method to become trapped in local optima unless a sufficiently powerful Monte Carlo scheme is used.

Despite the many successes of high-throughput experimentation, the method has been criticized as a simple machinery, lacking incorporation of *a priori* knowledge when compared with the traditional synthetic approach. *A priori* knowledge, such as chemical intuition, previous database or experimental information, well-known theory, patentability, or other specific constraints, are indispensable to an efficient library design and are the traditional province of the synthetic chemist. Fascinatingly, the Monte Carlo approach to high-throughput experimentation can naturally incorporate such knowledge in the experimental design through the technique of biased Monte Carlo.

Genetic algorithms are the computational analog of Darwinian evolution. Typically, a genetic algorithm consists of three basic processes: crossover, mutation, and selection. In the crossover step, new compounds are generated by mixing the compositions of parent compounds. In the mutation step, individual molecules are changed at random. In the selection step, the best molecules are identified for the next round. The application of genetic algorithms to combinatorial synthesis and library design has achieved considerable success.^{22–25} Nonetheless, unlike Monte Carlo algorithms, genetic algorithms do not satisfy detailed balance. Because of this, genetic algorithms can not be guaranteed to sample properly the variable space or to locate optimal molecules. Furthermore, in most experiments, one wants to identify several initially promising molecules in the hope that, among them, a few can survive further stringent screenings, such as patentability or lack of side effects.²⁶ In the genetic approach, however, all the molecules in the library tend to become similar to each other due to the crossover step. While diversity can be encouraged in a genetic approach,^{27,28} diversity can never be guaranteed. The Monte Carlo approach, on the other hand, can maintain or even increase the diversity of a molecular library, due to the satisfaction of detailed balance.

In this paper, we propose several strategies for small molecule high-throughput experimentation derived by analogy with Monte Carlo methods. We compare these Monte Carlo protocols to the genetic algorithm approach. In order to make this comparison and to demonstrate the effectiveness of the Monte Carlo approach, we perform simulated high-throughput experiments. In section 2, we introduce a random energy model that we use as a surro-

gate for experimental measurement of the figure of merit. The random energy model is not fundamental to the protocols; it is introduced as a simple way to test, parameterize, and validate the various searching methods. In an experimental implementation, the random energy model would be replaced by the value returned by the screen. In section 3, we introduce the Monte Carlo protocols and provide a means to calculate the diversity of a library. In section 4, we compare the various protocols. In section 5, we discuss some implications of these results. We conclude in section 6.

2 Space of Variables and A Random Energy Model for Small Molecule High-Throughput Experimentation

To quantitatively describe the molecules in a high-throughput library, we uniquely characterize each molecule by its composition, such as the identity of the core and substituents. For specificity, we will consider the figure of merit of interest to be a binding constant, but our results should be generically valid. A schematic view of our model is presented in Figure 1. For simplicity, we consider the small molecule to consist of one core, drawn from a library of cores, and six binding substituents, each drawn from a single library of substituents.²⁹ Numerous energetic interactions could exist between this molecule and the substrate. It is commonly believed that descriptors can be directly related to compound performance. A large class of descriptors, such as one-dimensional, two-dimensional, three-dimensional, and BCUT descriptors, has been used to measure the diversity between substituents, cores, and molecules in the literature.¹²⁻¹⁴ To simplify, we will limit ourselves to a set of six weakly correlated descriptors for each substituents and core. For example, the descriptors could be hydrogen bond donors, hydrogen bond acceptors, flexibility, an electro-topological calculation, $\text{clog}P$, and aromatic density.¹⁴

To carry out the simulated experiments, we need a figure of merit function that mimics the experimental step of measuring the figure of merit. Once constructed or “synthesized,” the molecules are scored by the model, which takes the composition or molecular descriptors as input. A random energy model can mimic the generic features of an experimental figure of merit. For example, the NK model is used to model combinatorial chemistry experiments on peptides,³⁰ the block NK³¹ and generalized NK³² models are used to model protein molecular evolution experiments, and the random phase volume model is used to model materials discovery.²¹

The basic building block for our random energy model is a random polynomial of n descriptors, x_1, \dots, x_n :

$$F(x_1, \dots, x_n, \{G\}) = \sum_{k=0}^q \sum_{\substack{i_1 + \dots + i_n = k \\ i_1, \dots, i_n \geq 0}} f_{i_1 \dots i_n; k}^{\frac{1}{2}} \xi^{-k} G_{i_1 \dots i_n} x_1^{i_1} \dots x_n^{i_n} \quad (1)$$

Here q is the degree of the polynomial, $G_{i_1 \dots i_n}$ are the fixed coefficients of the polynomial, and $f_{i_1 \dots i_n; k}$ are constant symmetry factors,

$$f_{i_1 \dots i_n; k} = \frac{k!}{i_1! \dots i_n!} \quad (2)$$

We choose to take the square root of f here because we consider each term of the unsymmetrized polynomial to be random. The scale factor ξ is used to equalize roughly the contributions from each term of the polynomial. Since x_i will be drawn from a Gaussian random distribution of zero mean and unit variance, we set

$$\xi = \left(\frac{\langle x^q \rangle}{\langle x^2 \rangle} \right)^{\frac{1}{q-2}} = \left(\frac{q!}{(q/2)!2^{q/2}} \right)^{\frac{1}{q-2}} \quad (3)$$

We use $q = 6$ and $n = 6$ in our random energy model.

The random energy model accounts for contributions to substrate binding arising from interactions between the substrate and core and from interactions between the substrate and each of the substituents. In addition, synergistic effects between the substituents and core are incorporated. Consider, for example, a molecule made from core number m from the core library and substituents number s_1, \dots, s_6 from the substituent library. The core is characterized by six descriptors, $D_1^{(m)}, \dots, D_6^{(m)}$. Similarly, each substituent is characterized by six descriptors, $d_1^{(s_i)}, \dots, d_6^{(s_i)}$. We denote the core contribution to binding by E_C and the substituent contributions by E_S . We denote the contribution due to synergistic substituent-substituent interactions by E_{SS} and the contribution due to synergistic core-substituent interactions by E_{CS} . The total contribution to the figure of merit is, then,

$$E = E_S + E_C + E_{SS} + E_{CS} \quad (4)$$

Each of these factors is given in terms of the random polynomial:

$$E_S = \alpha_1 \sum_{i=1}^6 F(d_1^{(s_i)}, \dots, d_6^{(s_i)}, \{G_S\}) \quad (5)$$

$$E_C = \alpha_2 F(D_1^{(m)}, \dots, D_6^{(m)}, \{G_C\}) \quad (6)$$

$$E_{SS} = \alpha_3 \sum_{i=1}^6 h_i F(d_{j_1}^{(s_i)}, d_{j_2}^{(s_i)}, d_{j_3}^{(s_i)}, d_{j_4}^{(s_{i+1})}, d_{j_5}^{(s_{i+1})}, d_{j_6}^{(s_{i+1})}, \{G_{SS}\}) \quad (7)$$

$$E_{CS} = \alpha_4 \sum_{i=1}^6 h_i F(d_{k_1}^{(s_i)}, d_{k_2}^{(s_i)}, d_{k_3}^{(s_i)}, D_{k_4}^{(m)}, D_{k_5}^{(m)}, D_{k_6}^{(m)}, \{G_{CS}\}) \quad (8)$$

where the $\{G_S\}$, $\{G_C\}$, $\{G_{SS}\}$, and $\{G_{CS}\}$ are four sets of fixed random Gaussian variables with zero mean and unit variance. The α_i are constants to be adjusted so that the synergistic terms will contribute in desired percentages, and h_i is a structural constant indicating the strength of the interaction at binding site i . The interaction strengths h_i are chosen from a Gaussian distribution of zero mean and unit variance for each site on each core. Only synergistic interactions between neighboring substituents are considered in E_{SS} , and it is understood that s_7 refers to s_1 in eq 7. In principle, the polynomial in eq 7 could be a function of all 12 descriptors of both substituents. We assume, however, that important contributions come from interactions among three randomly chosen distinct descriptors of substituent s_i , $d_{j_1}^{(s_i)}$, $d_{j_2}^{(s_i)}$, and $d_{j_3}^{(s_i)}$, and another three randomly chosen distinct descriptors of substituent s_{i+1} , $d_{j_4}^{(s_{i+1})}$, $d_{j_5}^{(s_{i+1})}$, and $d_{j_6}^{(s_{i+1})}$. Similarly, we assume that core-substituent contributions come from interactions between three randomly chosen distinct descriptors of

the substituent, $d_{k_1}^{(s_i)}$, $d_{k_2}^{(s_i)}$, and $d_{k_3}^{(s_i)}$, and another three randomly chosen distinct descriptors of the core, $D_{k_4}^{(m)}$, $D_{k_5}^{(m)}$, and $D_{k_6}^{(m)}$. Both j_i and k_i are descriptor indices ranging from 1 to 6. Assuming that we have integrated out the degrees of freedom of the substrate, these indices depend only on the core.

The parameters in the random energy model are chosen to mimic the complicated interactions between a small molecule and a substrate. We choose to focus on the case where these interactions are unpredictable, which is typical. That is, in a typical experiment, it would not be possible to predict the value of the screen in terms of molecular descriptors. Indeed, when rational design fails, an intelligent use of high-throughput experimentation is called for. The task of library design and redesign, rather than single molecule design, is the one we address in the next section.

3 Monte Carlo Strategies and Diversity Measurement

Before initiating the Monte Carlo protocol, we first build the core and substituent libraries. We denote the size of the core library by N_C and the size of the substituent library by N_S . In a real experiment, the six descriptors would then be calculated for each core and substituent. In the simulated experiment, the values of the six descriptors of each substituent and core are extracted from a Gaussian random distribution with zero mean and unit variance. In the simulated experiment, we also associate two sets of random interaction descriptor indices to each core for the interaction terms in eqs 7 and 8.

To give a baseline for comparison, we first design the library using a random construction. New molecules are constructed by random selection of one core and six substituents from the libraries. Since the properties of each substituent and core are assigned randomly, this first library should be reasonably diverse and comparable to examples in literature.

For the Monte Carlo schemes, the initial molecular configurations are assigned randomly as before. The library is modified by the Monte Carlo protocol in subsequent rounds of high-throughput experimentation. Two kinds of move are possible for each molecule in the library, core changes and substituent changes. Either the core is changed with probability p_{core} , or one of the six substituents is picked randomly to change. We denote the probability of changing from core m to m' by $T(m \rightarrow m')$ and from substituent i to i' by $t(i \rightarrow i')$. The new configurations are updated according to the acceptance rule at β , the inverse of the protocol temperature. All the samples are sequentially updated in one Monte Carlo round.

For the simple Metropolis method, the transition matrices are

$$T(m \rightarrow m') = 1/N_C \tag{9}$$

$$t(i \rightarrow i') = 1/N_S \tag{10}$$

and the acceptance rule is

$$\text{acc}(o \rightarrow n) = \min[1, \exp(-\beta\Delta E)] \tag{11}$$

To make use of the idea that smaller moves are accepted more often, we could try to choose a modified substituent or core that is similar to current one, that is, we could use a transition

matrix weighted towards those substituents or cores close to the current one in the six-dimensional descriptor space. Interestingly, this refinement turns out not to work any better than does the simple random move. It seems that even a small move in the descriptor space is already much larger than the typical distance between peaks on the figure of merit landscape.

Biased Monte Carlo methods have been shown to improve the sampling of complex molecular systems by many orders of magnitude.³³ In contrast to conventional Metropolis Monte Carlo, trial moves in biased schemes are no longer chosen completely at random. By generating trial configurations with a probability that depends on *a priori* knowledge, the moves are more likely to be favorable and more likely to be accepted. As we are dealing with a discrete configurational space, the implementation of biased Monte Carlo in this case is relatively simple. First, we need a biasing term for both substituents and cores. Since the form of this term is not unique, we can proceed in several different ways. One strategy is to bias our choice of core and substituent on the individual contributions of the cores and substituents to the figure of merit. We might know, or be able to estimate, these contributions from theory. For the random energy model, for example, we know

$$e^{(i)} = \alpha_1 F(d_1^{(i)}, \dots, d_6^{(i)}, \{G_S\}) \quad (12)$$

$$E^{(m)} = \alpha_2 F(D_1^{(m)}, \dots, D_6^{(m)}, \{G_C\}) \quad (13)$$

where $e^{(i)}$ is the bias energy to the substituent i in the library, and $E^{(m)}$ the bias energy of core m in the library. Alternatively, we can estimate the contribution of each substituent or core to the figure of merit experimentally.³⁴⁻³⁶ A electrospray ionization source coupled to a mass spectrometer, for example, can serve this purpose.³⁷ To measure the contributions, we do a pre-experiment on 10000 randomly constructed molecules. This number of compounds will give on average each substituent 60 hits and each core 667 hits. By averaging the figure of merit of the molecules containing a particular substituent or core over the total number of hits, we can obtain experimental estimates of $e^{(i)}$ and $E^{(m)}$. Using these two methods of bias, we construct three different types of biased Monte Carlo schemes: theoretical biased move, experimental biased move, and mixed biased move. In theoretical bias, both $e^{(i)}$ and $E^{(m)}$ are from the random energy model. In experimental bias, both $e^{(i)}$ and $E^{(m)}$ are calculated from the pre-experiment. In mixed bias, $e^{(i)}$ comes from the random energy model, while $E^{(m)}$ comes from the pre-experiment.

These biases tend to exhibit a large gap between a few dominant cores and substituents and the rest. To ensure the participation of more substituents and cores in the strategy, we introduce cutoff energies for the substituent and core, e_c and E_c . We arbitrarily choose e_c to be the 21st lowest substituent energy and E_c to be the 4th lowest core energy. The biased energy, $e_b^{(i)}$, for the i^{th} substituent is

$$e_b^{(i)} = \begin{cases} e^{(i)} & \text{if } e^{(i)} > e_c \\ e_c & \text{otherwise} \end{cases} \quad (14)$$

And the biased energy, $E_b^{(m)}$, for the m^{th} core is

$$E_b^{(m)} = \begin{cases} E^{(m)} & \text{if } E^{(m)} > E_c \\ E_c & \text{otherwise} \end{cases} \quad (15)$$

To correct for this bias, we introduce Rosenbluth factors.³³ Since the transition probabilities are the same at each Monte Carlo step, we have a constant Rosenbluth factor for the substituent

$$w(n) = w(o) = \sum_{i=1}^{N_S} \exp(-\beta e_b^{(i)}) \quad (16)$$

The probability of transition from substituent i to i' is

$$t(i \rightarrow i') = \frac{\exp(-\beta e_b^{(i')})}{w(n)} \quad (17)$$

In the same way, the Rosenbluth factor for the core is

$$W(n) = W(o) = \sum_{m=1}^{N_C} \exp(-\beta E_b^{(m)}) \quad (18)$$

The probability of transition from core m to m' is

$$T(m \rightarrow m') = \frac{\exp(-\beta E_b^{(m')})}{W(n)} \quad (19)$$

Finally, we define the remaining, non-biased part of the figure of merit to be

$$E_b = E - E_b^{(m)} - \sum_{i=1}^6 e_b^{(s_i)} \quad (20)$$

To satisfy the detail balance, the acceptance rule becomes

$$\text{acc}(o \rightarrow n) = \min[1, \exp(-\beta \Delta E_b)] \quad (21)$$

We add a swap move that attempts to exchange fragments between two molecules to the set of Monte Carlo moves. We denote the probability of attempting a swap instead of a single-molecule move as p_{swap} . In a swap move, the cores or a pair of substituents may be swapped between two randomly selected molecules. The probability of switching the core or substituent at the same position is given by p_{swap_C} and p_{swap_S} , respectively. The crossover event from genetic algorithms could also be introduced in the swap moves, but this additional move did not improve the results. The acceptance rule for swapping is $\text{acc}(o \rightarrow n) = \min[1, \exp(-\beta \Delta E)]$.

Parallel tempering is known to be a powerful tool for searching rugged energy landscapes.^{38,39} In parallel tempering, the samples are divided into k groups. The first group of samples is simulated at β_1 , the second group is at β_2 , and so on, with $\beta_1 < \beta_2 < \dots < \beta_k$. At the end of each round, samples in group $i < k$ are allowed to exchange configurations with samples in group $i + 1$ with probability p_{ex} . The corresponding acceptance rule for a parallel tempering exchange is

$$\text{acc}(o \rightarrow n) = \min[1, \exp(\Delta\beta \Delta E)] \quad (22)$$

where $\Delta\beta = \beta_i - \beta_{i+1}$ and ΔE is the difference in energy between the sample in group i and the sample in group $i + 1$. It is important to notice that this exchange step is experimentally

cost-free. Nonetheless, this step can be dramatically effective at facilitating the protocol to escape from local minimum. The number of groups, the number of samples in each group, the value of β_i , and the exchange probability, p_{ex} , are experimental parameters to be tuned.

For comparison, we compare these Monte Carlo protocols to a standard genetic algorithm approach.²²⁻²⁵ In the genetic algorithm, as in the Monte Carlo strategy, we perform multiple rounds of experimentation on a large set of compounds. The difference between the Monte Carlo and the genetic algorithm lies in how the library is redesigned, that is, how the compounds are modified in each round. In the genetic algorithm, first we randomly select two parents. Then we list the explicit composition of each molecule, i.e. core, substituent 1, ..., substituent 6. After aligning the sequences from the two parents, we make a random cut and exchange part of the sequences before the cut. We also allow for random changes, or mutation, in the cores or substituents of the offsprings. Finally, since the population is doubled by crossover, we select the better half of the molecules to survive this procedure and continue on to the next round.

The diversity of the library as it passes through the rounds of high-throughput experimentation is an important quantity. We calculate the diversity, \mathcal{D} , as the standard deviation of the library in the 42-dimensional descriptor space.

$$\mathcal{D}^2 = \frac{1}{N} \sum_{i=1}^N \left[\sum_{j=1}^6 (D_j^{(m(i))} - \langle D_j \rangle)^2 + \sum_{j=1}^6 \sum_{k=1}^6 (d_j^{(s_k(i))} - \langle d_j^{(s_k)} \rangle)^2 \right] \quad (23)$$

where $m(i)$ is the index of the core of molecule i , $s_k(i)$ is the index of substituent k of molecule i , and j is the index for the descriptor. The average value in each descriptor dimension is given by $\langle D_j \rangle = N^{-1} \sum_{i=1}^N D_j^{(m(i))}$ and $\langle d_j^{(s_k)} \rangle = N^{-1} \sum_{i=1}^N d_j^{(s_k(i))}$. The diversity of the library will change as the library changes. A larger library will generally possess a higher absolute diversity simply due to the increased number of compounds. This important, but trivial, contribution to the diversity is scaled out by the factor of $1/N$ in eq 23.

4 Results

To gauge how the synergistic terms in the figure of merit affect the efficiency of the Monte Carlo protocols, we consider three models with increasingly important synergistic effects. We do this by adjusting the α_i in eqs 5-8, so that the absolute values of the terms are on average in the ratio $E_S : E_C : E_{SS} : E_{CS} = 1 : 1 : 0.5 : 0.3$ in model I, $1 : 1 : 1 : 0.6$ in model II, and $1 : 1 : 2 : 1.2$ in model III. Finally, we set $\alpha_1 = 0.01$ arbitrarily in model I. To maintain the same statistical magnitude of total energy, we set $\alpha_1 = 0.00778$ in model II and $\alpha_1 = 0.00538$ in model III.

The size of the library is fixed at $N_C = 15$ and $N_S = 1000$. The compositional space of this model has 15×1000^6 distinct molecules. Clearly, it is impossible to search exhaustively even this modestly complex space. We fix the total number of molecules to be synthesized at 100000, that is, all protocols will have roughly the same experimental cost. Specifically, 100000 molecules will be made in the random library design protocol, while in the case of the Monte Carlo or genetic protocols, the number of molecules times the number of simulation rounds is kept fixed at 100000.

To locate optimal parameters for the protocols, we perform a few short pre-experiments. We first fix the energy coefficients in the energy function and the descriptors of the substituent and core libraries. For simple Metropolis, we find that it is optimal to use 10 samples with 10000 rounds, suggesting that the system is still far from equilibrium at the random initial configuration. With the biased Monte Carlo method, we find that 100 samples and 1000 rounds is optimal. We focus on systems with 1000 or 100 rounds, since fewer rounds are typically preferred in experiments. It is more difficult to achieve effective sampling in the system with 100 rounds, and so we use this system when setting optimal parameter values. For parallel tempering, it was optimal to have the samples divided into three subsets, with 30% of the population at β_1 , 40% at β_2 , and 30% at β_3 . The optimal parameters are listed in Table I for each model. Determination of these parameter values corresponds experimentally to gaining familiarity with the protocol on a new system.

The various Monte Carlo schemes are compared with the random selection method and the genetic algorithm. Once the optimal parameters are chosen, the coefficients of the energy function and the descriptor values of the substituent and core libraries are generated differently in each simulated experiment. The simulation results for the three models are shown in Figures 2–4. Each data point in the figure is an average over 20 independent runs. This averaging is intended to give representative performance of the protocols on various figures of merit of experimental interest. Since there is much randomness in the results, the standard deviation of the average is shown as well.

5 Discussion

Although the average absolute values of the figures of merit in the three models are adjusted to be equal, the stronger the interaction terms, the greater the figure of merit we can find. For instance, the biased schemes find values of $-E$ in the range 30–40 in model I, but values in the range 40–50 in model II and values in the range 50–60 in model III. This suggests that the figure of merit landscape has changed in detail as the synergistic effects in the model are adjusted. It is clear that for all systems, the Metropolis methods perform better than does random selection. The system with 1000 molecules and 100 rounds is not well-equilibrated by the Metropolis schemes, and an experiment with 100 molecules and 1000 rounds significantly improves the optimal compounds identified. However, by incorporating *a priori* knowledge, the biased Monte Carlo schemes are able to equilibrate the experiment with either 1000 or 100 rounds. Interestingly, the theoretical bias and experimental bias methods yield similar results. This strongly suggests that a minimal number of pre-experiments can be very useful, both for the understanding of the structure of the figure of merit landscape and for improving the performance in future rounds.

The results produced with the composite moves including swap and parallel tempering are slightly improved relative to those from the plain Monte Carlo schemes. Typically, however, these composite moves significantly improve the sampling of a rough landscape. Indeed, swapping and crossover moves are very effective in protein molecular evolution, where the variable space is extremely large.³² Perhaps the variable space is not so large in small molecule high-throughput experimentation that these composite moves are required. Alternatively, the random energy model may underestimate the ruggedness of the landscape.

The landscape for RNA substituents, for example, is estimated to be extremely rough,³⁷ and composite moves may prove more important in this case.

The genetic algorithm is relatively easy to use. It does not satisfy detailed balance, however, so there is no theoretical guarantee of the outcome. The optimal figures of merit identified are, nonetheless, comparable to those from the better Monte Carlo methods for all three models. However, due to the crossover and selection steps in the genetic algorithm, the molecules in the library tend to become similar to each other, which prevents this scheme from sampling the whole variable space. To help elucidate this point, diversity measurements for model I are shown in Figure 5. It is clear that the genetic algorithm has reduced the diversity of the library by 60% relative to the biased schemes. Interestingly, the Monte Carlo simulations actually increase the diversity from the initial random configurations. The biased schemes tend to bring the system to equilibrium relatively quickly, and the diversity measurements are similar for the 100 and 1000 round experiments. For the Metropolis method, on the other hand, an experiment with 100 rounds is less diverse than an experiment with 1000 rounds. The genetic algorithm approach finds less favorable figure of merit values in the 100 compound 1000 round experiment, presumably due to a greater sensitivity to the $\sqrt{10}$ reduction in the absolute diversity relative to the already small absolute diversity in the 1000 compound 100 round experiment.

The greater the number of potentially favorable molecules in the library space, the greater the diversity of the experimental library will be for the Monte Carlo methods. The genetic algorithm, on the other hand, will tend to produce a library that contains many copies of a single favorable molecule. A key distinction, then, is that a Monte Carlo strategy will sample many compounds from the figure of merit landscape, whereas a genetic algorithm will tend to produce a single molecule with a favorable figure of merit value. How strongly the compounds with high figures of merit are favored in the Monte Carlo strategy is determined by the protocol temperature, since the probability of observing a compound with figure of merit $-E$ is proportional to $\exp(-\beta E)$. The sampling achieved by the Monte Carlo methods is important not only because it assures that the composition space is thoroughly sampled, but also because it assures that the library of final hits will be as diverse as possible.

The Monte Carlo methods perform equally well on all three models. The three models were introduced to gauge the impact of unpredictable, synergistic effects in the experimental figure of merit. It might be expected that the *a priori* bias methods would perform less well as the synergistic effects become more pronounced. That the biased methods perform well even in model III suggests that the Monte Carlo approach may be rather robust. In other words, even a limited amount of *a priori* information is useful in the Monte Carlo approach to library redesign.

6 Conclusion

Monte Carlo appears to be a fruitful paradigm for experimental design of multi-round combinatorial chemistry, or high-throughput, experiments. A criticism of high-throughput experimentation has been its mechanical structure and lack of incorporation of *a priori* knowledge. As shown here, a biased Monte Carlo approach handily allows the incorporation of *a priori* knowledge. Indeed, our simulation results reveal that biased Monte Carlo

schemes greatly improve the chances of locating optimal compounds. For the moderately complex libraries considered here, the bias can be determined equally well by experimental or theoretical means. Although the compounds identified from a traditional genetic algorithm are comparable to those from the better Monte Carlo schemes, the diversity of identified molecules is dramatically decreased in the genetic approach. Genetic algorithms, therefore, are less suitable when the list of good molecules is further winnowed by a secondary screen, a tertiary screen, patentability considerations, lack of side effects, or other concerns. Interestingly, composite Monte Carlo moves such as swap or parallel tempering bring only a slight improvement to the plain biased Monte Carlo protocols, possibly due to the relatively small size of the composition space in small molecule high-throughput experimentation. Presumably, as the complexity of the library is increased, these composite moves will prove more useful for the more challenging figures of merit. Although we have here chosen the initial library configurations at random, the sophisticated initial library design strategies available in the literature can be used, and they would complement the multi-round library redesign strategies presented here.

Acknowledgments

This research was supported by National Science Foundation through grant number CTS-9702403.

References

- [1] Balkenhohl, F.; von dem Bussche-Hünnefeld, C.; Lansky, A.; Zechel, C. *Angew. Chem. Int. Ed. Engl.* **1996**, *35*, 2288-2377.
- [2] Jandeleit, B.; Schaefer, D. J.; Powers, T. S.; Turner, H. W.; Weinberg, W. H. *Angew. Chem. Int. Ed.* **1999**, *38*, 2494-2532.
- [3] McFarland, E. W.; Weinberg, W. H. *Trends Biotechnol.* **1999**, *17*, 107-115.
- [4] Furka, A.; Sebestyén, F.; Asgedom, M.; Dibo, G. *Int. J. Peptide Protein Res.* **1991**, *37*, 487-493.
- [5] Ohlmeyer, M. H. J.; Swanson, R. N.; Dillard, L. W.; Reader, J. C.; Asouline, G.; Kobayashi, R.; Wigler, M.; Still, W. C. *Proc. Natl. Acad. Sci. USA* **1993**, *90*, 10922-10926.
- [6] Francis, M. B.; Jamison, T. F.; Jacobsen, E. N. *Curr. Opin. Chem. Biol.* **1998**, *2*, 422-428.
- [7] Tan, D. S.; Foley, M. A.; Stockwell, B. R.; Shair, M. D.; Schreiber, S. L. *J. Am. Chem. Soc.* **1999**, *121*, 9073-9087.
- [8] Weinberg, W. H.; Jandeleit, B.; Self, K.; Turner, H. *Curr. Opin. Solid State Mat. Sci.* **1998**, *3*, 104-110.

- [9] Schreiber, S. L. *Science* **2000**, 287, 1964-1969.
- [10] Nazarpack-Kandlousy, N.; Zweigenbaum, J.; Henion, J.; Eliseev, A. V. *J. Comb. Chem.* **1999**, 1, 199-206.
- [11] Desai, M. C.; Zuckermann, R. N.; Moos, W. H. *Drug Develop. Res.* **1994**, 33, 174-188.
- [12] Ajay;; Walters, W. P.; Murcko, M. A. *J. Med. Chem.* **1998**, 41, 3314-3324.
- [13] Bures, M. G.; Martin, Y. C. *Curr. Opin. Chem. Biol.* **1998**, 2, 376-380.
- [14] Drewry, D. H.; Young, S. S. *Chemometr. Intell. Lab.* **1999**, 48, 1-20.
- [15] Hassan, M.; Bielawski, J. P.; Hempel, J. C.; Waldman, M. *Mol. Divers.* **1996**, 2, 64-74.
- [16] Zheng, W.; Cho, S. J.; Tropsha, A. *J. Chem. Inf. Comp. Sci.* **1998**, 38, 251-258.
- [17] Zheng, W.; Cho, S. J.; Tropsha, A. *J. Chem. Inf. Comp. Sci.* **1998**, 38, 259-268.
- [18] Zheng, W.; Cho, S. J.; Waller, C. L.; Tropsha, A. *J. Chem. Inf. Comp. Sci.* **1999**, 39, 738-746.
- [19] Reynolds, C. H. *J. Comb. Chem.* **1999**, 1, 297-306.
- [20] Linusson, A.; Wold, S.; Nordén, B. *Mol. Divers.* **1999**, 4, 103-114.
- [21] Falcioni, M.; Deem, M. W. *Phys. Rev. E* **2000**, 61, 5948-5952.
- [22] Gobbi, A.; Poppinger, D. *Biotechnol. Bioeng.* **1998**, 61, 47-54.
- [23] Weber, L.; Wallbaum, S.; Broger, C.; Gubernator, K. *Angew. Chem. Int. Ed. Engl.* **1995**, 34, 2280-2282.
- [24] Sheridan, R. P.; Kearsley, S. K. *J. Chem. Inf. Comp. Sci.* **1995**, 35, 310-320.
- [25] Singh, J.; Ator, M. A.; Jaeger, E. P.; Allen, M. P.; Whipple, D. A.; Solowej, J. E.; Chowdhary, S.; Treasurywala, A. M. *J. Am. Chem. Soc.* **1996**, 118, 1669-1676.
- [26] Brennan, M. B. *Chem. Eng. News* **2000**, 78, 63-73.
- [27] Brown, R. D.; Clark, D. E. *Expert Opinion on Therapeutic Patents* **1997**, 8, 1447-1459.
- [28] Brown, R. D.; Martin, Y. C. *J. Med. Chem.* **1998**, 40, 2304-2313.
- [29] Katritzky, A. R.; Kiely, J. S.; Hébert, N.; Chassaing, C. *J. Comb. Chem.* **2000**, 2, 2-5.
- [30] Kauffman, S.; Levin, S. *J. Theor. Biol.* **1987**, 128, 11-45.
- [31] Perelson, A. S.; Macken, C. A. *Proc. Natl. Acad. Sci. USA* **1995**, 92, 9657-9661.

- [32] Bogard, L. D.; Deem, M. W. *Proc. Natl. Acad. Sci. USA* **1999**, *96*, 2591-2595.
- [33] Frenkel, D.; Smit, B. *Understanding Molecular Simulation*; Academic Press: San Diego, 1996.
- [34] Shuker, S. B.; Hajduk, P. J.; Meadows, R. P.; Fesik, S. W. *Science* **1996**, *274*, 1531-1534.
- [35] Fejzo, J.; Lepre, C. A.; Peng, J. W.; Bemis, G. W.; Ajay,; Murcko, M. A.; Moore, J. M. *Chem. Biol.* **1999**, *6*, 755-769.
- [36] Maly, D. J.; Choong, I. C.; Ellman, J. A. *Proc. Natl. Acad. Sci. USA* **2000**, *97*, 2419-2424.
- [37] Griffey, R. H.; Hofstadler, S. A.; Sannes-Lowery, K. A.; Ecker, D. J.; Crooke, S. T. *Proc. Natl. Acad. Sci. USA* **1999**, *96*, 10129-10133.
- [38] Swendsen, R. H.; Wang, J.-S. *Phys. Rev. Lett.* **1986**, *57*, 2607-2609.
- [39] Geyer, C. J. Markov Chain Monte Carlo Maximum Likelihood. In *Computing Science and Statistics: Proceedings of the 23rd Symposium on the Interface*; American Statistical Association: New York, 1991.

Table 1: Optimal parameters used in simulations for the three random energy models.

Model	β	p_{core}	p_{swap}	p_{swap_C}	p_{swap_S}	β_1	β_2	β_3	p_{ex}
I	30	0.02	0.1	0.05	0.2	5	30	200	0.1
II	30	0.02	0.2	0.2	0.3	5	30	500	0.1
III	50	0.02	0.4	0.2	0.2	5	50	500	0.1

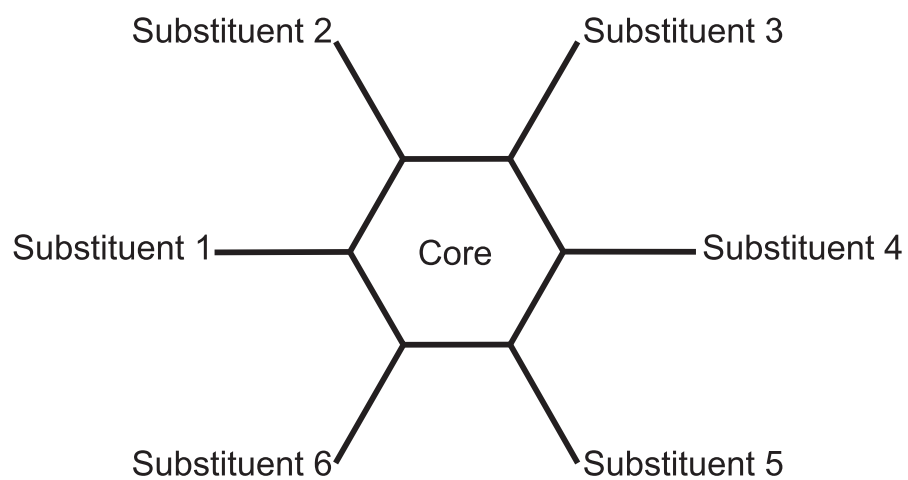


Figure 1: Schematic view of the small molecule model.

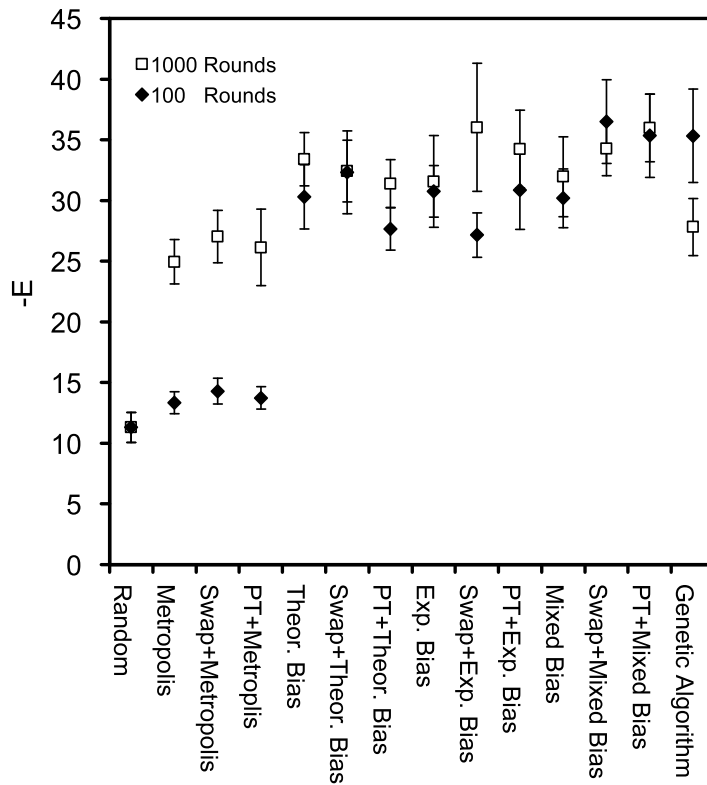


Figure 2: Comparison of different Monte Carlo schemes with random and genetic schemes for energy model I ($E_S : E_C : E_{SS} : E_{CS} = 1 : 1 : 0.5 : 0.3$). Data from two cases are shown, one with 1000 molecules and 100 rounds (filled diamonds) and one with 100 molecules and 1000 rounds (unfilled squares). Only comparison between relative energy values is meaningful, as the energy scale is arbitrary.

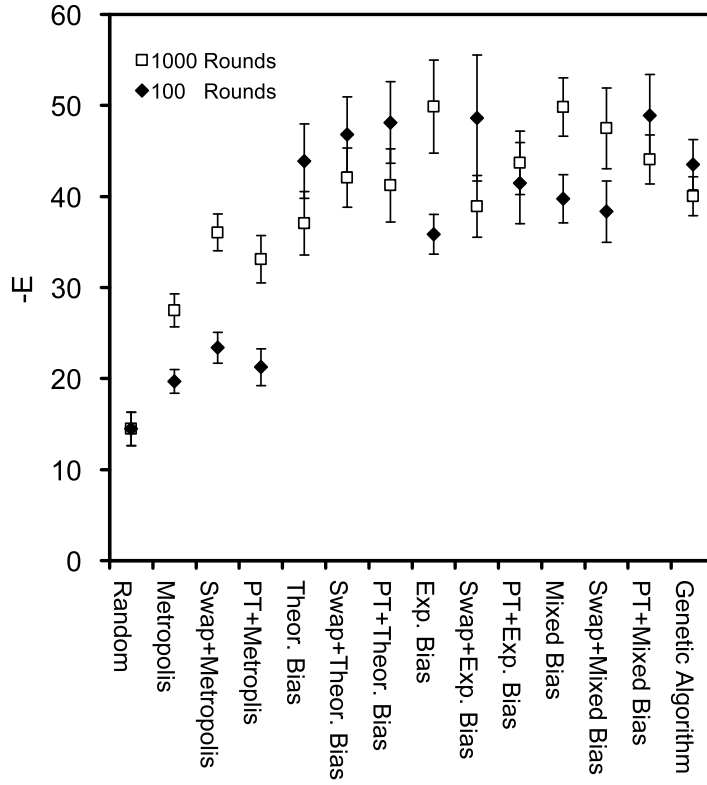


Figure 3: Comparison of different Monte Carlo schemes with random and genetic schemes for energy model II ($E_S : E_C : E_{SS} : E_{CS} = 1 : 1 : 1 : 0.6$). Data from two cases are shown, one with 1000 molecules and 100 rounds (filled diamonds) and one with 100 molecules and 1000 rounds (unfilled squares).

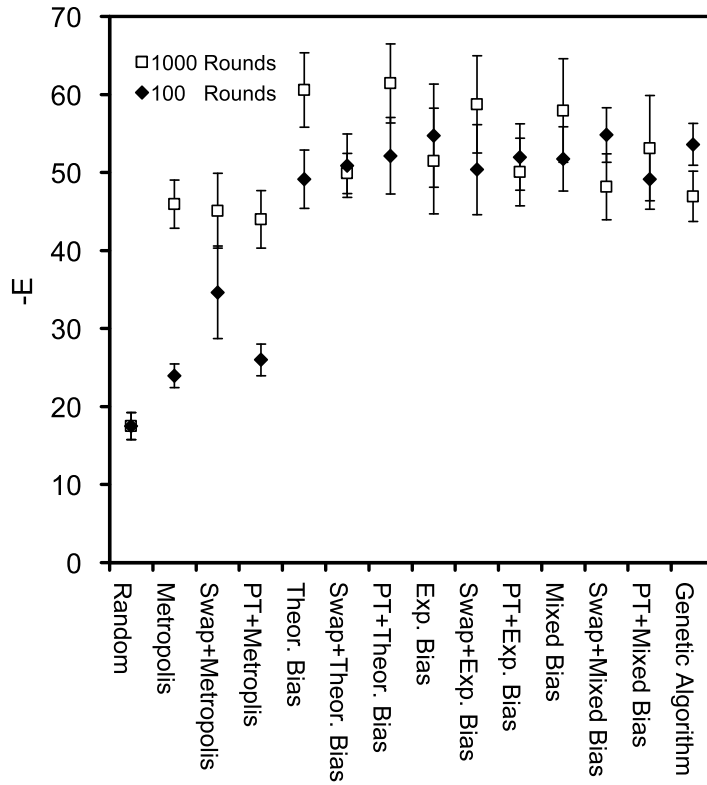


Figure 4: Comparison of different Monte Carlo schemes with random and genetic schemes for energy model III ($E_S : E_C : E_{SS} : E_{CS} = 1 : 1 : 2 : 1.2$). Data from two cases are shown, one with 1000 molecules and 100 rounds (filled diamonds) and one with 100 molecules and 1000 rounds (unfilled squares).

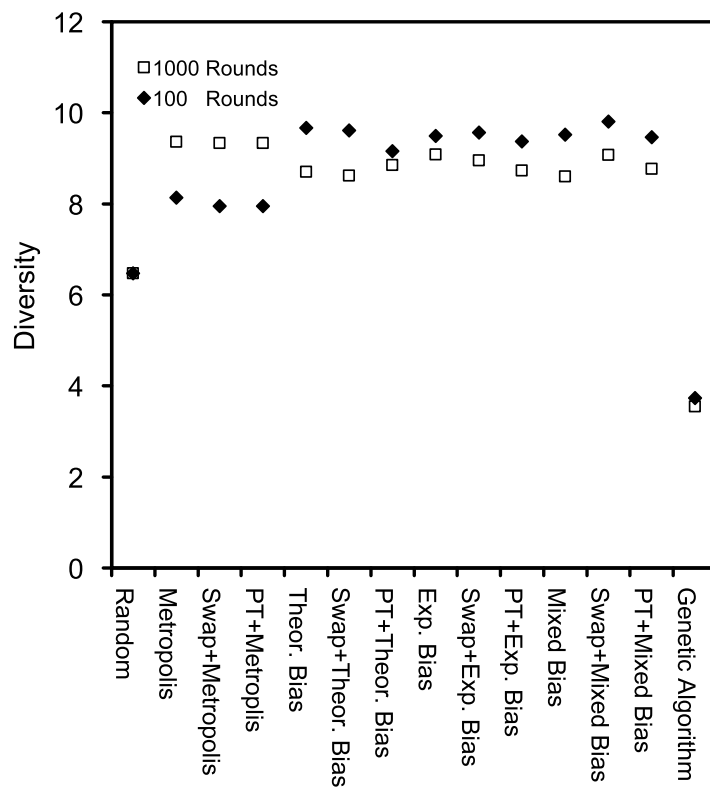


Figure 5: Diversity measurement of the final configurations for model I. Data from two cases are shown, one with 1000 molecules and 100 rounds (filled diamonds) and one with 100 molecules and 1000 rounds (unfilled squares). The error bars are negligible. The contribution to the absolute diversity that scales as the square root of the number of molecules per round has been scaled out in this figure, as in eq 23.