

Coherent low-energy charge transport in a diffusive S-N-S junction

P. Dubos, H. Courtois, O. Buisson and B. Pannetier

*Centre de Recherches sur les Très Basses Températures, C.N.R.S., associé à l'Université Joseph Fourier,
25 Av. des Martyrs, 38042 Grenoble, France*

(December 2, 2024)

We have studied the current voltage characteristics of diffusive mesoscopic Nb-Cu-Nb Josephson junctions with highly-transparent Nb-Cu interfaces. We consider the low-voltage and high-temperature regime $eV < \epsilon_c < k_B T$ where ϵ_c is the Thouless energy. The observed excess current as well as the observed sub-harmonic Shapiro steps under microwave irradiation suggest the occurrence of low-energy coherent Multiple Andreev Reflection (MAR).

PACS : 73.23.-b, 74.50.+r, 74.80.Fp

A S-N-S junction made of a normal metal (N) embedded between two superconducting electrodes (S) exhibits a zero-voltage Josephson supercurrent [1]. This *d.c.* supercurrent decays exponentially with the temperature because of the convolution of the spectral current carried by the Andreev levels with the thermal distribution function. At the N-S interface, the microscopic mechanism is the Andreev reflection of an electron into a hole which traces back almost exactly the trajectory of the incident electron. This coherent process corresponds to the transfer of a Cooper pair in S and its inverse to the diffusion of an electron Andreev pair in the normal metal. Let us consider the case of a diffusive normal metal with a length L larger than the elastic mean free path l_e but smaller than the phase-coherence length L_φ . In the long junction regime defined by $L \gg \sqrt{\hbar D/\Delta}$, the relevant energy scale is the Thouless energy $\epsilon_c = \hbar/\tau_D = \hbar D/L^2 \ll \Delta$. Here Δ is the superconducting gap, $D = v_F l_e/3$ is the diffusion coefficient and $\tau_D = L^2/D$ is the diffusion time. Andreev pairs with a low energy obeying $\epsilon < \epsilon_c$ remain coherent over the whole normal metal length L [2]. This coherent window can contribute significantly to phase-coherent transport even if the thermal distribution width $k_B T$ is much larger than the Thouless energy ϵ_c . This is exemplified in Andreev interferometers by the large magnetoresistance oscillations with an amplitude of about $\epsilon_c/k_B T$ [2]. This weak power-law temperature dependence is in striking contrast with the exponential decay of the Josephson coupling.

In the voltage state, one electron experiencing Multiple Andreev Reflections (MAR) alternatively on the two N-S interfaces will gain the energy eV at each travel. Here V is the bias voltage. The sequence of n Andreev reflections needed to make the electron escape on the other side of the junction leads to a sub-gap structure at the voltage $2\Delta/ne$ in the current-voltage characteristic [3] and the energy distribution function [4]. In quantum point contacts, the whole process of MAR is phase-coherent since the electron transit time is very short. This regime of coherent MAR was recently emphasized in the description of both the current voltage characteristics, the shot noise and the *d.c.* supercurrent [5] of ballistic atomic contacts

[6–8]. The related non-sinusoidal current-phase relation is indicative of coherent multiple charge transfer which could be probed directly, but no observation has been reported so far.

In a diffusive S-N-S junction, the diffusion of electrons through the normal metal involves the diffusion time τ_D which must be compared to the period of the phase difference χ evolution $\tau_V = \hbar/2eV$. The quasi-static condition for a small phase evolution during n successive Andreev reflections writes $2n\tau_D < \tau_V$, which is equivalent to $eV < \pi\epsilon_c/2n$. In this regime, electrons and holes in the coherent window ($\epsilon < \epsilon_c$) can experience MAR while maintaining global coherence of induced Andreev pairs. This process should imply the coherent transfer of multiple charges as in short ballistic point contacts, provided the interface transparency is close to 1. Recent experiments in long diffusive SNS junctions focused on the opposite regime $\epsilon_c < eV \simeq \Delta$ [9,10]. Subgap structures were observed, but no signature of coherent MAR was found. The time evolution of the out-of-equilibrium energy distribution induced by MAR was considered phenomenologically, taking into account the energy relaxation. This lead to the prediction of an enhancement of the junction conductance at finite voltage [11,12]. The related *a.c.* Josephson coupling at twice the Josephson frequency was experimentally confirmed [13]. A close analogy can be drawn with the dissipative transport in a mesoscopic Aharonov-Bohm ring [14]. Indeed both the relaxation current in such a ring and the MAR excess current in a S-N-S junction appear at bias voltages below \hbar/τ_e [11,12,14] where τ_e is the energy relaxation time.

In this letter we present an experiment on high-quality diffusive S-N-S junctions in the long junction regime. The signature of relaxation effect was observed in the low-voltage current-voltage characteristics. We used as a probe an *a.c.* microwave field with a small photon energy $\hbar\omega < \epsilon_c$ so that it sits within the coherent energy window. Our main result is the observation of sub-harmonic Shapiro steps that we discuss in terms of coherent multiple pair transfer at low energy. The relevant number of Andreev reflections, $\hbar\omega/2eV$ is imposed by the photon microwave energy, not by any energy gap.

The samples consist of a small Cu conductor attached to two Nb electrodes which are superconducting below $T_c \simeq 8$ K (Fig. 1a inset). The electrical contacts include an on-chip capacitance (0.2 pF) which connects the microwave circuit made of a cryogenic 50 Ω coaxial cable to the sample. The fabrication process makes use of e-beam lithography and a shadow evaporation technique based upon a thermostable resist compatible with UHV electron-beam Nb evaporation [15]. The two samples described here (labelled A and B) belong to the series of S-N-S junctions investigated in Ref. [16]. They show a similar behavior. We intentionally kept the thermal fluctuations negligible at every temperature by designing wide junctions so that their normal-state conductance G_N and hence the Josephson energy E_J is large : $E_J > k_B T_c$. The sample and measurement parameters were also chosen to fulfill the condition $eV < \epsilon_c < k_B T < \Delta$. The parameters for sample A (respectively B) are the following : length of the normal metal $L = 710$ (800) nm, width 580 nm and thickness 100 nm. The diffusion coefficient is $D = 250$ (230) cm^2/s and the normal state resistance is 0.152 (0.183) Ω . The calculated Thouless energy $\epsilon_c = 33$ (24) μeV coincides with the values obtained from the magnitude and temperature dependence of the *d.c.* critical current I_c assuming perfect transmission at the S-N interfaces [16]. Any slight degradation of the Nb-Cu interface quality would result in a drastic reduction of the Josephson critical current.

Let us first focus on the finite voltage regime. Fig. 1a shows the differential resistance of sample A as a function of the *d.c.* current bias. The critical current I_c is easily identified by the sharp jump in differential resistance, even at high temperatures when it is strongly reduced. The differential resistance characteristics shows a striking behavior above 4 K : the amplitude of the main peak at the critical current decreases while a broader bump develops at higher current. The comparison in Fig. 1b with the ohmic behavior and the RSJ model (at 5.5 K) demonstrates that this behavior corresponds to a low-energy excess current. The observed features are reminiscent of the foot-like structure previously observed in superconducting micro-bridges [18,19] which was assigned to non-equilibrium processes in presence of a gap oscillation. In our S-N-S junctions, the role of the gap is played by the mini-gap which sets the energy scale at ϵ_c . The microscopic origin of the excess current is the coherent MAR : each Andreev reflection at the N-S interfaces transfers a Cooper pair in and out, resulting in a current increase as far as there is no inelastic process [17]. In average, each coherent electron transfers τ_e/τ_D times the elementary charge. From the non-equilibrium model of Ref. [12], a differential resistance bump is predicted at $eV = \hbar/\tau_e$. In the experiment, the position of the differential resistance maximum corresponds to $\tau_e = 86$ ps at $T = 5.5$ K. This value is consistent with the known electron-phonon relaxation time in Cu [20] and

exceeds the diffusion time $\tau_D = 20$ ps at every temperature. It gives a phase-coherence length $L_\varphi \approx 1.5$ μm [21] which is about twice the normal metal length. The conductance enhancement ∂G was estimated by Zhou and Spivak [11] as : $\partial G/G_N \simeq \epsilon_c/k_B T \cdot \tau_e/\tau_D$. Here we find $\partial G/G_N \simeq 0.3$ at 5.5 K, in qualitative agreement with the experiment.

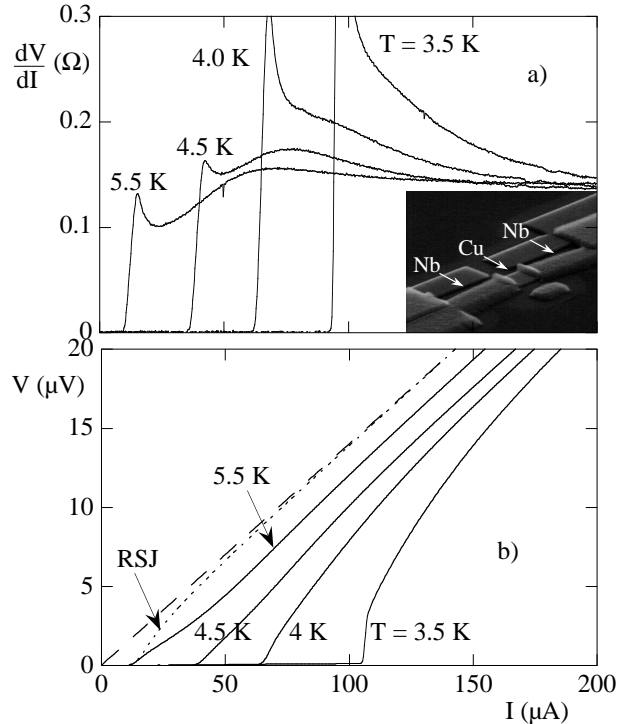


FIG. 1. a) Differential resistance of sample A as a function of *d.c.* bias current at different temperatures. Inset : Electron micrograph of a typical sample made by shadow evaporation. b) Current-voltage characteristics as obtained by numerical integration of differential resistance curves. Also shown is the theoretical curve calculated from the RSJ model at 5.5 K (dotted line) and the ohmic behavior (dashed line). The data all sit in the regime $eV < \epsilon_c = 33$ μeV .

We investigated the coherent nature of the low voltage electrical transport by applying a low power (-20 dBm) microwave field. This low power ensures us that the microwave acts only as a probe and does not drive the electron energy distribution. Fig. 2 shows the differential resistance and the current as a function of voltage for sample B at 4 K in the presence of an *a.c.* current of frequency 6 GHz. The feature corresponding to the Shapiro step is observed at voltage $V_1 = \hbar\omega/2e = 12.4$ μV (index 1 on the figure), as expected. In addition, we observe two structures at one half : $V_{1/2} = 6.2$ μV and one third : $V_{1/3} = 4.2$ μV of this voltage, indexed respectively $\frac{1}{2}$ and $\frac{1}{3}$ on the figure. The latter is clearly visible only on the differential resistance curve. Because of the high temperature and the small *a.c.* excitation, the plateau amplitudes are small and rounded by thermal fluctua-

tions. The magnitude of these structures was observed to increase linearly with the microwave power, leading to true plateaux with zero differential resistance at high *a.c.* power (-10 dBm). Then, a large number of peak structures, both sub-harmonic and integer, emerge from the noise level. We found that their location is independent on both the temperature and the microwave power. The position of the observed peak structures as a function of the microwave frequency between 4 and 18 GHz is plotted in Fig. 3. The harmonic 1 represents the fundamental Shapiro step. The ensemble of the peaks obeys the simple law given by $V = m/n \cdot \hbar\omega/2e$. While the integer steps ($n = 1$) are simple results of the ordinary Josephson coupling, the observation of sub-harmonic steps ($n > 1$) is novel and deserves a detailed discussion.

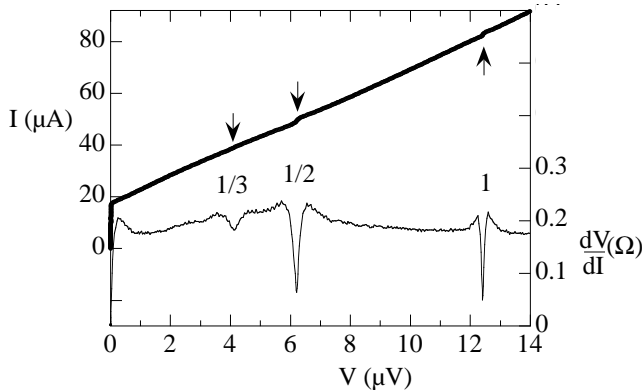


FIG. 2. Lower curve (right scale) : Differential resistance of sample B at 4 K as a function of voltage in presence of a microwave current of frequency 6 GHz and power -20 dBm. New structures induced by the microwave current appear at the usual Shapiro step position $V_1 = \hbar\omega/2e = 12.4 \mu\text{V}$ and also at one half and one third of this value. Upper curve : the corresponding voltage steps on the current-voltage characteristics.

In order to extract the step amplitudes, we assume that the steps can be described according to a RSJ model : the step width is twice an effective critical current $i_{m/n}$ smoothed by a thermal broadening. We used either an analytical expression or the high temperature approximation [1] to determine for each temperature the actual half width $i_{m/n}$. Fig. 4 summarizes the observed temperature dependence of the three main Shapiro steps (1, $\frac{1}{2}$ and $\frac{1}{3}$) at 6 GHz microwave frequency. From the standard description of Shapiro steps [1], we expect $i_1 = J_1(\alpha)I_c$ where $J_1(\alpha)$ is the Bessel function of the first kind and the argument $\alpha = I_\omega/I_{bias}$ is the amplitude ratio of the *a.c.* current to the *d.c.* current at the plateau center. As can be seen in Fig. 4 the temperature dependence of the amplitude i_1 strictly follows that of I_c , thus confirming the validity of our approach. The small observed ratio $i_1/I_c \approx 0.06$ allows an estimate of the *a.c.* excitation current $I_\omega \approx 10 \mu\text{A}$ at -20 dBm. The use of the linear approximation $J_1(\alpha) \simeq \alpha/2$ and the treatment of the

microwave current as a non-perturbative probe are hence fully justified. The most striking observation is the non-monotonic temperature dependence of both $i_{1/2}$ and $i_{1/3}$, in strong contrast with the monotonous behavior of i_1 . As seen in Fig. 4, $i_{1/2}$ starts increasing at temperature of about 3 K, then reaches the same amplitude as i_1 near 4 K, and finally slowly decreases at higher temperatures. Let us point out that the temperature at the maximum is much larger than the Thouless temperature $\epsilon_c/k_B = 0.38 \text{ K}$. A similar behavior is found on the smaller $\frac{1}{3}$ step. The persistence of the $\frac{1}{2}$ and $\frac{1}{3}$ at high temperatures, *i.e.* when the *d.c.* Josephson coupling is suppressed, is the most important result of this work.

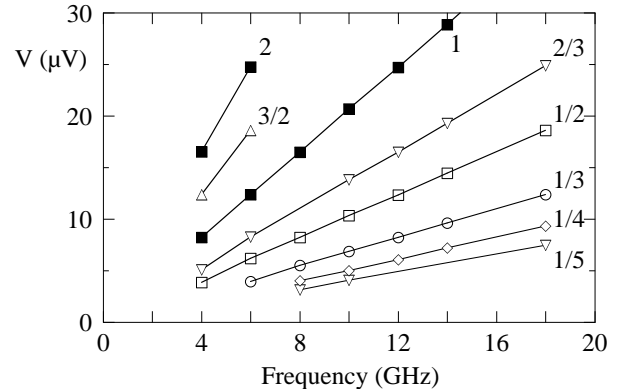


FIG. 3. Peak position as a function of frequency for integer (black symbols) and non-integer steps (open symbols) in sample A. No sub-harmonic peaks are observed at voltages exceeding the Thouless energy $\epsilon_c = 33 \mu\text{eV}$.

The persistence of (integer) Shapiro-like steps at high temperatures [22] is expected to occur in a four terminal configuration under current injection from a normal reservoir. This effect cannot be observed in our two terminal S-N-S junction. One can also easily discard the onset of chaos as a possible origin of sub-harmonic steps, as our high-conductance junctions are strongly overdamped [1]. The sub-harmonic steps must indeed be viewed as a manifestation of a non-sinusoidal Josephson current-phase $I(\chi)$ relation. An intrinsic non-sinusoidal contribution to the *d.c.* supercurrent is expected at zero temperature but strongly suppressed as the temperature increases [23]. In a long junction at $k_B T > 5\epsilon_c$ ($\approx 2 \text{ K}$ for our samples) the second harmonic is expected to contribute to less than 2 % of the total current. In contrast, the sub-harmonic steps observed here not only appear as the temperature increases, $T > 3 \text{ K}$ as seen on Fig. 4, but they eventually exceed the integer steps. The intrinsic non-sinusoidal phase dependence of the *d.c.* Josephson current therefore cannot explain the sub-harmonic steps. The non-equilibrium *a.c.* Josephson coupling model [12], introduced in our discussion of the excess current, was shown to predict a finite $\sin 2\chi$ term even in absence of *d.c.* Josephson critical current. Lehnert et al. [13] re-

ported such observation in InAs based junctions in the clean limit. Our results in the diffusive regime show strong similarities with [13] although the latter ones are concerned with higher electron energy scale because of the smaller electron transit time.

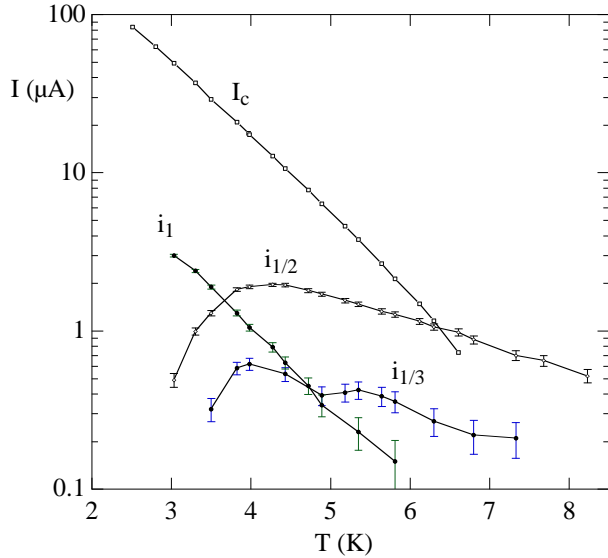


FIG. 4. Temperature dependence of the amplitudes of integer and sub-harmonic steps in sample A under microwave irradiation at 6 GHz. The half width $i_{m/n}$ was extracted with the help of the RSJ model. On the same graph is plotted the measured *d.c.* critical current I_c .

Let us now discuss the implications of sub-harmonic steps in terms of coherent MAR processes. The bias voltage involved here is so low that the phase difference is quasi-static and low-energy Andreev electron pairs are phase-coherent over the junction length. This is the regime where electrons close to the Fermi level experience coherent MAR. The $\frac{1}{2}$ step is therefore associated with the coherent transfer across the diffusive metal of double pairs. Along the same way, the $\frac{1}{3}$ step corresponds to the transfer of triple pairs. In the case of an interface transparency close to 1, this interpretation holds provided the phase-breaking events can be neglected. In this respect, the characteristic time scale of n coherent Andreev reflections $2n\tau_D = 2n \times 20$ ps has to be smaller or at least comparable to the phase coherence time $\tau_\varphi = 86$ ps at 5.5 K. At this temperature, the condition is fulfilled for $n = 2$ and 3, which is consistent with our observations of $\frac{1}{2}$ and $\frac{1}{3}$ steps at low power. Higher-order steps up to $n = 5$ arise only at high power when the inelastic damping is compensated by a larger *a.c.* current.

In summary we have investigated the low-voltage coherent transport in diffusive S-N-S junctions with high barrier transparency. We observed a series of sub-harmonic Shapiro steps at high temperature and low voltage $eV < \epsilon_c < k_B T$ where ordinary Josephson coupling is known to vanish. Presently there is no satisfactory description of the microscopic mechanism which is very

likely to involve coherent transfer of multiple charges.

We acknowledge fruitful discussions with Y. Blanter, M. Büttiker, J. C. Cuevas, K. Lehnert, A. Levy-Yeyati, F. Wilhelm, A. Zaikin and within the TMR program "Dynamics of superconducting nanocircuits". We thank F. Hekking for pointing out the relevance of coherent MAR.

-
- [1] K. Likharev, *Dynamics of Josephson Junctions and Circuits*, Gordon and Breach Sciences Publishers, 1991.
 - [2] H. Courtois, Ph. Gandit, D. Mailly and B. Pannetier, Phys. Rev. Lett. **76**, 130 (1996).
 - [3] T.M. Klapwijk, G.E. Blonder and M. Tinkham, Physica B **109-110**, 1657 (1982).
 - [4] F. Pierre, A. Anthore, H. Pothier, C. Urbina and D. Estève, Phys. Rev. Lett. **86** 1078 (2001).
 - [5] M.F. Goffman, R. Cron, A. Levy Yeyati, P. Joyez, M.H. Devoret, D. Estève and C. Urbina, Phys. Rev. Lett. **85**, 170 (2000).
 - [6] D. Averin and A. Bardas, Phys. Rev. Lett. **75**, 1831 (1995).
 - [7] J.C. Cuevas, A. Martín-Rodero and A. Levy Yeyati, Phys. Rev. B **54**, 7366 (1996).
 - [8] C.J. Muller, J.M. van Ruitenbeek and L.J. de Jongh, Phys. Rev. Lett. **69**, 140 (1992).
 - [9] T. Hoss, C. Strunk, T. Nussbaumer, R. Huber, U. Staufner and C. Schönenberger, Phys. Rev. B **62**, 4079 (2000).
 - [10] R. Taboryski, J. Kutchinsky, J. Bindzlev Hansen, M. Wildt, C.B. Sorensen and P.E. Lindelof, Superlatt. and Microstruct. **25**, 829 (1999).
 - [11] F. Zhou and B. Spivak, JETP Lett. **65**, 369 (1997).
 - [12] N. Argaman, Superlatt. and Microstruct. **25**, 861 (1999).
 - [13] K.W. Lehnert, N. Argaman, H.R. Blank, K.C. Wong, S.J. Allen, E.L. Hu, and H. Kroemer, Phys. Rev. Lett. **82**, 1265 (1999).
 - [14] R. Landauer and M. Büttiker, Phys. Rev. Lett. **54**, 2049 (1985).
 - [15] P. Dubos, P. Charlat, Th. Crozes, P. Paniez and B. Pannetier, J. Vac. Sci. Technol. B **18**, 122 (2000).
 - [16] P. Dubos, H. Courtois, B. Pannetier, F.K. Wilhelm, A.D. Zaikin and G. Schön, Phys. Rev. B **63**, 64502 (2001).
 - [17] N. Artemenko, A.F. Volkov and A.V. Zaitsev, Sov. Phys. J.E.T.P. **49**, 924 (1979).
 - [18] M. Tinkham, Introduction to superconductivity, Ed. Mac Graw Hill, second edition (1996).
 - [19] P.E. Lindelof, Rep. on Prog. in Phys. **44**, 949 (1981).
 - [20] M.L. Roukes, M.R. Freeman, R.S. Germain, R.C. Richardson and M.B. Ketchen, Phys. Rev. Lett. **55**, 422 (1985).
 - [21] Phase-coherence length larger than $2 \mu\text{m}$ in Cu at 7 K was reported in B. Pannetier, J. Chaussy and R. Rammal, Physica Scripta **T13**, 245 (1986).
 - [22] A.F. Volkov and H. Takayanagi, Phys. Rev. Lett. **76**, 4026 (1996).
 - [23] I.O. Kulik and A.N. Omel'yanchuk, J. Low Temp. Phys. **4**, 142 (1978) ; see also discussion in Ref [16].