

Evidence for s -wave Superconductivity in the Superfluid Density of Optimally Doped $\text{Pr}_{1.85}\text{Ce}_{0.15}\text{CuO}_{4-y}$ Films

John A. Skinta and Thomas R. Lemberger

Department of Physics, Ohio State University, Columbus, OH 43210-1106

T. Greibe and M. Naito

NTT Basic Research Laboratories, 3-1 Morinosato Wakamiya, Atsugi-shi, Kanagawa 243, Japan

(December 2, 2024)

We present measurements of the ab -plane magnetic penetration depth, $\lambda^{-2}(T)$, in five optimally doped $\text{Pr}_{1.85}\text{Ce}_{0.15}\text{CuO}_{4-y}$ films for $1.6 \text{ K} < T \leq T_c \sim 24 \text{ K}$. Low resistivities, high superfluid densities $n_s(T) \propto \lambda^{-2}(T)$, high T_c 's, and small transition widths are reproducible and indicative of excellent sample quality. The first 5% drop in $n_s(T)$ is cubic in T to within the experimental uncertainty of 0.2%: $\lambda^{-2}(T) \propto 1 - (T/T_0)^3$, with $T_0 = 20 \pm 1 \text{ K}$. This anomalous T^3 behavior is consistent with s -wave pairing with strong inelastic scattering, but is incompatible with d -wave pairing.

PACS numbers: 74.25.Fy, 74.76.Bz, 74.72.Jt

I. INTRODUCTION

It is widely accepted that the pairing symmetry in the hole-doped cuprates is $d_{x^2-y^2}$, at least near optimal doping and at low temperatures, where phase-sensitive measurements have been made [1–3]. Essentially all other experimental results agree with this view. The developing situation in the electron-doped cuprates is not so clear. Recent phase-sensitive measurements on optimally doped films of $\text{Nd}_{1.85}\text{Ce}_{0.15}\text{CuO}_{4-y}$ (NCCO) and $\text{Pr}_{1.85}\text{Ce}_{0.15}\text{CuO}_{4-y}$ (PCCO) are consistent with a $d_{x^2-y^2}$ energy gap [3]. This result is surprising in the sense that the superconducting states of e- and h-doped cuprates emerge from very different normal states [4] via a continuous phase transition, so one should expect significant differences, if not in symmetry, then at least in the way superconductivity develops – e.g., in the T -dependences of the order parameter and superfluid density.

There is substantial evidence for s -wave superconductivity in e-doped cuprates. The penetration depth, $\lambda(T)$, measured via field modulation of Josephson junctions fabricated in the ab -plane of optimally doped PCCO films is much flatter than quadratic at low T [5], indicating at the very least a superconducting state that is qualitatively different from h-doped cuprates. The zero-bias peak seen in tunneling curves on h-doped cuprates – associated with Andreev bound states of a d -wave order parameter – is absent from tunnel junctions in NCCO [6,7]. In light of evidence for $d_{x^2-y^2}$ superconductivity from phase-sensitive [3], penetration depth [8,9], and angle resolved photoemission spectroscopy [10] measurements on e-doped crystals, one might suspect some problem with measurements on in-plane tunnel junctions, or with the films themselves. Thus the compelling need for further evidence of s -wave superconductivity from different measurements, and for documentation of the quality and reproducibility of films.

We present measurements of the ab -plane superfluid density, $n_s(T) \propto \lambda^{-2}(T)$. $\lambda^{-2}(T)$ in h-doped cuprates at low T is consistently linear [11–15] or quadratic [16] in T . Theory for $d_{x^2-y^2}$ superconductors has not found a scenario in which behavior flatter than T^2 is predicted [11,17]. On the other hand, $\lambda^{-2}(T)$ in s -wave superconductors can be flatter than T^2 at low T and can be cubic in T – as found experimentally below – when inelastic scattering is present [18,19].

II. EXPERIMENTAL

The optimally doped PCCO films in this study were prepared by molecular-beam epitaxy on $12.7 \text{ mm} \times 12.7 \text{ mm} \times 0.35 \text{ mm}$ SrTiO_3 substrates as detailed elsewhere [20]. The films are highly oriented with their c -axes perpendicular to the substrate. See Table 1 for a summary of film properties. The ab -plane resistivities, $\rho(T)$ (Fig. 1), are pleasantly reproducible. As noted previously [20], the residual resistivities of PCCO films are smaller than those of single crystals [21]. $\rho(T)$ is roughly quadratic above T_c , unlike in optimally doped h-doped cuprates, whose resistivities are linear in T . A metal-insulator transition near optimal doping in PCCO complicates the interpretation of $\rho(T)$ [22].

We measure $\lambda^{-2}(T)$ at low frequencies with a two-coil mutual inductance technique described in detail elsewhere [23]. Films are centered between two small coils. A current at typically 50 kHz in one coil induces eddy currents in the film. (Results are independent of frequency.) The magnetic fields from these two sources are measured as a voltage across the second coil. We have checked that the ac magnetic field required to create vortices in the films is much larger than our typical excitation fields. Because the coils are much smaller than the film, the applied field is concentrated near the center of the film and demagnetizing effects at the film perimeter are not relevant. All data presented here are taken in the linear response regime.

Because film thicknesses, d , are less than λ , it is the sheet conductivity $\sigma(\omega, T)d = \sigma_1(\omega, T)d - i\sigma_2(\omega, T)d$ that is directly deduced, with an estimated accuracy of 5%. $\lambda^{-2}(T)$ is obtained from σ_2 : $\lambda^{-2}(T) \equiv \mu_0\omega\sigma_2(T)$, where μ_0 is the magnetic permeability of vacuum and accuracy is limited by the 15% uncertainty in d . The T -dependence of $\lambda^{-2}(T)/\lambda^{-2}(0)$ is unaffected by uncertainty in d . Great care is taken to reduce the noise level at low temperatures to approximately 0.2% of $\lambda^{-2}(0)$.

T_c 's and transition widths (Table 1) are the positions and widths of fluctuation peaks in $\sigma_1(T)$ at 50 kHz (Fig. 2). Structure in σ_1 is due to slight variations in T_c through the film thickness. Thus, our measurements reveal the transitions of all layers in the sample. The narrow transitions in our films indicate exceedingly good homogeneity. That $\lambda(0) \approx 1900 \text{ \AA}$ (Table 1) is about the same as in clean crystals of YBCO ($\lambda_a(0) \approx 1600 \text{ \AA}$ [24]) and BSCCO ($\lambda(0) \approx 2100 \text{ \AA}$ [15]) indicates disorder in the CuO_2 planes is weak and has little if any effect on $\lambda(0)$.

Figure 3 displays $\lambda^{-2}(T)$ vs. T . Curves are displaced vertically for clarity. Reproducibility of T_c and $\lambda^{-2}(0)$ are reasonably good. There is a $\pm 30\%$ spread in $\lambda^{-2}(0)$ that is larger than expected from uncertainty in d [25]. Slight upward curvature in λ^{-2} near T_c is reproducible.

To get the low- T behavior, we fit the first 5% drop in $\lambda^{-2}(T)$ (Fig. 4), a range wide enough to distinguish T^2 from T^3 , but narrow enough to be reasonably certain that $k_B T$ is much smaller than a typical gap value. Smooth solid curves in Fig. 4 are best fits of the cubic function

$$\lambda^{-2}(T) \sim \lambda^{-2}(0) \left[1 - \left(\frac{T}{T_0} \right)^3 \right], \quad (1)$$

to the data. Small error bars indicate experimental noise of 0.2%. The characteristic energy scale, T_0 , is roughly 20 K for all films (Table 1). Whatever causes variation in $\lambda^{-2}(0)$ does not affect the T -dependence of $\lambda^{-2}(T)/\lambda^{-2}(0)$. A best quadratic fit lies well outside experimental noise, as shown by the dashed curve over data for film P1, and is therefore unacceptable. Extrapolations of the low- T fits are accurate to a few percent over the first $\sim 25\%$ drop in $\lambda^{-2}(T)$, up to $T \sim T_c/2$ (Fig. 5). Thus, low- T behavior is cubic, independent of fitting range. Moreover, there is no low- T crossover analogous to the T^2 to T crossover predicted for disordered d -wave superconductors [12] or nonlocal effects [17].

III. ANALYSIS

We can fit our data with the gap form, $1 - C e^{-\Delta(0)/k_B T}$. The fits are poorer than the best cubic fits, but not so poor as quadratic. If we take them seriously, then they provide an upper limit on the gap of $\sim 25 \text{ K}$ – i.e., $\Delta(0)/k_B T_c \approx 1.1$. Best-fit values of $C \sim 1$ indicate significant smearing of the s -wave gap. We note that the data of Alff *et al.* [5] are well fitted by T^3 , assuming 0.5% error bars, with T_0 close to 20 K.

T^3 is possible in s -wave superconductors when inelastic effects – e.g., the proximity effect [18], which is effectively inelastic [27], or electron-phonon scattering [19] – are considered. Inelastic processes give quasiparticle states a finite lifetime, resulting in a finite superconducting density of states at low energies.

Electron-phonon scattering seems the most promising explanation. Theory [19] predicts that the normal fluid fraction $n_n \equiv 1 - n_s(T)/n_s(0)$ at low T equals the electron-phonon scattering rate at $E = 0$, $\hbar/2\tau_{e-p}(E = 0)$, divided by $\Delta(0)$, within a factor of order unity. Let us assume that the model applies and that $\Delta(0) \approx 40 \text{ K}$ [28]. Then the observation that the low- T behavior of n_s extrapolates to $n_s(T) = 0$ at $T = 20 \text{ K} \approx T_c$ means that $\hbar/k_B 2\tau_{e-p}(E = 0)$ extrapolates to $\approx 40 \text{ K}$ at T_c . That $n_n(12 \text{ K}) \approx 0.25$ implies that $\hbar/k_B 2\tau_{e-p}(E = 0)$ actually reaches 12 K at $T = 12 \text{ K}$. This is a very large electron-phonon rate. It remains for theory to determine whether such a rate is possible. Here, we can note only the following. First, such a rate requires an electron-phonon coupling function, $\alpha^2 F(\omega)$ comparable to that of Hg [29]. Second, it is consistent with the resistivity above T_c in the following sense. The transport scattering rate at $T \approx 30 \text{ K}$ (T_s in Table 1) can be estimated by multiplying $\rho(30 \text{ K})$ by $\lambda^{-2}(0)/\mu_0$. This procedure assumes the clean-limit at $T = 0$, so that $\lambda^{-2}(0)$ is proportional to carrier density over mass. $T_s \approx 35 \text{ K}$ is large enough to account for the needed inelastic scattering, especially since inelastic scattering below T_c includes small-angle scattering

not included in T_s . We note that $\rho(T)$ vs. T is anomalous [22], so $\rho(T)$ cannot with confidence be separated into contributions from elastic and inelastic scattering.

Power-law behavior has been observed at low T in 2D s -wave superconductors with resistances near 1000 Ω . (The sheet resistance at 30 K of a single CuO_2 plane in PCCO is about 600 Ω .) Tunneling measurements [30] on thin amorphous-composite indium-oxide films reveal an inelastic tail in the superconducting density of states, which grows as T^3 in quantitative agreement with predictions [31] for electron-phonon scattering in disordered superconductors. $\lambda^{-2}(T)$ in thin amorphous $\text{Mo}_{77}\text{Ge}_{23}$ films decreases as a power of T at low T . The effect is small, and powers of 2 or 3 are both possible [32]. These measurements establish phenomenologically that power-law behavior is possible in s -wave superconductors. Much more work is needed to determine whether these effects are relevant to e -doped cuprates.

IV. ACKNOWLEDGEMENTS

This work was supported in part by DoE Grant DE-FG02-90ER45427 through the Midwest Superconductivity Consortium.

-
- [1] D.J. Van Harlingen, Rev. Mod. Phys. **67**, 515 (1995).
 - [2] C.C. Tsuei and J.R. Kirtley, Rev. Mod. Phys. **72**, 969 (2000).
 - [3] C.C. Tsuei and J.R. Kirtley, Phys. Rev. Lett. **85**, 182 (2000).
 - [4] See Ref. 3 for a concise summary of differences between optimally doped electron- and hole-doped cuprates.
 - [5] L. Alff *et al.*, Phys. Rev. Lett. **83**, 2644 (1999).
 - [6] L. Alff *et al.*, Phys. Rev. B **58**, 11197 (1998).
 - [7] S. Kashiwaya *et al.*, Phys. Rev. B **57**, 8680 (1998).
 - [8] J.D. Kokales *et al.*, Phys. Rev. Lett. **85**, 3696 (2000).
 - [9] R. Prozorov *et al.*, Phys. Rev. Lett. **85**, 3700 (2000).
 - [10] N.P. Armitage *et al.*, Phys. Rev. Lett. **86**, 1126 (2001).
 - [11] J.F. Annett, N. Goldenfeld, and S.R. Renn, in *Physical Properties of High Temperature Superconductors II*, edited by D.M. Ginsberg (World Scientific, Singapore, 1990).
 - [12] P.J. Hirschfeld and N. Goldenfeld, Phys. Rev. B **48**, 4219 (1993).
 - [13] H. Won and K. Maki, Phys. Rev. B **49**, 1397 (1994).
 - [14] S. Kamal *et al.*, Phys. Rev. B **58**, R8933 (1998).
 - [15] S.-F. Lee *et al.*, Phys. Rev. Lett. **77**, 735 (1996).
 - [16] D.A. Bonn *et al.*, Phys. Rev. B **50**, 4051 (1994).
 - [17] I. Kosztin and A.J. Leggett, Phys. Rev. Lett. **79**, 135 (1997).
 - [18] S.D. Adrian *et al.*, Phys. Rev. B **51**, 6800 (1995).
 - [19] G.V. Klimovich, A.V. Rylyakov, and G.M. Eliashberg, JETP Lett. **53**, 399 (1991).
 - [20] H. Yamamoto, M. Naito, and H. Sato, Phys. Rev. B **56**, 2852 (1997); M. Naito, H. Sato, and H. Yamamoto, Physica (Amsterdam) **293C**, 36 (1997).
 - [21] J.D. Kokales *et al.*, Physica (Amsterdam) **341-348C**, 1655 (2000).
 - [22] P. Fournier *et al.*, Phys. Rev. Lett. **81**, 4720 (1998).
 - [23] S.J. Turneaure, E.R. Ulm, and T.R. Lemberger, J. Appl. Phys. **79**, 4221 (1996); S.J. Turneaure, A.A. Pesetski, and T.R. Lemberger, *ibid.* **83**, 4334 (1998).
 - [24] D.N. Basov *et al.*, Phys. Rev. Lett. **74**, 598 (1995).
 - [25] It is not known whether similar variations occur in cuprate crystals, e -doped or h -doped, since $\lambda^{-2}(0)$ is rarely measured. Certainly there are larger variations in $\lambda^{-2}(0)$ for LSCO samples, with single crystals having a substantially smaller value than for bulk powders [26].
 - [26] K.M. Paget *et al.*, Phys. Rev. B **59**, 641 (1999), and references therein.
 - [27] T.R. Lemberger and Y. Yen, Phys. Rev. B **29**, 6384 (1984); T.R. Lemberger, *ibid.* **29**, 4946 (1984).
 - [28] S. Kleefisch *et al.*, Phys. Rev. B **63**, 100507 (2001).
 - [29] S.B. Kaplan *et al.*, Phys. Rev. B **14**, 4854 (1976).
 - [30] D.S. Pyun and T.R. Lemberger, Phys. Rev. B **43**, 3732 (1991); **44**, 7555 (1991).
 - [31] T.P. Devereaux and D. Belitz, J. Low Temp. Phys. **77**, 319 (1989).
 - [32] S.J. Turneaure, T.R. Lemberger, and J.M. Graybeal, Phys. Rev. Lett. **84**, 987 (2000).

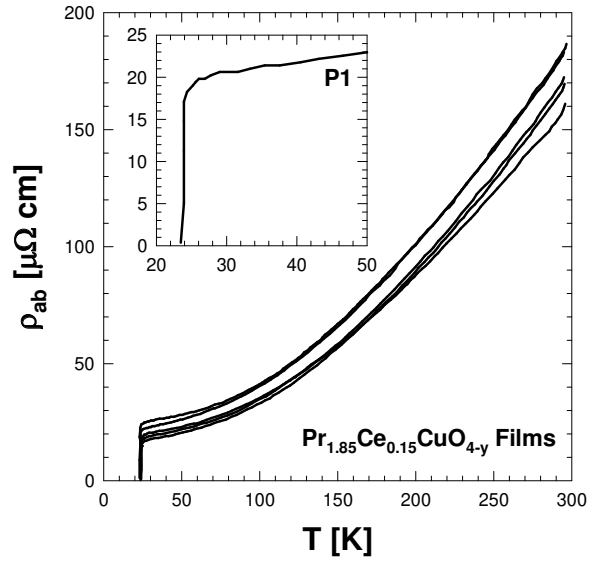


FIG. 1. *ab*-plane resistivities, ρ vs. T , of optimally doped PCCO films. Inset displays transition region for a typical film, P1.

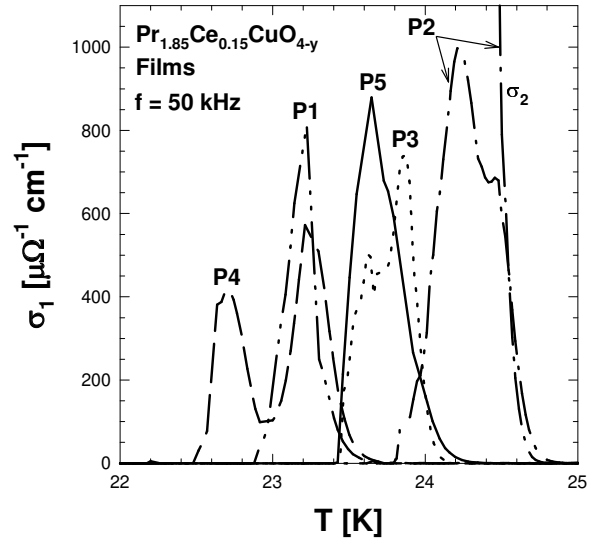


FIG. 2. σ_1 vs. T at 50 kHz. T_c and ΔT_c are the temperature and width of the fluctuation peak in σ_1 . For comparison, $\sigma_2(T)$ is shown for film P2.

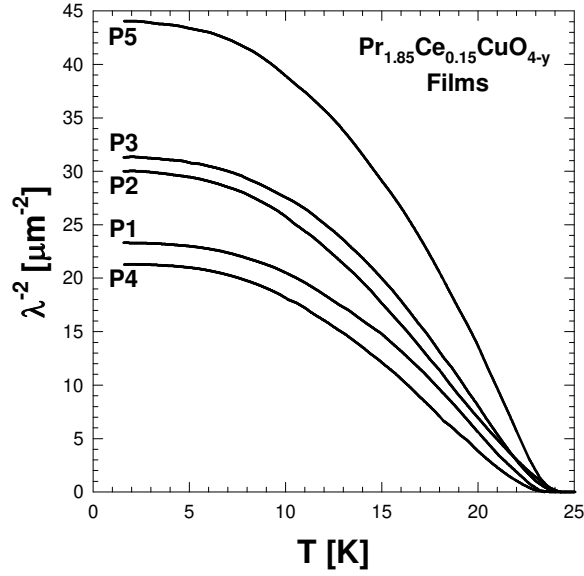


FIG. 3. λ^{-2} vs. T for the ab -plane of five optimally doped PCCO films.

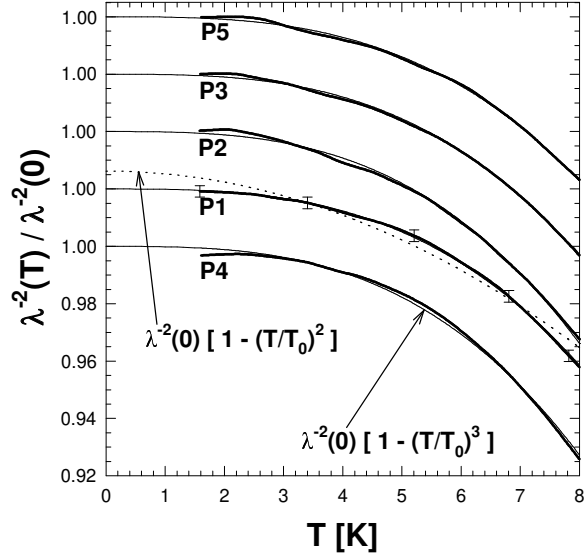


FIG. 4. First 5% drop in $\lambda^{-2}(T)/\lambda^{-2}(0)$ in optimally doped PCCO films. Successive curves are offset by 0.02 for clarity. Thin solid lines are best fits of $[1 - (T/T_0)^3]$ to $\lambda^{-2}(T)/\lambda^{-2}(0)$ over this range. The fits lie within experimental noise of 0.2%, represented by error bars on P1. The characteristic temperature T_0 is 20 K for all films (Table 1). A best-fit quadratic, $[1 - (T/T_0)^2]$, lies unacceptably far outside the experimental noise, (dashed curve for film P1).

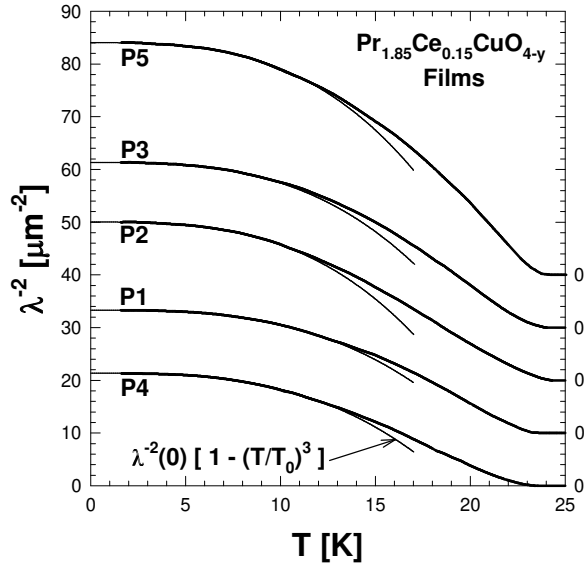


FIG. 5. λ^{-2} vs. T for five optimally doped PCCO films (thick solid lines). Successive curves are offset by $10 \mu\text{m}^{-2}$ for clarity. Thin solid lines are extrapolations of low- T cubic fits to λ^{-2} .

TABLE I. Properties of the five optimally doped PCCO films studied. d is the film thickness. T_c and ΔT_c are the temperature and full width of the fluctuation peak in $\sigma_1(T)$. T_0 is determined from T^3 fits to the first 5% drop in $n_s(T)$. Uncertainty in d and $\lambda^{-2}(0)$ are estimated to be $\pm 15\%$. T_s is a transport scattering rate at 30 K: $T_s = \hbar\rho(30\text{K})/k_B\mu_0\lambda^2(0)$, with $\mu_0 =$ permeability of vacuum.

Film	d [Å]	T_c [K]	ΔT_c [K]	T_0 [K]	$\lambda(0)$ [Å]	ρ (30 K) [$\mu\Omega\text{cm}$]	T_s [K]
P1	750	23.2	0.7	20.3	2200	21	29
P2	1000	24.2	1.0	19.1	1800	19	36
P3	1250	23.9	0.7	20.0	1800	18	34
P4	750	23.2	1.1	19.2	2200	23	29
P5	750	23.6	0.8	20.8	1500	26	70