

Statistics of lowest excitations in two dimensional Gaussian spin glasses

M. Picco⁽¹⁾, F. Ritort^(1,2) and M. Sales⁽²⁾

(1) *LPTHE, Université Pierre et Marie Curie, Paris VI et Université Denis Diderot, Paris VII
Boite 126, Tour 16, 1^{er} étage, 4 place Jussieu, F-75252 Paris Cedex 05, France*

(2) *Departament de Física Fonamental, Facultat de Física, Universitat de Barcelona
Diagonal 647, 08028 Barcelona, Spain*

A detailed investigation of first and second excitations in two-dimensional Gaussian spin glasses is presented. We show the existence of two new zero-temperature exponents λ and θ' which have hitherto escaped attention. λ describes the relative number of finite-volume excitations respect to large-scale ones and θ' describes the system-size dependence of the energy cost of the lowest excitations. These two exponents combine to give the standard thermal exponent of domain-wall theory θ through the relation, $\theta = \theta' + d\lambda$. Our work shows the importance to consider both small-scale and large-scale lowest lying excitations in a random energy levels scenario to understand the low-temperature equilibrium behavior of spin glasses.

Despite three decades of work in the field of spin glasses major issues such as their low-temperature behavior still remain unresolved¹. One of the main achievements has been a good understanding of mean-field theory² which nevertheless does not include spatial effects which manifest as droplet excitations. Leaving aside the controversy whether replica symmetry breaking is or not a good description of the spin glass phase³, it is reasonable to expect that a phenomenological approach to the spatial structure of lowest excitations should satisfactorily account for their low-temperature properties. McMillan proposed⁴ that thermal properties in spin glasses are determined by the scaling behavior of the largest excitations present in the system. Therefore, he assumed that the energy cost of large scale excitations of length L scales like L^θ , θ being the thermal exponent. Using domain-wall renormalization group ideas he also introduced a practical way to determine the leading energy cost of low-lying large-scale excitations⁵. It consisted in measuring the energy defect of a domain wall spanning the whole system obtained by computing the change of the ground state energy when switching from periodic to anti periodic boundary conditions in one direction. This idea has been further elaborated and extended to deal with equilibrium and dynamical properties of spin glasses in a scenario nowadays referred as droplet model⁶. Several works have used McMillan's method to determine the value of θ in two and three dimensions⁷.

A strong assumption in domain-wall renormalization group approach is to suppose that low-temperature properties in spin glasses are uniquely determined by the lowest large-scale excitations. The purpose of this work is to show that on top of large-scale excitations a description of small-scale excitations is also necessary to understand the low- T behavior and that two exponents (λ and θ') are necessary to fully characterize the zero-temperature fixed point. The exponent λ describes the probability to find a large-scale lowest excitation spanning the whole system, while θ' describes the system-size dependence of the energy cost of this excitation.

The underlying theoretical background of our ap-

proach is the following. To investigate the leading low-temperature behavior in spin glasses let us consider expectation values for moments of the order parameter by keeping only the ground state and the first excitation. This approach was introduced in⁸ and can be extended to higher-order excitations to construct a low-temperature expansion for spin glasses. This is described in detail in another publication⁹. For simplicity, here we restrict the analysis to the first linear expansion in T by keeping only the first excitation. If $q = \{\sigma, \tau\}$ denotes the overlap between two replicas (i.e. configurations of different systems with the same realization of quenched disorder), then the expectation value $\langle q^2 \rangle$ can be written as follows⁸,

$$\overline{\langle q^2 \rangle} = 1 - \frac{2}{V^2} \sum_v P(v, \Delta E) v(V-v) \text{sech}^2\left(\frac{\Delta E}{2T}\right), \quad (1)$$

where $P(v, \Delta E)$ is the joint probability distribution to find a sample (among an ensemble of \mathcal{N}_s samples) where the lowest excitation has v spins overturned respect to the ground state (so the overlap between the ground and that excited state is $q = 1 - 2v/V$, V being the total volume of the system) and with energy cost or gap ΔE . If v_s and $\Delta E(s)$ denote the volume and excitation energy of the lowest excitation for sample s then,

$$P(v, \Delta E) = \frac{1}{\mathcal{N}_s} \sum_{s=1}^{\mathcal{N}_s} \delta(v - v_s) \delta(\Delta E - \Delta E(s)) \quad . \quad (2)$$

Using the Bayes theorem this joint probability distribution can be written as $P(v, \Delta E) = g(v) \hat{P}_v(\Delta E)$ where $\sum_{v=1}^V g(v) = \int_0^\infty d(\Delta E) \hat{P}_v(\Delta E) = 1$, the last equality being valid for any v . $g(v)$ is the probability to find a sample such that its lowest excitation has volume v and $\hat{P}_v(\Delta E)$ is the conditioned probability for this excitation to have gap equal to ΔE . A simple low-temperature expansion of (1)^{8,9} up to linear order in T yields,

$$\overline{\langle q^2 \rangle} = 1 - \frac{4T}{V^2} \sum_{v=1}^V g(v) \hat{P}_v(0) v(V-v) \quad (3)$$

showing that the leading behavior is determined by both the $g(v)$ and the density of states at zero gap $\hat{P}_v(0)$. In the droplet model it is generally assumed that lowest excitations have average volume $\bar{v} = \sum_v v g(v)$ diverging with $V = L^D$ and density weight at zero gap $\hat{P}_V(0) \sim 1/L^\theta$ where θ is the thermal exponent. In principle, a single exponent θ describes the scaling behavior of all excitations with volume $v \propto V$ and there are no reasons to expect any v -dependence of θ . Moreover, the droplet model does not claim anything about small-scale lowest excitations $v \sim 1$ which are considered irrelevant for the low T behavior. This is true if large-scale excitations have a finite probability. As shown by eq.(3), the contribution of small-scale excitations to the sum in the r.h.s would be negligible in the large V limit. Under these reasonable assumptions one obtains $\langle q^2 \rangle = 1 - cT/L^\theta$, where c is a non-universal stiffness constant related to the particular model. Our purpose here is to show that the contribution of small-scale excitations to the r.h.s of (3) is as important as the contribution of the large-scale ones, thus leading to strong modifications of the standard droplet scenario and, in particular, of the physical meaning of the thermal exponent θ .

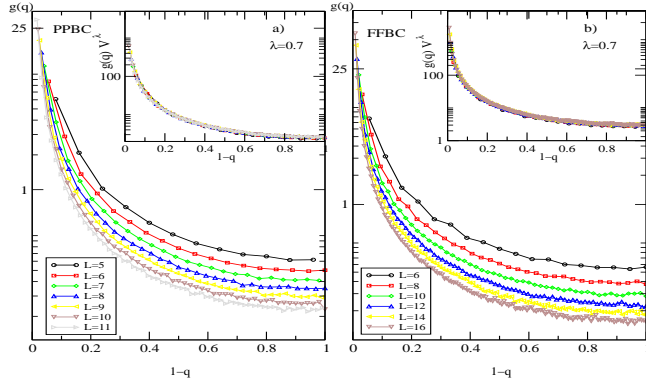


FIG. 1. $g(q)$ versus $1 - q$ for the PP (left panel) and FF case (right panel) for different lattice sizes $L = 5 - 11$ (PP) and $L = 6 - 16$ (FF) from top to bottom. In both insets we plot the scaling function $g(q)V^\lambda$ vs $1 - q$ with $\lambda = 0.7$.

Several numerical works have recently searched for low-lying excitations in spin glasses using heuristic algorithms¹⁰. But, to our knowledge, no study has ever presented exact results about the statistics of lowest excitations. In this paper we have exactly computed ground states and lowest excitations in the two-dimensional Gaussian spin glass defined by

$$\mathcal{H} = - \sum_{i < j} J_{ij} \sigma_i \sigma_j \quad (4)$$

where the σ_i are the spins (± 1) and the J_{ij} are quenched random variables extracted from a Gaussian distribution of zero mean and unit variance. These have been computed by using a transfer matrix method working in the

spin basis. Representing each spins state by a weight and a graduation in the energy we can build explicitly the ground state by keeping the largest energy and next, by iteration, the first excitation and so on. The continuous values for the couplings assures that there is no accidental degeneracy in the system (apart from the trivial time-reversal symmetry $\sigma \rightarrow -\sigma$). Calculations have been done in systems with free boundary conditions in both directions (FF), periodic boundary conditions in both directions (PP) and free boundary conditions in one direction but periodic in the other (FP). In all cases we find the same qualitative and quantitative results indicating that we are seeing the correct zero-temperature critical behavior.

We found ground states and lowest excitations for systems ranging from $L = 4$ up to $L = 11$ for PP and up to $L = 16$ for FP and FF. The number of samples is very large, typically 10^6 for all sizes. This requires a big amount of computational time and calculations were done in a PC cluster during several months. For each sample we have evaluated the volume of the excitation v (and hence the overlap $q = 1 - 2v/V$ between the ground state and the first excitation) and the gap ΔE . From these quantities we directly obtain $g(v)$ and $\hat{P}_v(\Delta E)$. In figure 1 we show $g(q) = \frac{V}{2}g(v)$ as function of q for different sizes in the PP and FF cases. We can clearly see that there are excitations of all possible sizes but the typical ones which dominate by far are single spin excitations. To have a rough idea of the number of rare samples giving large scale excitations let us say that nearly half of the total number of samples have one-spin lowest excitations, whereas less than 10% of the samples have lowest excitations with overlap q in the range $0 - 0.5$. This disparity increases systematically with size. A detailed analysis of the shape of $g(v)$ reveals that it has a flat tail for large-scale excitations and a power law divergence for finite-volume excitations. The $g(v)$ can be extremely well fitted by the following scaling form,

$$g(v) = \frac{G(q)}{V^{\lambda+1}} = \frac{1}{V^{\lambda+1}} \left(A + \frac{B}{(1-q)^{\lambda+1}} \right) \quad (5)$$

This type of scaling, applied only to large-scale excitations, was proposed in⁸. We can see how such equation interpolates extremely well the whole spectrum of sizes. Although there is not a simple physical explanation for this expression we note that this is the simplest one which matches two different regimes: a small-scale regime (finite v) $g(v) \sim 1/v^{\lambda+1}$ and a large-scale regime (v/V finite) $g(v) \sim 1/V^{\lambda+1}$. This matching explains why there is a unique exponent λ in (5) which describes two completely different volume sectors. Despite of the fact that eq.(5) describes well the data, we emphasize that it must be seen only as an interpolation which correctly matches the two volume regimes. Note that although the $g(v)$ is defined for discrete volumes, in the limit $V \gg 1$ values of q are equally spaced by $\Delta q = 2/V$ and the function $g(q) = \frac{V}{2}g(v)$ becomes continuous if expressed as a function of q instead of the integer variable v ,

$$g(q) = \frac{1}{2V^\lambda} \left(A + \frac{B}{(1-q)^{\lambda+1}} \right) \quad . \quad (6)$$

Although eq.(5) diverges for $q = 1$ apparently leading to a violation of the normalization condition for the $g(v)$, it must be emphasized that no excitation has $q = 1$ so there is a maximum cutoff value $q^* = 1 - 2/V$ corresponding to one-spin excitations. The normalization condition for the $g(q)$ using (6) yields in the large V limit,

$$\int_0^{q^*=1-2/V} g(q) dq = 1 \rightarrow \frac{A - B/\lambda}{2V^\lambda} + \frac{B}{2^{\lambda+1}\lambda} = 1 \quad (7)$$

implying $\lambda \geq 0$. The divergent term ($q \rightarrow 1$) in (6) shows that one-spin excitations dominate the whole spectrum. In fact, $g(1) \simeq O(1) \gg g(V/2) \simeq 1/V^{\lambda+1}$ so the majority of excitations are finite-volume excitations¹¹. But the average excitation volume $\bar{v} = \sum_{v=1}^V v g(v) \simeq AV^{1-\lambda}$ diverges in the $V \rightarrow \infty$ limit and differs from the typical excitation volume $v_{\text{typ}} \sim 1$. This yields an independent measurement of the exponent λ . By fitting the average volume to the expression $\bar{v} = C_1 + C_2 V^{1-\lambda}$ or by measuring the ratio $g(V/2)/g(1) \sim D_1 + D_2 V^{-1-\lambda}$ we get $\lambda = 0.7 \pm 0.05$ as best fitting value. Although we find some small but systematic corrections in the value of λ , our results are compatible with the general equation (5) plus some sub leading corrections. Obtaining a more accurate value for λ seems to be a hard task and larger sizes are certainly needed to improve our estimates.

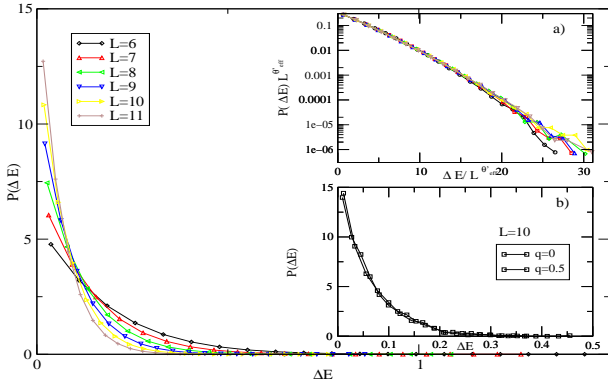


FIG. 2. Gap distribution $P(\Delta E)$ vs ΔE for different lattice sizes in the PP case. In inset a) Scaling obtained from the ansatz (8) with $\theta'_{\text{eff}} = -1.6$. In inset b) we show the $\hat{P}_v(\Delta E)$ for different excitation sizes ($q = 0.5, q = 0$) for a lattice size $L = 10$. Note that the distribution is independent of the size of the excitation.

After having discussed the $g(v)$ we show the striking results for the energy gap distribution $\hat{P}_v(\Delta E)$. In figure 2 we show this distribution for the PP case. Similar results are obtained for the FF and FP cases. Quite remarkably, this distribution does not depend on the size v of the excitation, hence both large and small-scale excitations

are described by the same gap distribution (inset b) of figure 2). The $\hat{P}_v(\Delta E)$ is normalized and fits extremely well the following scaling behavior,

$$\hat{P}_v(\Delta E) = L^{-\theta'} \mathcal{P}\left(\frac{\Delta E}{L^{\theta'}}\right) \quad . \quad (8)$$

Since both the exponent θ' and the scaling function \mathcal{P} are independent of v this implies that the gap probability distribution $P(\Delta E) = \sum_{v \geq 1} g(v) \hat{P}_v(\Delta E)$ satisfies the same scaling behavior (8). In the inset a) of figure 2 we also show the best data collapse for $P(\Delta E)$ obtained with an effective exponent $\theta'_{\text{eff}} \simeq -1.6$. A detailed study of the moments of $P(\Delta E)$ computed for different values of L shows that there are strong sub dominant corrections¹² to the leading scaling (8) and that the correct exponent turns out to be $\theta' = -1.7 \pm 0.1$. Again, as for λ , it is very hard to obtain a more accurate value for θ' .

We observe that the exponent θ' is very different from the usual value of the thermal exponent θ obtained in domain wall theory ($\simeq -0.3$). This apparent contradiction is resolved as follows. One of the most relevant results from the ansatz in (5) is that both small and large scale excitations contribute to low-temperature properties. In general, consider any expression (such as (3)) involving a sum over all possible volume excitations. Restricting the sum to the large-scale regime (v/V finite) the net contribution to such sum is proportional to $Vg(V)\hat{P}_V(0) \propto L^{-\theta'-d\lambda}\mathcal{P}(0)$. Coming back to (3) we note, using (5), that both small and large-scale excitations yield a contribution of the same order $TL^{-\theta'-d\lambda}\mathcal{P}(0)$. This is a consequence of the aforementioned fact that there is a single exponent λ describing the large and small sectors of the volume spectrum (5). These considerations lead to the existence of an exponent $\theta = \theta' + d\lambda$ determining the zero-temperature critical behavior of the order parameter $\langle q^2 \rangle$. In standard droplet theory one implicitly assumes $\lambda = 0$. This is indeed true in $d = 1$ but not in $d = 2$ and probably also not for $d > 2$. Our results for θ' and λ in the present case yield $\theta \simeq -0.3 \pm 0.2$ compatible with finite-temperature (Monte Carlo or transfer matrix) estimates $\theta = -0.49$ ¹³ and domain wall calculations $\theta = -0.285$ ⁷. We have been conservative in giving a big error bar for θ . However, this error arises from the not too accurate values of θ' and λ which show systematic corrections for the range of sizes studied. It is unclear to us whether the presence of these systematic corrections are due to the fractal nature of the surface of droplets¹² or to the fact that $d = 2$ is close to lower critical dimension.

One of the most interesting features of our results is that different energy levels (for a given sample) seem to be uncorrelated. By this we mean that the gap distribution $\hat{P}_v(\Delta E)$ does not depend on the volume v of the excitation. To better investigate the random character of the energy levels we have looked for second excitations. Investigating higher energy levels requires larger computational effort but can be afforded. For instance,

second excitations are also cluster excitations¹⁴ which strongly simplifies the analysis. We define the second-excitation (with energy gap ΔE_2) probability distribution $P^{(2)}(v, \Delta E_2) = g^{(2)}(v) \hat{P}_v^{(2)}(\Delta E_2)$ in analogy with eq.(2) for first excitations.

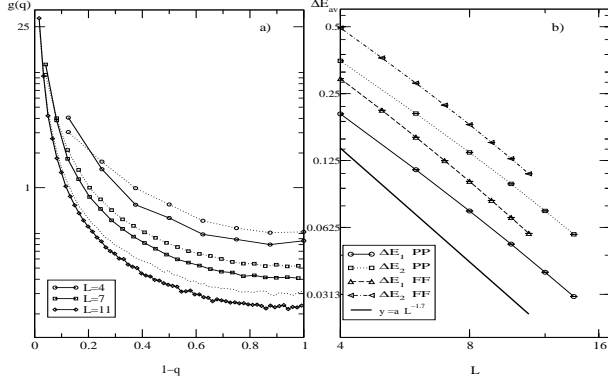


FIG. 3. In plot a) we show the $g(q), g^{(2)}(q)$ for first (solid line) and second (dashed line) excitations for lattice sizes 4, 7 and 11 in the PP case. In plot b) we show, in a log-log scale, the average gap for the first and second excitations for the PP and FF cases. The full straight line corresponds to the power law $L^{-1.7}$.

In figure 3 we show $g^{(2)}(v)$ for different sizes for the PP case (the other cases are similar) showing the same shape to that found for first excitations. Also in that figure we show the average gap for second excitations compared to the first-excitation gap as function of L for PP and FF. We point out two important features: One the one hand, $g^{(2)}(v)$ follows the same functional form (5) with the same exponent λ and tends to $g(v)$ in the large volume limit. It is also remarkable that the distributions $g(v)$ and $g^{(2)}(v)$ are nearly equal, except from a small discrepancy in the single-spin excitations weight. The reason for this difference comes from the excluded volume effect arising from the single-spin first excitation which leaves a smaller volume $V - 1$ available to the second excitation. For small systems this implies a net decrease of the probability of having one-spin excitations whereas, larger volume second excitations, are insensitive to this effect. Furthermore, this effect yields $v_1 - v_2$ correlations. On the other hand, as much as for $\hat{P}_{v_1}(\Delta E_1)$, the energy distribution $\hat{P}_{v_2}^{(2)}(\Delta E_2)$ is again independent of the size v_2 of the second excitation. As expected we have that $\hat{P}_v^{(2)}(\Delta E_2) = L^{-\theta''} \hat{P}^{(2)}(\Delta E_2/L^{\theta''})$. Within numerical precision $\theta'' = \theta'$. Detailed investigations showing a systematic decrease of energy correlations and the physical consequences of the random energy levels scenario are described in an separate publication⁹.

We have shown that a proper description of low-temperature properties in two-dimensional Gaussian spin glasses must be done in terms of two exponents: one (λ) describing the relative number of finite-volume excita-

tions compared to large scale ones, the other (θ') describing the typical cost of these lowest excitations whatever their size is. Small-scale excitations are as important as large-scale excitations and they must be considered in any theory of the spin-glass state. Moreover, energy levels are randomly distributed. Although we have focused our research in the two-dimensional Gaussian spin glass we believe that our conclusions remain valid for general dimensions beyond $d = 2$.

Acknowledgments. F.R. and M.S. are supported by the Spanish Ministerio de Ciencia y Tecnología, project PB97-0971 and grant AP98-36523875 respectively. M. P. and F. R. acknowledge support from the French-Spanish collaboration (Picasso program and Acciones Integradas HF1998-0097).

- ¹ A. P. Young, Ed. *Spin Glasses and Random Fields*, World Scientific, Singapore 1998.
- ² M. Mézard, G. Parisi and M. A. Virasoro, *Spin Glass Theory and Beyond*, World Scientific, Singapore 1987.
- ³ E. Marinari, G. Parisi, F. Ricci-Tersenghi, J. J. Ruiz-Lorenzo and F. Zuliani, *J. Stat. Phys.* **98**, 973 (2000); C. M. Newman and D. S. Stein, cond-mat/**0105282**.
- ⁴ W. L. McMillan, *J. Phys. C* **17**, 3179 (1984); A. J. Bray and M. A. Moore, *J. Phys. C* **17**, L463 (1984).
- ⁵ W. L. McMillan, *Phys. Rev. B* **29**, 4026 (1984); *ibid* **30**, 476 (1984); *ibid* **31**, 342 (1985).
- ⁶ A. J. Bray and M.A. Moore in *Heidelberg Colloquium on Glassy Dynamics and Optimization*, ed. L. van Hemmen and I. Morgenstern (Springer-Verlag, Heidelberg, 1986); D. S. Fisher and D. A. Huse, *Phys. Rev. B* **38**, 373 (1988); *ibid*, 386 (1988).
- ⁷ A. J. Bray and M.A. Moore, *Phys. Rev. B* **31**, 631 (1985); H. Rieger, L. Santen, U. Blassum, M. Diehl and M. Jünger, *J. Phys. A* **29**, 3939 (1996); M. Palassini, A. P. Young, *Phys. Rev. B* **60**, R9919 (1999).
- ⁸ F. Ritort and M. Sales, *J. Phys. A (Math. Gen.)* **33**, 6505 (2000); *ibid* *J. Phys. A (Math. Gen.)* **34** L333 (2001).
- ⁹ M. Picco, F. Ritort and M. Sales, to appear in cond-mat.
- ¹⁰ F. Krzakala and O. C. Martin, *Phys. Rev. Lett.* **85**, 3013 (2000); J. Houdayer, F. Krzakala and O. C. Martin, *Eur. Phys. J. B* **18**, 467 (2000).
- ¹¹ A large excitation $v = V/2$ is possible only for even values of V or L . For odd lattice sizes one should take instead $v = (V - 1)/2$.
- ¹² A. A. Middleton, *Phys. Rev. B* **63** 060202(R) (2001).
- ¹³ N. Kawashima and M. Suzuki, *J. Phys. A (Math. Gen.)* **25**, 4985 (1992); M. Ney-Nifle and A. P. Young, *J. Phys. A*, **30**, 5311 (1997); N. Kawashima and T. Aoki, cond-mat/**9911120**.
- ¹⁴ The proof is as follows. Suppose that the first excitation has gap ΔE_1 and corresponds to reverse a single cluster with respect to the ground state. Now, the second excitation has an energy cost $\Delta E_2 > \Delta E_1$. If we consider that the second excitation consists of two disconnected clusters, then reversing both clusters would necessarily cost more energy than reversing each of the two clusters. Hence the second excitation must be also a single cluster.