

Novel critical field in magneto-resistance oscillation of 2DEG in asymmetric GaAs/Al_{0.3}Ga_{0.7}As double wells measured as a function of the in-plane magnetic field

P. Svoboda¹, Y. Krupko¹, L. Smrčka¹, M. Cukr¹, T. Jungwirth^{1,2}, and L. Jansen³

¹*Institute of Physics ASCR, Cukrovarnická 10, 162 53 Praha 6, Czech Republic*

²*Department of Physics, University of Texas, Austin, TX 78712, USA*

³*Grenoble High Magnetic Field Laboratory, Boîte Postale 166 , 38042 Grenoble Cedex 09, France*
(November 19, 2018)

We have investigated the magnetoresistance of strongly asymmetric double-well structures formed by a thin Al_{0.3}Ga_{0.7}As barrier grown far from the interface in the GaAs buffer of standard heterostructures. In magnetic fields oriented parallel to the electron layers, the magnetoresistance exhibits an oscillation associated with the depopulation of the higher occupied subband and with the field-induced transition into a decoupled bilayer. In addition, the increasing field transfers electrons from the triangular to rectangular well and, at high enough field value, the triangular well is emptied. Consequently, the electronic system becomes a single layer which leads to a sharp step in the density of electron states and to an additional minimum in the magnetoresistance curve.

73.20.Dx, 73.40.-c, 73.50.-h

I. INTRODUCTION

A magnetic field B_{\parallel} applied parallel to the quasi-two-dimensional systems of electrons confined in double-well structures is known to couple strongly to the electron orbital motion and to change dramatically the electron energy spectra. The magnetoresistance oscillation observed on coupled double¹⁻⁴ quantum wells represents a striking manifestation of the two distinct van Hove singularities in the B_{\parallel} -dependent density of states, corresponding to the depopulation of the antibonding subband at a critical field $B_{\parallel} = B_{c,1}$, and to the splitting of the Fermi sea into two separated electron sheets at a second critical field $B_{c,2}$.

The structures investigated here were prepared by inserting a thin Al_{0.3}Ga_{0.7}As barrier (of a thickness D) into the GaAs buffer layer of a standard modulation-doped GaAs/Al_{0.3}Ga_{0.7}As heterostructure, in a distance d from the interface. The resulting double-well system consists of a nearly rectangular well of a width d and of a triangular well, both coupled through a thin barrier. With a proper choice of growth parameters, one can control the occupancy of the two wells and simultaneously tune the position of two lowest energy subbands (bonding and antibonding). Provided that the majority of electrons is in the bonding subband, it is possible to study the transfer of electrons between the subbands and/or across the barrier separating both wells under the influence of the in-plane magnetic field.

Unlike bilayers realized in conventional double wells or wide single wells, our system is highly asymmetric. At $B_{\parallel} = 0$, the bonding subband electrons, with concentration n_b , have a dominant weight in the rectangular well, while the electrons from the antibonding subband, with concentration n_a , are more likely to occupy the triangular well. In our samples $n_b > n_a$ and the correspond-

ing Fermi contours are two concentric circles. Applying the in-plane field B_{\parallel} induces a transfer of antibonding electrons to the bonding subband and, therefore, also from the triangular well into the rectangular one⁴. The Fermi contour of the antibonding subband changes its shape and shrinks; at a critical field $B_{c,1}$ it disappears and all electrons occupy only the lowest, bonding subband. The system behaves as a wide single-layer with electrons distributed between the two coupled quantum wells. The magnetoresistance approaches a pronounced minimum (see Fig. 1).

Upon further increasing B_{\parallel} , a neck in the peanut-like Fermi contour narrows which, eventually, results into splitting of the contour at $B_{\parallel} = B_{c,2}$. At this second critical field, the system undergoes a transition from a single-layer to a bilayer state, corresponding to a sharp maximum on the magnetoresistance curve (see Fig. 1). Above $B_{c,2}$, electrons of the larger contour have a dominant weight in the rectangular well, while the smaller contour electrons occupy the triangular well. The asymmetry of charge distribution between the two wells increases with B_{\parallel} . At a third critical field $B_{c,3}$ all electrons are transferred into the rectangular well and the 2D system re-enters the single-layer state. It is the aim of this paper to study, if the corresponding van Hove singularity in the DOS can be detected on the magnetoresistance curve as well.

In the following sections we establish a correspondence between the van Hove singularity in the DOS at $B_{c,3}$ and a minimum on a measured magnetoresistance curve.

II. EXPERIMENTS

The growth parameters of our GaAs/Al_{0.3}Ga_{0.7}As have been designed to allow for the detection of expected anomalies within the experimentally accessible range of

in-plane magnetic fields. The structure described here has been grown by MBE with $d = 39$ monolayers (11.04 nm) and $D = 9$ monolayers (2.55 nm). These parameters are fitted to give the best agreement between the critical fields $B_{c,1}$, $B_{c,2}$ determined from experiments and the self-consistent field calculations³ for measured n , n_b and n_a . The d is larger than its nominal value by approximately 10%, the nominal value of D was 12 monolayers.

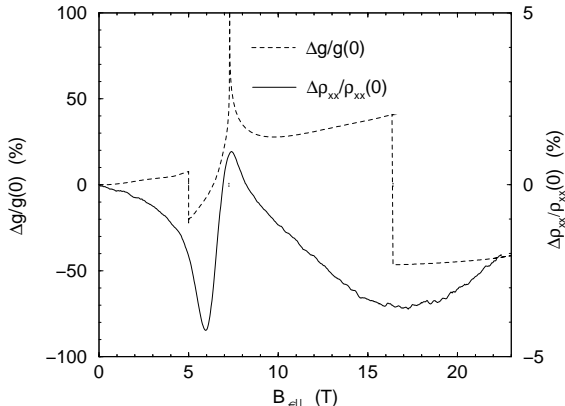


FIG. 1. Changes induced by parallel magnetic field $B_{||}$ in DOS, $\Delta g/g$, and longitudinal resistivity $\Delta\rho_{xx}/\rho_{xx}$.

The magnetoresistance has been recorded at $T = 0.4$ K in magnetic fields up to 23 T. The sample of a standard Hall bar geometry has been mounted into a rotating sample holder, allowing to adjust the angle α between B and 2DEG plane to any value between the perpendicular ($\alpha = 90^\circ$) and parallel ($\alpha = 0^\circ$) configurations. In all cases, however, the in-plane of B was perpendicular to the measuring current. A standard a.c. lock-in technique ($f = 13$ Hz) has been used to simultaneously determine both longitudinal (ρ_{xx}) and Hall (ρ_H) resistivities as a function of applied magnetic field. The low-field slope of the Hall resistivity, compared to the slope at $\alpha = 90^\circ$, has been used to calculate the tilt angle.

The basic characteristics of 2DEG have been extracted from the data taken in perpendicular magnetic fields. The total electron concentration $n = 3.3 \times 10^{15} \text{ m}^{-2}$ was from the low-field Hall resistivity. Measured ρ_H and ρ_{xx} , give the electron mobility $\mu_H = 11.6 \text{ T}^{-1}$. While the occupancy of two subbands was evident from the Shubnikov-de Haas oscillations, the concentration of electrons in the second (antibonding) subband was apparently very small, causing only a weak modulation of the oscillations originating from the bonding subband. Fourier analysis could therefore reliably provide only the concentration of the bonding electrons $n_b = 3.0 \times 10^{15} \text{ m}^{-2}$. It implies, that only about 9 % of all available carriers resides in the antibonding subband, i.e., in the triangular well in a zero in plane field.

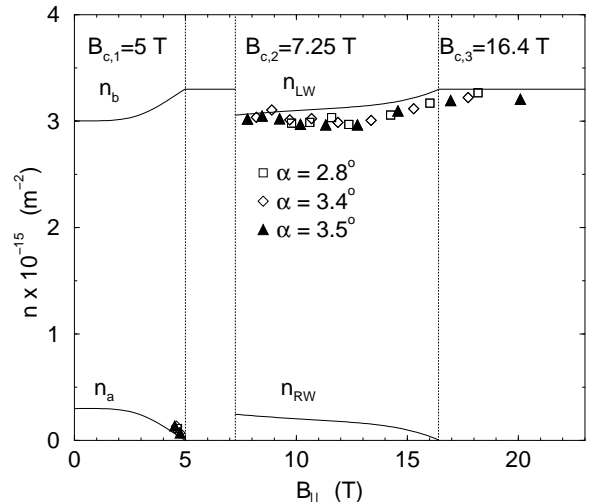


FIG. 2. Parallel field dependence of the electron concentrations in the two occupied subbands, n_b and n_a . Electrons can be assigned to individual wells for $B_{||} > B_{c,2}$, n_{LW} corresponds to the left well and n_{RW} to the right well.

III. RESULTS AND DISCUSSION

Longitudinal magnetoresistance of the sample adjusted to nearly parallel configuration ($|\alpha| < 0.1^\circ$) is presented in Fig. 1, together with the calculated field dependence of the density of states. In addition to the van Hove singularities related to $B_{c,1}$ and $B_{c,2}$, there is another minimum on the magnetoresistance curve that can be associated with the third singularity of the density of states at $B_{||} = B_{c,3}$. Recall that $B_{c,3}$ corresponds to depletion of the triangular well. For this particular sample we got $B_{c,3} = 16.4$ T. Fig. 2 shows the evolution of electron concentrations in the occupied subbands and/or wells as a function of $B_{||}$. Full lines represent results of the theoretical calculation, experimental points have been determined from the $\rho_{xx}(B)$ curves measured in magnetic fields slightly tilted from the 2D plane ($\alpha < 4^\circ$). Low tilt angles guarantee, that $B_{\perp} \ll B_{||}$, which justifies the approximations used in the calculation⁴. The perpendicular component of the field induces Shubnikov-de Haas (SdH) oscillations and makes it possible to estimate the 2D electron densities. In lowest magnetic fields, $B_{||} < B_{c,1}$, only the oscillations arising from antibonding electrons can be seen, which is due to their lower effective mass. Their concentration is, however, very low and only few peaks could be identified on all measured curves. The value of $B_{c,1} = 5.0$ T, defined by extrapolation $n_a \rightarrow 0$, is therefore less certain. Unlike samples with narrower barriers measured in Ref.⁴, we were not able to reliably detect any oscillations, that could be attributed to the "single-layer" regime at $B_{c,1} < B_{||} < B_{c,2}$, since here the interval of fields is much narrower.

The oscillations observed at high parallel fields ($B_{||} > B_{c,2} = 7.25$ T) arise from two separated Fermi seas of

electrons with concentrations n_{RW} and n_{LW} , localized in the right (triangular) and left (rectangular) wells, respectively. Since $n_{LW} \gg n_{RW}$ and electrons in the triangular well have much larger effective mass, dominant SdH oscillations arise from the left well and the other electrons are responsible only for a weak modulation of the SdH data. Since both concentrations are field-dependent, the observed oscillations are not periodic in $1/B_{\perp}$ and Fourier analysis cannot be employed to determine the periods. Instead, following procedure has been used to estimate $n_{LW}(B_{\parallel})$ from the curves measured at low tilt angles.

We assume that the concentration $n_{LW}(B_{\parallel})$ does not change within one SdH peak. From the known value of α we find B_{\perp} and convert the data to the ρ_{xx} vs $1/B_{\perp}$ dependence. We identify the distance between any two subsequent minima with the period in $1/B_{\perp}$, calculate corresponding electron concentration and assign it to the position of particular SdH peak on the B_{\parallel} axis. This procedure gave the experimental points shown in Fig. 2 for three different tilt angles. The discrepancy between data points corresponding to different tilt angles is due to the fact, that SdH peaks are markedly asymmetric and therefore their width cannot be determined unambiguously on the $1/B_{\perp}$ scale. The increase of n_{LW} as B_{\parallel} approaches $B_{c,3}$ is, however, evident.

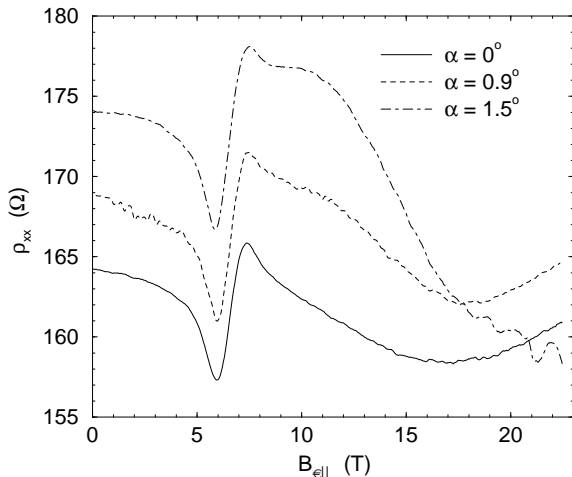


FIG. 3. Longitudinal magnetoresistance at smallest tilt angles α . For clarity, middle and uppermost curves have been shifted upwards by 5Ω and 10Ω , respectively.

The behavior of the sample above $B_{c,2}$ is extremely sensitive to the tilt angle. This is illustrated in Fig. 3, where we compare curves for two smallest measured tilt angles with that obtained at $\alpha = 0^\circ$. For clarity, the upper two curves in the graph have been shifted upwards by 5Ω and 10Ω , respectively. At $\alpha > 1^\circ$, the minimum accompanying $B_{c,3}$ disappeared.

IV. CONCLUSIONS

We have reported on a novel anomaly in the magnetoresistance of an asymmetric double quantum well system exposed to strong magnetic fields parallel to the GaAs/AlGaAs interface. A minimum is observed on the $\rho_{xx}(B_{\parallel})$ curve positioned at a new critical field $B_{c,3}$. This field agrees quantitatively with the calculated singularity in the DOS of the DQW, that accompanies a depletion of the triangular well. Above $B_{c,3}$, electron system behaves as a single layer 2DEG.

Unlike the lower critical fields $B_{c,1}$ and $B_{c,2}$, that have been observed and explained before⁴, the novel critical field is much more sensitive to a proper choice of the growth parameters. It can be observed in experimentally accessible magnetic fields only if the DQW is highly asymmetric in the sense, that the population of the higher, antibonding subband is only a small fraction of the overall electron concentration.

ACKNOWLEDGEMENTS

This work has been supported by the Grant Agency of the Czech Republic under Grant No. 202/01/0754, by the French-Czech project Barrande 99011, by the European Community project “Access to Research Infrastructure action of the Improving Human Potential Programme”, and by the Welch Foundation.

-
- ¹ J. A. Simmons, S. K. Lyo, N. E. Harff, and J. F. Klem, Phys. Rev. Lett. **73**, 2256 (1994); S. K. Lyo, Phys. Rev. B **50**, 4965 (1994).
 - ² A. Kurobe, I. M. Castleton, E. H. Linfield, M. P. Grimshaw, K. M. Brown, D. A. Ritchie, M. Pepper, and G. A. C. Jones, Phys. Rev. B, **50**, 4899 (1994).
 - ³ T. Jungwirth, T. S. Lay, L. Smrčka, and M. Shayegan, Phys. Rev. B, **56**, 1029 (1997).
 - ⁴ O. N. Makarovskii, L. Smrčka, P. Vašek, T. Jungwirth, M. Cukr, and L. Jansen, Phys. Rev. B, **62**, 10 908 (2000).