

Observation of Convergent Oscillations of the Flux Line Lattice as a Result of Magnetic Flux Jumping in Hard Superconductors

Victor V. Chabanenko

Physico-Technical Institute, National Academy of Sciences, 72 R. Luxemburg str., 83114 Donetsk, Ukraine

Vladimir F. Rusakov

Department of Physics, Donetsk National University, 24 Universitetskaja str., 83055 Donetsk, Ukraine

Valery A. Yampol'skii

Institute for Radiophysics and Electronics, National Academy of Sciences, 12 Acad. Proskura str., 61085 Kharkov, Ukraine

Stanislav Piechota, Adam Nabialek, Sergei V. Vasiliev, and Henryk Szymczak

Instytut Fizyki PAN, 32 Al. Lotników, 02-668 Warszawa, Poland

(December 2, 2024)

We have monitored new peculiarities of the dynamics of catastrophic avalanches of the magnetic flux in superconducting Nb and Nb-Ti samples: i) convergent oscillations of the magnetic flux line lattice ii) a threshold for entering the huge flux avalanches in the shielding experiments iii) a threshold for the exit of a residual flux in the trapping experiments. In any case, the value of the threshold amounted to 10-15% of the full volume of the giant flux jumps. The effective mass of a flux line is estimated from the experiment.

Recent studies of the marginally stable Bean critical state determined by a balance between intervortex repulsion and pinning by defects in type II superconductors have shown a number of astonishing phenomena associated with spatiotemporal dynamic properties, vortex avalanches of many scales, self-organized criticality and memory effects in vortex matter [1–11].

Our experiments identify flux avalanches as nonlocal processes propagating rapidly over the distance comparable with the size of the sample. Earlier thermal effects in massive rods of niobium caused by giant flux jumps were observed in [7]. Some observations of the behavior of the flux jumps and its structure were presented in [12]. These data show that there exists the exact correspondence between the jumps in the resistivity and the collapse of magnetization. This correspondence follows from the model of flux migration proposed by Anderson. One of the recent investigations [13] of magnetic field screening by the superconductors in the vortex state revealed "negative vortices" whose penetration leads to the expulsion of a magnetic field.

In this paper we report about the observation of two distinct magnetic phenomena in the vortex state of superconductors over the whole range of sweep rates of the magnetic field: i) a threshold for entering the huge flux avalanches in the shielding experiments (in other words, the increase of the screening properties of a superconductor before the flux jump). We also found a threshold for the exit of a residual flux in the trapping experiments; ii) convergent oscillations of the magnetic flux line density as a result of flux jumping.

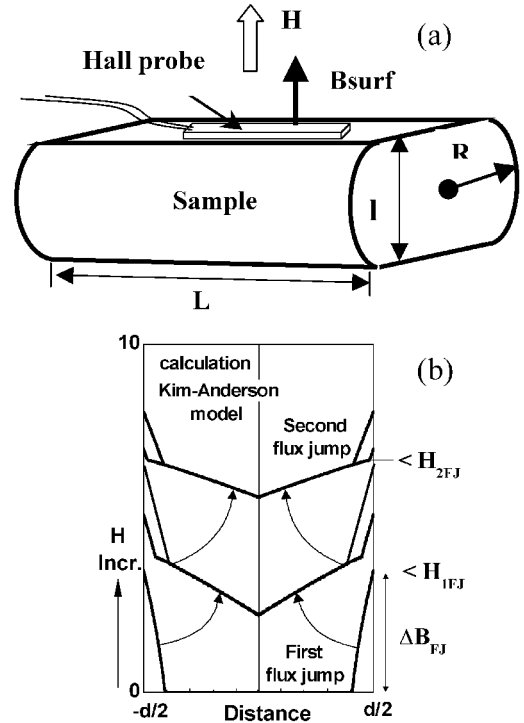


FIG. 1. (a) Geometry of the experiment; (b) The calculated [11] distribution of the induction B vs distance x from the sample surface for the first and the second jumps.

The latter result is of a particular interest since the relaxation time of fluxoid is less than 10^{-12} seconds. This means that collective modes in a fluxoid system are very difficult to observe [14]. In addition, due to a large vortex viscosity, the displacement waves in a vortex lattice

do not propagate [15].

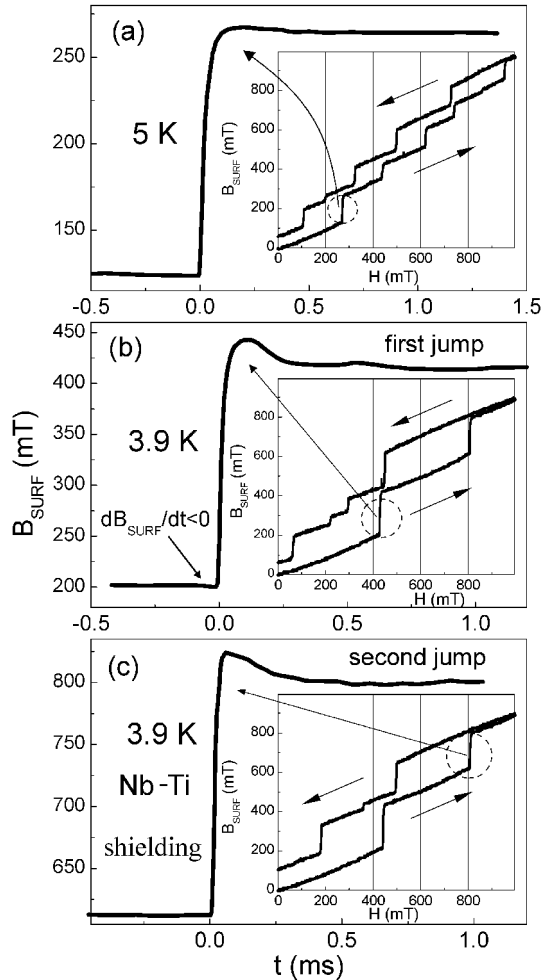


FIG. 2. Main frames: the temporal evolution of the surface magnetic induction B_{surf} for the first flux jump (a, b) and for the second flux jump (c). Insert: Hysteresis loops, $B(H)$, shows a typical sequence of the flux jumps for increasing and decreasing fields.

We interpret the observed oscillations in the vortex system as a result of the existence of a definite value of the vortex mass, i.e. we consider this phenomenon as displaying the inertial property of the vortex matter. Therefore, analysis of our experimental data allowed us to estimate the vortex effective mass. Until now we have not been aware of this type of experiments. There are plenty of papers dealing with the theoretical attempts to estimate the mass of the Abrikosov vortex [14,16–20]. At the same time, we have not succeeded in finding in the literature the estimates of its real value.

We observed the structure of the flux jumps by means of a miniature Hall probe sensor. It was placed in the center of the sample (Fig. 1a) and measured the surface induction $B_{surf} = \mu_0 H - M$, where H is the external magnetic field, M is the magnetization supported by the circulating supercurrent J_c and μ_0 is the permeability of

vacuum. The sensor chip (Sn doped thin film layers of n-InSb) had dimensions as low as $0.7 \times 0.7 \times 0.2$ mm³ with a sensitive crossover area of 20×50 mm². The sensitivity of the Hall probe was 100 mV/mT. The high electron mobility ($\sim 10^4$ cm²/Vs) ensures the high capability at frequencies of $< 10^9$ Hz. Consequently, in our experiment a flux avalanches are detected in real time ($t_{real} < 10^{-6}$ s) without distortion. We have examined the Hall sensor voltage in two ways simultaneously: directly by the transient recorder (model TCC-1000, Riken Denshi Co., LTD) with a memory device (each jump was registered by 1020 dots) and after amplifying its voltage with the aid of a voltmeter Keighley 182. Temperature was monitored by a semiconductor thermometer. In the shield experiments, the zero field cool mode (ZFC) was used. The trap field mode was implemented by increasing the external magnetic field up to the values exceeding the critical magnetic field H_{c2} . The data presented in this study were obtained from Nb-Ti (at% 50) and polycrystalline Nb samples. The sizes of the samples were as follows (see Fig. 1a): for Nb-Ti, $L = 15$ mm, $l = 2.8$ mm, and $2R = 3.1$ mm; for Nb, $L = 11$ mm, $l = 3.5$ mm, and $2R = 5$ mm.

Fig. 2 shows the temperature and temporal dependence of the surface magnetic induction B_{surf} for the first and the second flux jumps in shielding mode for the Nb-Ti sample. The structure of the jump essentially differs from a simple step. Some of the principal differences are clearly seen in Fig. 3b.

According to the flux jump structure (Fig. 2b and Fig. 3b) the development of the thermomagnetic instability can be divided into three stages. It has been experimentally shown (see Fig. 3b for Nb-Ti and Fig. 4a for Nb) that the flux jump ($\Delta\Phi_{FJ}$) is preceded by a certain phenomenon at which the field on a superconductor surface decreases. This is the first stage of the process. For the Nb-Ti sample, the relative value of the resultant pushed-out flux ($\Delta\Phi_{PO}/\Delta\Phi_{FJ}$) is not high. According to the data of Fig. 3b, it only makes up 2%. This phenomenon is more pronounced in the niobium sample (Fig. 4a). The value of the negative peak in the experiment is 16% of the total value of the flux jump. The second stage is in fact the avalanche-like penetration of the flux. Finally, at the last stage the relaxation of thermal and conductive properties of the superconductor occurs. In the most cases, this is a nonmonotonic process. Let us analyze it for the Nb-Ti sample.

As it is shown in Fig. 3b, after the avalanche had penetrated the sample, the induction $B_{surf}(t)$ in the center of the sample was higher than that of the external magnetic field by ΔB_{comp} . Next, in the background of a relaxation curve the damped oscillations were observed. The time intervals between the oscillation peaks are $t_{12} = 0.40$ ms and $t_{23} \simeq 0.43$ ms, respectively. It corresponds to a frequency of $\nu \simeq 2.5$ kHz. Apparently, Coffey [21] observed such a compression of the vortex lattice by measuring the

distribution of the induction inside the sample after the flux jump. This is shown in Fig. 5 where the dome of the entrapped flux exceeding the external magnetic field by 5-7% is clearly seen.

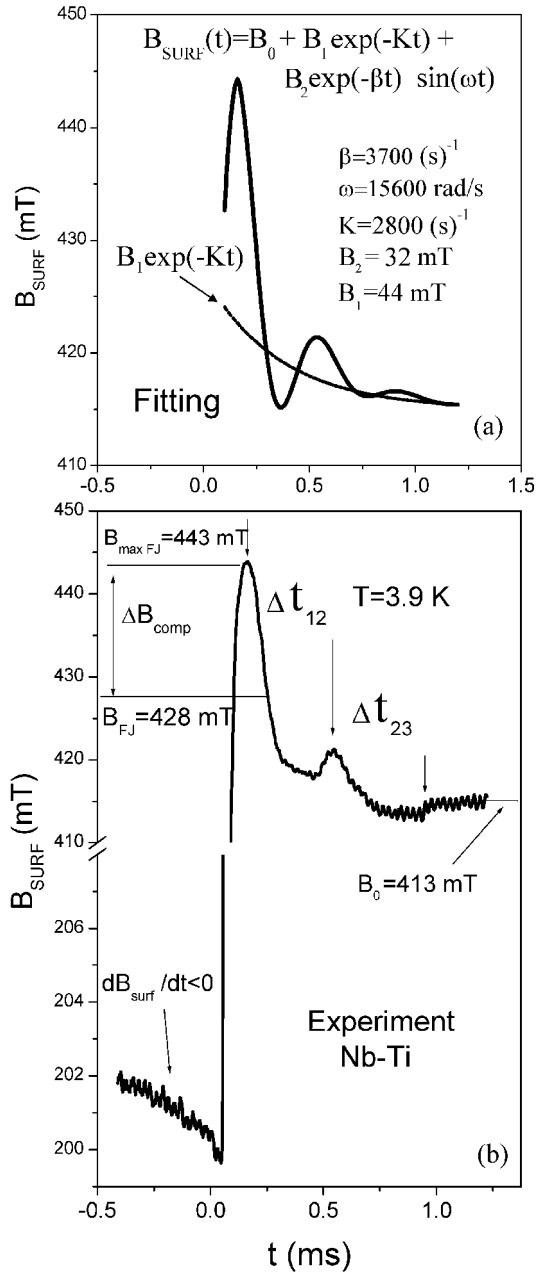


FIG. 3. (a) The results of fitting the experimental curve (b) by means of Eq. (1); (b) The fine structure of the first jump for the Nb-Ti sample, $T = 3.9$ K.

To explain the observed oscillatory phenomena, we suggest the following mechanism. Prior to the jump, the mixed state of superconductors is characterized by uniformly distributed magnetic induction localized near the surface (Fig. 1b). As a result of the avalanche, the flux rushes from either sides of the sample toward the center. Two fronts of the penetrating flux collide in the center of

the sample and, owing to the existing vortex mass (lag effect), give rise to the local surplus density of the magnetic flux that exceeds the value of the external magnetic field. The repulsion force in the vortex structure at the center of the sample that have resulted from its compaction, initiates the wave of the vortex density of the inverse direction of propagation. Upon reaching the surface, this wave is reflected from it. This results in the oscillations in the vortex system. The limitation of the number of oscillations observed is caused by the existence of damping. One succeeds in observing the oscillation of the vortex density only owing to a strong compression of the vortex structure as a result of the giant avalanche-flux. But for the second jump (Fig. 2c), a smooth descending slope in the curve $B_{surf}(t)$ is observed and the oscillatory mode is not observed.

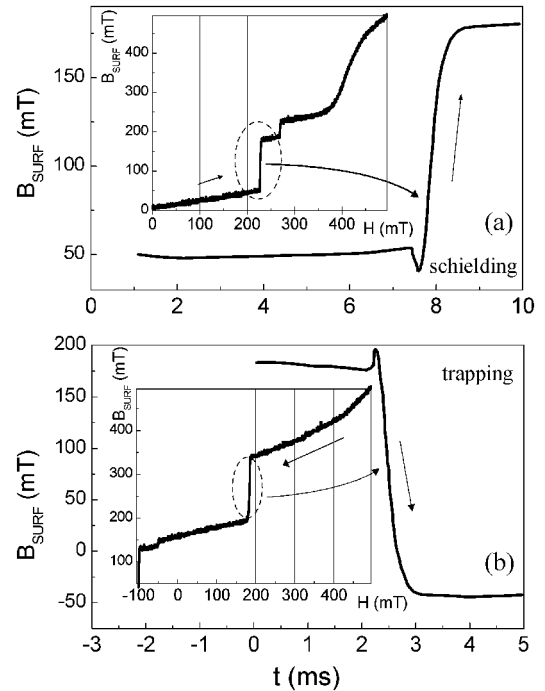


FIG. 4. Structure of the avalanche jumps for (a) shielding and (b) trapping regimes for Nb. Inserts show B_{surf} as a function of the increasing and decreasing external magnetic field.

The described process of damping oscillations may be simulated (Fig. 3a) analytically by the expression,

$$B_{surf}(t) = B_0 + B_1 \exp(-Kt) + B_2 \exp(-\beta t) \sin \omega t, \quad (1)$$

with $B_0 = 413 \text{ mT}$, $B_1 = 44 \text{ mT}$, $K = 2,8 \times 10^3 \text{ s}^{-1}$, $B_2 = 32 \text{ mT}$, $\beta = 3,7 \times 10^3 \text{ s}^{-1}$, and $\omega = 1,56 \times 10^4 \text{ rad/s}$.

Now, let us consider peculiarities of the structure of the thermomagnetic avalanche for the case of magnetic flux trapping. For Nb, (Fig. 4b) a positive peak $B_{surf}(t)$ is observed which precedes the development of the insta-

bility. The value of this peak approximately makes up 5-6% of the main jump. It has the same origin as the negative peak $B_{surf}(t)$ in the case of the shielding mode (Fig. 4a).

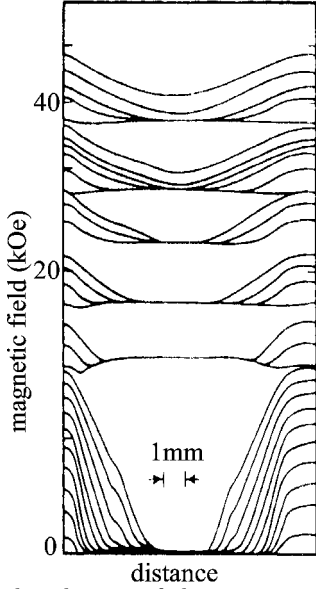


FIG. 5. The distribution of the magnetic induction in the Nb-Ti (40 at%) cylinder obtained with a moving Hall probe (experiment by Coffey) [21]. Five flux jumps are indicated.

The above-described peculiarities of the flux jumps are not sensitive to the change in the rate dH/dt of the external magnetic field sweeping in the range of $0.05 \div 2$ T/s.

In the proposed interpretation of the oscillatory process in the vortex system the existence of the specific mass m_v of a vortex is very important. Therefore, it is of interest to make an attempt to estimate the vortex mass from our experimental data.

The simplest way of estimating m_v is to consider the equation of dynamic of a vortex,

$$m_v \frac{dV}{dt} = F_L - \eta V, \quad (2)$$

where V is the vortex velocity, η denotes the coefficient of viscosity, $F_L = j\Phi_0$ represents the Lorentz force, Φ_0 is the flux quantum, and $j \approx J_c$ is the current density. We evaluate the velocity V and acceleration dV/dt as d/t_0 and d/t_0^2 , respectively, where d is the sample thickness and t_0 is the duration of the vortex moving from the sample boundary to the middle of the plate. Substituting the known values $\Phi_0 = 2 \cdot 10^{-15}$ Wb, $J_c \approx 3.3 \cdot 10^8$ A/m², $\eta = 10^{-8}$ N·sec/m², $d = 3$ mm, $t_0 = 1.8 \cdot 10^{-4}$ sec we obtain $m_v \approx 5 \cdot 10^{-12}$ kg/m.

It is clear that our evaluation for the vortex mass is overestimated. Indeed, we have used the value of the viscosity coefficient η corresponding to the state of the superconductor *after* the avalanche of the magnetic flux had passed. More exact evaluation for m_v may be obtained in the quantitative theory of the thermomagnetic

instability where the inertial properties of the vortex matter would be taken into account.

There is no idea as to the surprising behavior of the vortex system just before the avalanche has passed. In the time interval preceding the avalanche, the magnetic flux unexpectedly moves in the opposite to avalanche direction (see Figs. 4a,b). This astonishing phenomenon cannot be interpreted in terms of the existing theoretical approach and needs in a special theoretical investigation.

We are grateful to A.E. Filippov, V.A. Shklovskij, Yu. Genenko, and A.I. D'yachenko for the discussions of this problem. The work was partly supported by the Polish Committee for Scientific Research (KBN) under the grants No 8 T11B 038 17.

-
- [1] S. Field, J. Witt, F. Nori, X. Ling, Phys. Rev. Lett. **74**, 1206 (1995).
 - [2] R.J. Zieve, T.F. Rosenbaum, H.M. Jaeger, G.T. Seidler, G.W. Crabtree, U. Welp, Phys.Rev.B. **53**, 11849 (1996).
 - [3] K. Behnia, C. Capan, D. Mailly, B. Etienne, Phys.Rev.B. **61**, R3815 (2000).
 - [4] G.T. Seidler, C.S. Carrillo, T.F. Rosenbaum, U. Welp, G.W. Crabtree, V.M. Vinokur, Phys.Rev.Lett. **70**, 2814 (1993).
 - [5] E.R. Nowak, O.W. Taylor, Li Liu, H.M. Jaeger, T.I. Selinder, Phys.Rev.B. **55**, 11702 (1997).
 - [6] G.T. Seidler, T.F. Rosenbaum, K.M. Beauchamp, H.M. Jaeger, G.W. Crabtree, U. Welp, V.M. Vinokur, Phys.Rev.Lett. **74**, 1442 (1995).
 - [7] N.H. Zebouni, A. Venkataram, G.N.Rao, C.G. Grenier, J.M. Reynolds, Phys.Rev.Lett. **13**, 606 (1964).
 - [8] K.E. Bassler, M. Paczuski, G.F. Reiter, Phys. Rev. Lett. **83**, 3956 (1999).
 - [9] Y. Paltiel, E. Zeldov, Y.N. Myasoedov, H. Shtrikman, S. Bhattacharya, M.J. Higgins, Z.L. Xiao, E.J. Andrei, P.L. Gammel, D. J. Bishop, Nature **403** 398 (2000).
 - [10] K.E. Bassler, M. Paczuski, Phys. Rev. Lett. **81**, 3761 (1998).
 - [11] V. V. Chabanenko, A. I. D'yachenko, M. V. Zalutskii, V. F. Rusakov, H. Szymczak, S. Piechota, A. Nabialek, Journ. of Appl. Phys., **88**, 5875 (2000).
 - [12] M.A.R. Leblanc, F.L. Vernon, Physics Letters **13**, 291 (1964).
 - [13] A.K. Geim, S.V. Dubonos, I.V. Grigorieva, K.S. Novoselov, F.M. Peeters, V.A. Schweigert, Nature **407**, 55 (2000).
 - [14] H. Suhl, Phys.Rev.Lett. **14**, 226 (1965).
 - [15] A. Kasatkin, B. Rosenstein. Physica C **332**, 199 (2000).
 - [16] N.V. Kopnin. Pis'ma v ZhETF **27**, 417 (1978).
 - [17] G. Baym, E. Chandler. J. Low Temp. Phys. **50**, 57 (1983).
 - [18] E.B. Sonin, V.B. Geshkenbein, A. van Otterlo, G. Blatter. Phys. Rev. B **57**, 575 (1998).
 - [19] M.J. Stephen, J. Bardin. Phys. Rev. Lett. **14** 112 (1965).

[20] G.E. Volovik, Pis'ma v ZhETF **65** 201 (1997).

[21] H.T. Coffey, Cryogenics **7** 73 (1967).