

Charge fluctuation between even and odd states of a superconducting island

Yasuhiro Utsumi, Hiroshi Imamura, Masahiko Hayashi, and Hiromichi Ebisawa
 Graduate School of Information Sciences, Tohoku University, Sendai 980-8579, Japan
 (December 2, 2024)

We theoretically investigate effects of quantum fluctuation between even and odd charge states on the transport properties of a normal-superconducting-normal single-electron tunneling transistor. The charge fluctuation is discussed beyond the orthodox theory. We find that the charging energy renormalization enhances the parity effect: The Coulomb blockade regime for odd state is reduced and that for even state is widened. We show that the renormalization factor can be obtained by measuring the peak position of the conductance. The renormalization factor reduces with increasing the applied bias voltage.

The quantum fluctuation of charge caused by strong tunneling in the non-equilibrium state is one of the basic problems in mesoscopic physics. There have been much development in the theoretical research on the strong tunneling for normal Coulomb islands [1–5], and the renormalization of the conductance and charging energy E_C was predicted. Recently, Joyez *et al.* observed the renormalization of conductance as the $1/\ln T$ dependence of the conductance peak at low temperature [6], and that of charging energy as the deviation of the tunneling current averaged over gate voltage from that predicted by the orthodox theory at high temperature [6,7].

On the other hand, parity effect in ultrasmall superconductors consisting of small fixed number of electron is one of the fundamental phenomena in mesoscopic superconductivity [8–10]. The parity effect appears as the long-short $2e$ -periodic Coulomb oscillation in the normal-superconducting-normal (NSN) single-electron tunneling transistor, which consists of a μm -scale superconducting island [8]. The parity effect is an evidence that a Cooper pair is composed of two electrons: An electron remains unpaired when the island has an odd number of electrons. For a nm-scale ultrasmall superconducting grain whose level spacing is comparable to the superconducting gap Δ , the superconductivity is broken and the Meissner effect, which is one of the characteristic phenomena of bulk superconductor, is no longer observed [8]. However, it is predicted that the energy difference between even and odd states remains as the sign of the pairing correlation [11,12].

Therefore, it is intriguing to ask how the quantum fluctuation of charge and parity effect affect on the transport properties. In this paper, we investigate transport properties of the NSN transistor at zero temperature with a special attention to the charge fluctuation between even and odd states. We assume that the charging energy exceeds the superconducting gap and the lowest two energy states make dominant contribution to the tunneling current. We find that the Coulomb blockade (CB) regime for odd state is reduced and that for even state is widened due to the charging energy renormalization. We show that the renormalization factor can be obtained by measuring the peak position of the conductance. The renormalization factor reduces with increasing the applied bias

voltage.

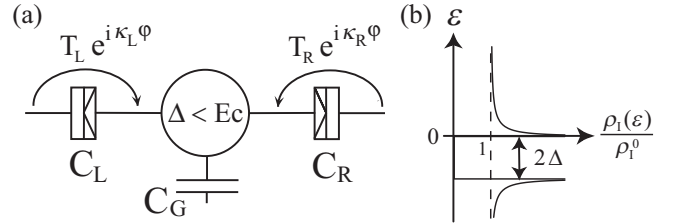


FIG. 1. (a) The equivalent circuit of the NSN transistor. (b) The normalized density of state in the superconducting island. An unpaired electron occupies the lowest level above the superconducting gap.

Figure 1(a) shows the equivalent circuit of the NSN transistor. A superconducting island is coupled to a left (right) lead and a gate via capacitors $C_{L(R)}$ and C_G , respectively. We use the two-state model to describe the strong Coulomb interaction. We assume that there are even and odd number of electrons in charge states $|0\rangle$ and $|1\rangle$, respectively. The total Hamiltonian consists of three contributions as,

$$H = H_{QP} + H_T + U. \quad (1)$$

H_{QP} is the Hamiltonian of quasiparticles (QPs) in leads and the island:

$$H_{QP} = \sum_{r=L,R,I} \sum_{k,n,s} \varepsilon_k a_{rksn}^\dagger a_{rksn}, \quad (2)$$

where a_{rksn} is the annihilation operator of a QP in the left (right) lead ($r = L(R)$) or in the island ($r = I$) with wave vector k , spin s and transverse channel n . We assume that an unpaired electron occupies the lowest energy level above the superconducting gap. Figure 1(b) shows the normalized density of state in the island $\rho_I(\varepsilon)/\rho_I^0$. The Hamiltonian

$$H_T = \sum_{r=L,R} \sum_{k,k',n,s} T_r e^{i\kappa_r \varphi} a_{rksn}^\dagger a_{rk'sn} \sigma_+ + \text{h.c.}, \quad (3)$$

describes the electron tunneling across the junctions and simultaneous change of the charge state. Here, σ_+ is the effective spin-1/2 operator and $T_{L(R)}$ is the tunneling matrix element of left (right) junction. φ is the

phase difference between the left and right leads and $\kappa_{L(R)} = (-)C_{L(R)}/(C_L + C_R)$ characterizes the voltage drop between the left (right) lead and island. The charging energy U is expressed as,

$$U = \Delta_0(\sigma_z + 1)/2 + E_C(Q_G/e)^2. \quad (4)$$

The excitation energy $\Delta_0 = E_C(1 - 2Q_G/e) + \Delta$ is related to a gate charge Q_G . Δ_0 means the energy difference between the two charge states. In the following discussion, we limit ourselves to the symmetric case, $C_L = C_R$ and $|T_L| = |T_R|$, for simplicity.

We formulate the tunneling current expression based on the path integral Schwinger-Keldysh approach [15]. In order to apply Wick's theorem on the closed time-path [14], we employ drone-fermion representation of the effective spin-1/2 system [13]: $\sigma_+ = c^\dagger \phi$, $\sigma_z = 2c^\dagger c - 1$, where $\phi = d^\dagger + d$ is a Majorana fermion operator. Here c and d are fermion annihilation operators. By using the Hamiltonian (1) and by tracing out QP degrees of freedom, we obtain the following effective action:

$$S[c^*, c, d^*, d] = \int_C dt \{c^* (i\hbar \partial_t - \Delta_0) c + i\hbar d^* \partial_t d\} + \int_C dt_1 dt_2 \{ \sigma_+(t_1) \alpha(t_1, t_2) \sigma_+(t_2) + O(T_r^4) \}, \quad (5)$$

where integration is performed along the closed time-path C [15]. The trivial constant factor $E_C(Q_G/e)^2$ is omitted. The second term of the action describes the tunneling process and is proportional to the number of transverse channel N_{ch} . $\alpha = \sum_{r=L,R} \alpha_r$ is a particle-hole propagator which describes the sequential tunneling and inelastic co-tunneling processes. In the wide junction limit, $N_{ch} \rightarrow \infty$, the terms higher than T_r^4 , which describes the elastic co-tunneling process, can be neglected [3].

The generating functional W which is defined by $-i\hbar \ln \int D[c^*, c, d^*, d] \exp(iS/\hbar)$ is calculated by performing the perturbation series expansion in powers of α . In order to take into account the effect of strong charge fluctuation in the vicinity of the degeneracy point correctly, we perform the resummation over an infinite subseries of diagrams. The approximate generating functional is expressed by

$$\bar{W} = -i\hbar \ln \text{Tr}[-G_c^{-1}], \quad (6)$$

where trace means the integration with respect to t along the closed time-path C . Here G_c is the full Green function of c field defined as, $G_c^{-1}(t_1, t_2) = g_c^{-1}(t_1, t_2) - \Sigma_c(t_1, t_2)$, with free Green function g_c defined by, $g_c^{-1}(t_1, t_2) = (i\hbar \partial_t - \Delta_0)\delta(t_1, t_2)$. The c field self-energy is given by the product of particle hole propagator and free Green function of d field: $\Sigma_c(t_1, t_2) = i\hbar g_\phi(t_1, t_2)\alpha(t_1, t_2)$.

The tunneling current is obtained by functional derivative of the generating functional \bar{W} with respect to the phase difference,

$$I = \frac{e}{\hbar} \frac{\delta \bar{W}}{\delta \varphi_\Delta(t)} \Big|_{\varphi_\Delta=0, \varphi_c=eVt/\hbar}, \quad (7)$$

where $\varphi_\Delta = \varphi_+ - \varphi_-$ and $\varphi_c = (\varphi_+ + \varphi_-)/2$ are the relative and the center-of-mass coordinate of the phase difference, respectively. Here, the phase $\varphi_{+(-)}$ is defined on the forward (backward) contour. Finally, the tunneling current is expressed by,

$$I = \frac{G_K}{e} \int_{-eV/2}^{eV/2} d\varepsilon \frac{\alpha_L^K(\varepsilon) \alpha_R^K(\varepsilon)}{\alpha^K(\varepsilon)} 2 \text{Im} G_c^R(\varepsilon), \quad (8)$$

where $G_K = e^2/h$ is the conductance quantum and α_r^K is a Keldysh component of the particle-hole propagator. The expression (8) is formally equivalent to that obtained within the resonant tunneling approximation (RTA), where the inelastic resonant tunneling process is considered, for normal metal island [2-4].

The particle-hole propagator of the ultrasmall superconductor in Eq. (8) is given by $\alpha^K(\varepsilon) = -2\pi i \sum_{r=L,R} \alpha_r^0 |\rho(\varepsilon - \Delta - \kappa_r eV)|$. Here $\alpha_{L(R)}^0$ is a dimensionless junction conductance of left (right) junction defined as $2N_{ch}T^2\rho_L^0\rho_{L(R)}$, where $\rho_{L(R)}$ is the density of state in the left (right) lead. The spectral function $\rho(\varepsilon)$ is given by

$$\rho(\varepsilon) = \begin{cases} -\sqrt{\varepsilon^2 - \Delta^2} & (-D < \varepsilon \leq -\Delta) \\ 1/2\rho_I^0 & (-\Delta < \varepsilon < \Delta) \\ 1/2\rho_I^0 + \sqrt{\varepsilon^2 - \Delta^2} & (\Delta \leq \varepsilon < D), \end{cases} \quad (9)$$

where the high energy cut-off $D (= E_C \gg \Delta)$ is introduced [2]. It is noticed that there is 2Δ gap in this spectrum. This is because when there is an unpaired electron in the island, the fluctuation of the QP is suppressed by the superconducting gap.

The imaginary part of the retarded Green function of c field $G_c^R(\varepsilon) = 1/(\varepsilon - \Delta_0 - \Sigma_c^R(\varepsilon))$ describes the excitation spectral function of the charge state. The self-energy of c field is expressed by, $\Sigma_c^R(\varepsilon) = \sum_{r=L,R} \alpha_r^0 R(\varepsilon - \Delta - \kappa_r eV) - i\gamma(\varepsilon)$, where function R is written as

$$R(\varepsilon) \sim -2\varepsilon \ln(2D/\Delta) + 2\sqrt{\varepsilon^2 - \Delta^2} \\ \times \text{Re} \left[\tanh^{-1} \left(\frac{D\varepsilon}{\Delta^2 - \sqrt{D^2 - \Delta^2}\sqrt{\varepsilon^2 - \Delta^2}} \right) + h(\varepsilon) \right] \\ - \ln(|(\varepsilon - D)/(\varepsilon + \Delta)|)/\rho_I^0, \\ h(\varepsilon) = \begin{cases} 0 & (|\varepsilon| < \Delta) \\ \tanh^{-1}(D/\varepsilon) & \text{otherwise.} \end{cases} \quad (10)$$

The imaginary part of self-energy $\gamma(\varepsilon) = -\text{Im}[\alpha^K(\varepsilon)]/2$ represents the lifetime broadening of the charge state caused by the dissipative charge fluctuation. The real part of self-energy causes the shift of the pole of the full Green function of c field.

In our numerical calculation, we choose the superconducting gap and the density of state as $\Delta/E_C = 10^{-1}$ and $\rho_I^0 E_C = 10^3$, respectively. The value $\rho_I^0 \Delta = 10^2$ is the same order as that of the Al island whose volume

is 10^4nm^3 . We confirm that our numerical calculation reproduces the spectral sum rule of retarded full c field Green function within 0.2% accuracy.

Let us first consider the effect of the charge fluctuation on a conductance. Using eq. (8), we estimate the conductance as

$$\frac{G}{G_0} \sim \frac{\alpha_0(1/2\rho_1^0)^2}{\tilde{\Delta}_0^2 + (\pi\alpha_0/2\rho_1^0)^2}, \quad (11)$$

where, $\tilde{\Delta}_0 = \Delta_0 + 2\alpha_0\Delta \ln(2E_C/\Delta) - \ln(2\rho_1^0 E_C/\pi\alpha_0)/\rho_1^0$, $\alpha_0 = \sum_{r=L,R} \alpha_r^r$, and $G_0 = G_K(2\pi)^2 \alpha_0^L \alpha_0^R / \alpha_0$.

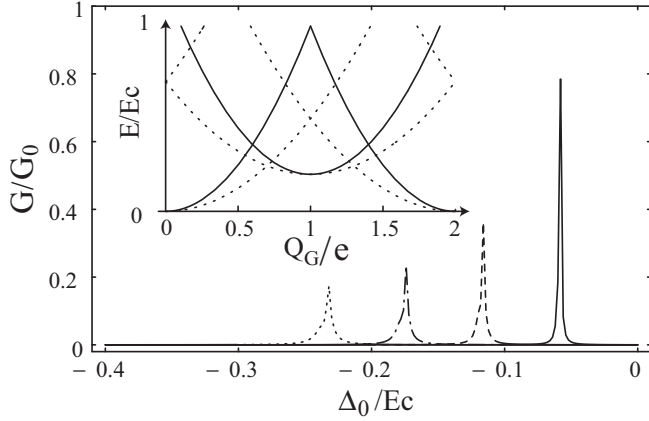


FIG. 2. The excitation energy dependence of differential conductance for various dimensionless junction conductance at $eV/E_C = 10^{-4}$. Plots for $\alpha_0 = 0.1$ (solid line), 0.2 (dashed line) 0.3, (dot-dashed line) and 0.4 (dotted line) are shown. The inset shows a schematic diagram of gate charge dependence of the total energy. Solid and dashed lines indicate the energy with and without charge fluctuation, respectively. The charge fluctuation reduces the charging energy, while it does not affect the magnitude of the superconducting gap. This result is qualitatively different from that of the normal island, where both of the charging energy and conductance are renormalized by the renormalization factor $1/(1 + 2\alpha_0 \ln(E_C/\max\{2\pi k_B T, \Delta_0, |eV|/2\}))$ [4].

Figure 2 shows the excitation energy dependence of differential conductance at small bias voltage ($eV/E_C = 10^{-4}$) for various dimensionless junction conductance α_0 . The width of the conductance peak is approximately $\pi\alpha_0/2\rho_1^0$ which is inversely proportional to the life-time of the unpaired electron. The conductance peak shifts leftward as α_0 increases. The peak position, namely the degeneracy point, is at $\Delta_0 \sim -2\alpha_0\Delta \ln(2E_C/\Delta)$. At the degeneracy point the gate charge is $Q_G/e \sim \Delta/(2zE_C) + 1/2$, where $z = 1/(1 + 2\alpha_0 \ln(2E_C/\Delta))$ is the renormalization factor. The charge fluctuation reduces the charging energy, while it does not affect the magnitude of the superconducting gap. This result is qualitatively different from that of the normal island, where both of the charging energy and conductance are renormalized by the renormalization factor $1/(1 + 2\alpha_0 \ln(E_C/\max\{2\pi k_B T, \Delta_0, |eV|/2\}))$ [4].

The origin of the shift of the degeneracy point can be understood by looking at the schematic diagram of gate charge dependence of the total energy shown in the inset of Fig. 2. The solid and dashed lines indicate the

total energy with and without charge fluctuation, respectively. One can see that the curvature of the energy curve with the charge fluctuation is smaller than that without the charge fluctuation since the charging energy is reduced due to the charge fluctuation. Thus the degeneracy points is shifted to reduce the CB regime for odd state.

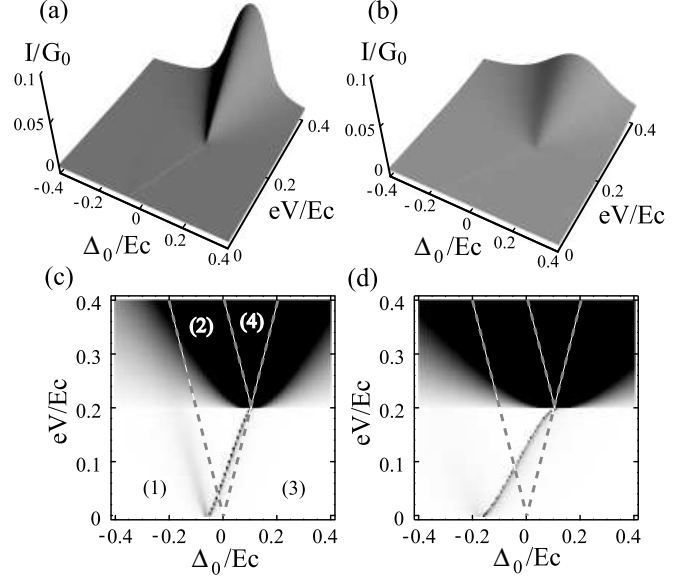


FIG. 3. The excitation and bias voltage dependence of the tunneling current for (a) $\alpha_0 = 0.1$ and (b) 0.3. The corresponding density plots of differential conductance are shown in panels (c) and (d). Dotted lines are boundaries of four regions predicted by the orthodox theory: (1) the CB regime for odd state, (2) the unpaired electron tunneling regime, (3) the CB regime for even state and (4) the QP tunneling regime.

Next, we discuss the charge fluctuation effect on the tunneling current at finite bias voltage. Figures 3(a) and 3(b) show the excitation and bias voltage dependence of the tunneling current for $\alpha_0 = 0.1$ and 0.3, respectively. The corresponding density plots of differential conductance are shown in Figs. 3(c) and 3(d). Dotted lines indicate boundaries of these four regions estimated by using the orthodox theory [16]: (1) the CB regime for odd state, (2) the unpaired electron tunneling regime, (3) the CB regime for even state, and (4) the QP tunneling regime. The tunneling current shows the plateau in the region (2). As shown in Figs. 3(c) and 3(d), the line of conductance peak deviates from that predicted by the orthodox theory due to the charge fluctuation.

When α_0 is small, the excitation and bias voltage dependence of the tunneling current approaches that predicted by the orthodox theory [16] (Fig. 3(a)). For large α_0 , the life-time broadening caused by the dissipative charge fluctuation smears the structure of the tunneling current, especially at high bias voltage, $eV > 2\Delta$ where a QP tunneling channel opens (Fig. 3(b)).

At low bias voltage $eV < 2\Delta$, the dissipative charge fluctuation gradually smears the conductance peak at the

boundary of CB regime for odd state (the boundary between regions (1) and (2)) (Fig. 3(c)). This is because the dissipative charge fluctuation increases with increasing bias voltage, and the life-time broadening γ is proportional to the number of the QP state: $\gamma \sim \pi\alpha_0\sqrt{\Delta} eV$. On the other hand the dissipative charge fluctuation is blocked due to the superconducting gap at the boundary of CB regime for even state (the boundary between regions (2) and (3)), and only the unpaired electron contributes to the life-time broadening: $\gamma \sim \pi\alpha_0/2\rho_1^0$. Therefore, at the boundary of CB regime for even state, the conductance peak survives until eV reaches 2Δ (Figs. 3(c) and 3(d)).

It should be stressed that the renormalization factor $z = 1/(1 + 2\alpha_0 \ln(2E_C/\Delta))$ at zero bias voltage can be determined experimentally. E_C and α_0 is obtained by fitting the temperature dependence of the conductance peak for normal state island [6] at low temperature. Δ can be obtained from the bias voltage where the QP tunneling channel opens.

At the finite bias voltage, we can estimate the reduction of the renormalization factor by measuring the position of the conductance peak of the boundary of CB regime for even state. The renormalization factor is reduced with increasing the applied bias voltage which effectively gives the low energy cut-off for the renormalization factor [4]. As the bias voltage increases, the conductance peak approaches the dotted-line and they meet at $eV = 2\Delta$.

We comment on the validity of RTA. By using Eq. (8), the tunneling current is written as, $I \sim G_K(2\pi)^2\alpha_L^0\alpha_R^0(2e\Delta V)^{1/2}V/3\rho_1^0\tilde{\Delta}_0^2$, in the cotunneling regime ($|\tilde{\Delta}_0| \ll 0$). For $\tilde{\Delta}_0 \ll 0$, the expression is equal to that obtained by Averin and Nazarov [17] except for the shift of the degeneracy point. On the other hand, for $\tilde{\Delta}_0 \gg 0$, where the even state is preferable and the inelastic co-tunneling process make the dominate contribution to the tunneling current [17], the tunneling current does not vanishes in our calculation. This is because RTA neglects the correlation between the tunneling event at left junction and that at right junction. To improve the approximation is outside the scope of this paper.

In conclusion, we have theoretically investigated the transport properties of the system showing the parity effect and the quantum fluctuation of charge. We considered the quantum fluctuation between lowest-energy even and odd state caused by the inelastic resonant tunneling process. We found that the charge fluctuation causes the renormalization of the charging energy, and that the CB regime for odd state is reduced. The renormalization factor can be obtained by measuring the peak position of the conductance. The renormalization factor is reduced with increasing the applied bias voltage. We can estimate the reduction of the renormalization factor by measuring the peak position of the conductance of the boundary of the CB regime for even state. At the boundary of CB regime for even state, the conductance peak is ro-

bust because only one unpaired electron contributes to the life-time broadening effect. At the boundary of CB regime for odd state, however, the conductance peak is smeared since the dissipative charge fluctuation increases with increasing applied bias voltage.

We would like to thank Y. Isawa, Y. Takane and A. Kanda for valuable discussions. This work was supported by the Ministry of Education, Culture, Sports, Science and Technology, Grant-in-Aid for Encouragement of Young Scientists, 13740197, 2001.

-
- [1] G. Falci, G. Schön, and G. T. Zimanyi, Phys. Rev. Lett. **74**, 3257 (1995).
 - [2] H. Schoeller, and G. Schön, Phys. Rev. B **50**, 18436 (1994).
 - [3] J. König, H. Schoeller, G. Schön, and R. Fazio, in *Quantum Dynamics of Submicron Structures*, edited by H. A. Cerdeira *et al.* (Kluwer, Dordrecht, 1995), pp. 221-239.
 - [4] H. Schoeller, in *Mesoscopic Electron Transport*, edited by L. L. Sohn *et al.* (Kluwer, Dordrecht, 1997), pp. 291-330.
 - [5] D. S. Golubev, J. König, H. Schoeller, G. Schön, and A. D. Zaikin, Phys. Rev. B **56**, 15782 (1997), and references therein.
 - [6] P. Joyez, V. Bouchiat, D. Esteve, C. Urbina, and M. H. Devoret, Phys. Rev. Lett. **79**, 1349 (1997).
 - [7] D. Chouvaev, L. S. Kuzmin, D. S. Golubev, and A. D. Zaikin, Phys. Rev. B **59**, 10599 (1999).
 - [8] D. C. Ralph, C. T. Black, J. M. Hergenrother, J. G. Lu and M. Tinkham, in the same book as Ref. [4], pp. 447-467, and references therein.
 - [9] R. Fazio and G. Schön, in the same book as Ref. [4], pp. 407-446.
 - [10] Y. Utsumi, M. Hayashi and H. Ebisawa, J. Phys. Soc. Jpn. **69**, 2739 (2000).
 - [11] K. A. Matveev and A. I. Larkin, Phys. Rev. Lett. **78**, 3749 (1997).
 - [12] A. Mastellone, G. Falci and R. Fazio, Phys. Rev. Lett. **80**, 4542 (1998).
 - [13] Y. Isawa and H. Horii, J. Phys. Soc. Jpn. **69**, 655 (2000).
 - [14] Y. Utsumi, H. Imamura, M. Hayashi and H. Ebisawa (unpublished).
 - [15] K. Chou, Z. Su, B. Hao and L. Yu, Phys. Rep. **118**, 1 (1985).
 - [16] G. Schön, J. Siewert and A. D. Zaikin, Physica B **203**, 340 (1994).
 - [17] D. V. Averin, and Yu. V. Nazarov, Phys. Rev. Lett. **69**, 1993 (1992).