

# Monopole dynamics in an antiferromagnetic $F = 1$ spinor condensate

J.-P. Martikainen<sup>1</sup> and K.-A. Suominen<sup>1,2</sup>

<sup>1</sup>*Helsinki Institute of Physics, PL 64, FIN-00014 Helsingin yliopisto, Finland*

<sup>2</sup>*Department of Applied Physics, University of Turku, FIN-20014, Turun yliopisto, Finland*

(December 2, 2024)

We investigate the properties of the monopole in an antiferromagnetic  $F = 1$  spinor condensate in three-dimensions and demonstrate numerically the instability and the long time revivals of the displaced monopole. We also outline a possible method to create monopoles applying the methods used to create vortices and solitons.

03.75.Fi, 32.80.Pj, 03.65.-w

Experimental realization of spinorial Bose-Einstein condensates [1,2] (BEC:s) offers a way for a study of degenerate quantum system in an entirely new field. Some of the properties of an ordinary single component condensates [3] do give considerable insight into the spinor condensates as well, but in some cases the physics of spinor condensates is much richer and allows for phenomena that cannot exist in a normal BEC. One such phenomenon is the possibility of a monopole for a spinor condensate with anti-ferromagnetic interactions although other novel possibilities also exist [4,5]. Monopole (with a winding number 1) is a topological defect that is characterized by a unit vector that is radial in each location (i.e. “hedgehog” defect). Monopoles in 2D systems have been studied before [6,7] and some results in three dimensions (such as density distribution, energy and dynamics of such a defect) have appeared in the literature [8].

In this Letter we study the monopole in an antiferromagnetic spin-1 Bose-Einstein condensate, such as  $^{23}\text{Na}$ , and observe the instability and long time revival of the displaced monopole. We explain the time evolution qualitatively by pointing out some similarities between a monopole and a mixture of vortices and a soliton. Until now quantized vortices have been the only experimentally realized (non-trivial) topological structures in a BEC. To remedy this state of affairs we outline a way to create a monopole and address the issue of observing it.

We will not limit ourselves into spatially homogeneous system, but will include a spherical trapping potential. The use of the spherically symmetric trapping potential is simply a matter of choice and most of our results are expected to apply also for different trapping geometries. Once we have (numerically) generated a monopole we will proceed to study the dynamics of the displaced monopole.

The generalized Gross-Pitaevskii (GP) equations for spin-1 condensate were derived in [9]. We denote the wave function for the  $m$ -state ( $m = 0, \pm 1$ ) as  $\psi_m$  and resulting GP-equations are:

$$i\hbar \frac{\partial \psi_{-1}}{\partial t} = \mathcal{L}\psi_{-1} + \lambda_a (\psi_0^2 \psi_1^* + |\psi_{-1}|^2 \psi_{-1} + |\psi_0|^2 \psi_{-1} - |\psi_1|^2 \psi_{-1})$$

$$i\hbar \frac{\partial \psi_0}{\partial t} = \mathcal{L}\psi_0 + \lambda_a (2\psi_1^* \psi_{-1}^* \psi_0 + |\psi_{-1}|^2 \psi_0 + |\psi_1|^2 \psi_0) \quad (1)$$

$$i\hbar \frac{\partial \psi_1}{\partial t} = \mathcal{L}\psi_1 + \lambda_a (\psi_0^2 \psi_{-1}^* + |\psi_1|^2 \psi_1 + |\psi_0|^2 \psi_{-1} - |\psi_{-1}|^2 \psi_1),$$

where the operator  $\mathcal{L}$  is given by  $\mathcal{L} = -\frac{\hbar^2}{2m}\nabla^2 + V_{\text{trap}} + \lambda_s (|\psi_{-1}|^2 + |\psi_0|^2 + |\psi_1|^2)$ ,  $\lambda_s = \frac{4\pi\hbar^2}{m}(a_0 + 2g_2)$ ,  $\lambda_a = \frac{4\pi\hbar^2}{m}(a_2 - a_0)$ , and  $a_F$  is the s-wave scattering length in the total hyperfine  $F$ -channel. In all of our calculations the trapping potential has been spherically symmetric and is given by  $V_{\text{trap}} = \frac{m\omega^2}{2}r^2$ .

Instead of making an ansatz for the spinor texture and deriving the appropriate single component GP equation (when the scattering lengths are equal) for the density as was done by Stoof *et. al.* [8], we follow an alternative route. To enable time dependent calculations we work only with Cartesian coordinates. The monopole solution (with vanishing average spin) is achieved by making a “spinor”-imprint

$$\zeta = \sqrt{\frac{n}{2}} \begin{pmatrix} -m_x + im_y \\ \sqrt{2}m_z \\ m_x + im_y \end{pmatrix} \quad (2)$$

where the vector  $\mathbf{m} = \pm \mathbf{r}/r$  has the most symmetric “hedgehog” structure. As was shown by Stoof *et. al.* [8] this spin texture is a unique consequence of the unit winding number and minimization of the gradient energy. The monopole can also be displaced from the center of the trap without changing their argument.

This method of “spinor”- imprint is analogous to the phase imprint method, used to create (either experimentally or numerically) vortices or solitons [10] in ordinary condensates. This imprinted spinor is then propagated in imaginary time until sufficient convergence is reached.

In Fig. 1 we show the density distribution of the spin-1 monopole located at the center of the trap. As a check on our numerics we compared our results with those obtained by solving the 1-component GP equation in spherical coordinates as was done in Ref. [8]. The results agreed perfectly.

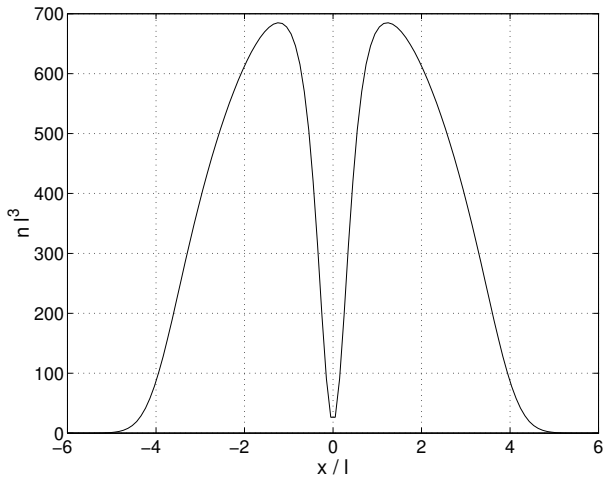


FIG. 1. Total density ( $l = \sqrt{\hbar/m\omega}$ ) of the spin-1 condensate with  $10^5$   $^{23}\text{Na}$  atoms when  $y = z = 0.05$  (origin is not present in our discretization scheme). The monopole is at the center of a spherically symmetric trap with a trap frequency  $\omega = 2\pi$  50 Hz.

In Fig. 2 we show the energy of the system as a function of monopole displacement for some reasonable parameter values. It can be seen that the energy of the monopole decreases as function of displacement in qualitative agreement with the results in Ref. [8]. This indicates that in a dissipative environment the monopole is expected to drift to the edge of the condensate and vanish. The estimate for the timescale of this process goes beyond the semiclassical model used in this paper, but one might conjecture that it can be quite slow. In ordinary condensates the vortex lifetimes can be several seconds [11] and this timescale is also, presumably, indicative of the monopole lifetime. On the other hand, dissipative processes might be masked by the dynamical instability of the monopole. Instead of seeing a smooth drifting of the monopole to the condensate edge, one might observe the decay of the monopole into other excitations.

As expected, the monopole at the origin was seen to be stable and stationary. A displaced monopole, on the other hand, showed nontrivial behavior [12]. We give an example of the dynamics in Fig. 3. It is clear that the monopole doesn't preserve its shape during the time evolution [13]. It starts to move towards the center of the trap during which the core vanishes, only to reappear at the other side. The vanishing of the monopole core is somewhat surprising especially since the core was forced by an effective potential barrier proportional to  $1/r^2$ . We observed that the time evolution induces diverging superfluid flows into the system that can cancel the core potential. A similar phenomenon has also been observed for a 2D monopole [6]. Time scale for the recurrence is slow compared to inverse of the trapping

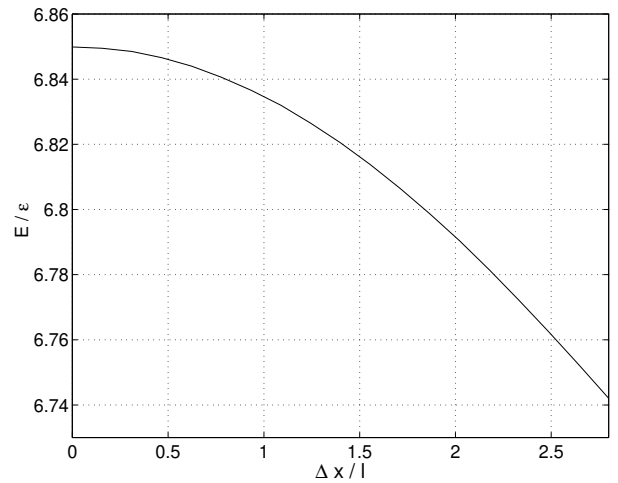


FIG. 2. Energy of the system ( $\epsilon = \hbar\omega$  and  $l = \sqrt{\hbar/m\omega}$ ) as a function of monopole displacement from the trap center. In this example we had  $10^5$  sodium atoms in a spherically symmetric trap with a trap frequency  $\omega = 2\pi$  50 Hz. Thomas-Fermi radius for these parameter values is  $R_{TF} = 4.22$ .

frequency. The monopole reappears at the opposite side when  $\omega t = 13.7$  and returns roughly to its original configuration at  $\omega t = 25.9$ . The recurrence is not perfect, but as is clear from Fig. 3 it is impossible to observe this by focusing only at the total density. This partial revival has also been observed in case of a 2D monopole [6].

By looking at the individual condensate components we can gain more insight into the nature of the dynamics. In the  $z = 0$  plane the  $m = 0$  component vanishes and the  $m = \pm 1$  component wavefunctions resemble familiar vortices. The components have opposite winding numbers and therefore at  $t = 0$  their “velocity fields” cancel. A displaced vortex will precess around the trap and return to its initial location after  $T = 2\pi/\Omega_P$ . When the vortex is close to the center the precession frequency  $\Omega_P$  coincides with the frequency of the anomalous mode  $\omega_a$ . For a disc-shape trap an analytic result is available [14] and is given by

$$\omega_a = -\frac{3}{2} \frac{\hbar}{mR^2} \ln\left(\frac{R}{\xi}\right), \quad (3)$$

where  $R$  is the radius of the system and  $\xi$  is the healing length. Even though our trap geometry is nowhere near disk-shape we expect that Eq. (3) gives a reasonable order of magnitude estimate. Setting  $R$  to the Thomas-Fermi radius of the system and calculating  $\xi$  from the Thomas-Fermi result at the trap center we get an estimate  $\omega T \approx 29$  [15]. This value is quite close to the value actually seen in our 3D simulation of the monopole dynamics. The above result is a very rough estimate. In reality the vortices don't precess in a smooth environ-

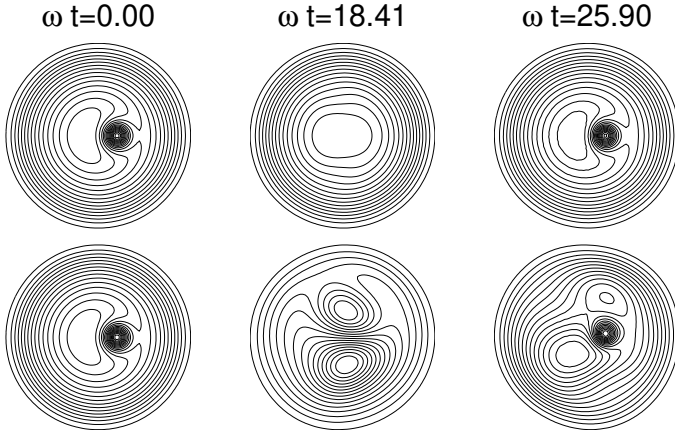


FIG. 3. Time evolution of the monopole when the initial displacement was  $R_{TF}/5$ .  $10^5$  condensed sodium atoms were in a spherically symmetric trap with a trap frequency  $\omega = 2\pi 50$  Hz. Top figures show the contour plots of the total density in the  $z = 0.05$  plane; bottom figures show the contour plot of the density of the  $m = -1$  atoms in the  $z = 0.05$  plane. In the middle figure the vortex core for the  $m = -1$  atoms is located in the upper half and is precessing clockwise.

ment, but feel the mean fields of the other components (but are not carried by their superfluid flows, as happens in a single component BEC). This is why the revival is not perfect as can be seen in the last subplot of Fig. 3.

The direction of the precession depends on the sign of the winding number, so the  $m = 1$  component will precess (in our simulation) counterclockwise and the  $m = -1$  component will precess clockwise. As soon as the vortex cores cease to overlap, their velocity fields don't cancel anymore and these velocity fields will, in general, lead to divergent superfluid flows in some locations. Only if the monopole is right at the center of the trap do these superfluid flows cancel each other perfectly and the monopole is stable.

As we increase the  $z$  coordinate, we see that the  $m = 0$  component starts to grow and fills the space that would otherwise be the vortex core of the  $m = \pm 1$  component vortices. As it fills the center its mean field repulsion expands the “core” region. In the  $m = 0$  component wavefunction there is a  $\pi$  phase shift as we move from positive to negative  $z$  values. Therefore this wavefunction bears some resemblance to a soliton in ordinary BEC:s. In particular the density of the  $m = 0$  atoms vanishes at  $z = 0$  plane even during the time evolution. This phase discontinuity also gives intuitive explanation for the monopole core that is present at certain times. Vortices in the  $m = \pm 1$  components cause their density to vanish along some lines and the phase discontinuity in the  $m = 0$  component implies a vanishing density for the  $m = 0$  atoms in a plane perpendicular to the vortex lines. At certain

times vortex lines and the soliton plane can intersect in one point and give rise to the monopole core.

It should be noted that that a 3-component wave function is not necessary for the possibility of a monopole solution. We could as well map a three component vector into a 2-component system with (for example)

$$\zeta = \sqrt{n} \begin{pmatrix} -m_x + im_y \\ m_z \end{pmatrix}. \quad (4)$$

Naturally the scattering lengths should be such that the different components do not separate [16]. The time evolution of this monopole is different from the spin-1 monopole. In the  $z = 0$  plane we see the monopole core precessing around the condensate. This behavior is similar to the vortex precession in ordinary condensates.

In Ref. [8] the dynamics of the monopole were due to the two different scattering lengths. In our inhomogeneous spinor condensate the dynamics are not intimately connected with differing scattering lengths. Setting the scattering lengths  $a_0$  and  $a_2$  equal so that  $a_0 = a_2$ , does not change the results qualitatively and even the quantitative changes are small. At the timescale of  $\tau = 26/\omega$  some population dynamics can be observed, but dynamics of the total density is almost unaffected. Therefore it seems clear that in an inhomogeneous spinor-condensate the dynamical behavior of the monopole requires some consideration that goes beyond the model suggested by Stoof *et al.*

Our earlier discussion about monopole structure and its relation to vortices and solitons also suggests a possible way to create them. Assume we prepare a spinor condensate with equal population at each component. This state might be created with a suitable rf coupling [17] from the  $m = -1$  state, for example. A “blueprint” of the monopole is achieved by creating a vortex at  $m = -1$  component, an anti-vortex at  $m = 1$  component, and forcing a one  $\pi$  phase discontinuity at the  $m = 0$  component. The vortex cores should be at the same location and vortex lines should be along the phase discontinuity in the  $m = 0$  wavefunction. Numerically we could see that by propagating such initial state in imaginary time it quickly converged into a monopole. Without imaginary time propagation the condensate would be left with other excitations that are expected to decay in the dissipative environment of the real experiments. The author puts his faith on the ingenuity of the experimentalists that the “blueprint” can be realized in practice. As the experimental creation of a vortex [18] and a soliton [10] is an established fact, this faith is probably well justified.

In this method the relative phase  $\Delta\phi = \phi_1 + \phi_{-1} - 2\phi_0$  of the spinor condensate is initially zero instead of  $\pi$ . If the scattering lengths are equal this doesn't make any difference, but otherwise this might lead to a more pronounced spin-mixing dynamics. If this proves to be problem (which is unlikely) one might consider turning

on a magnetic field so that quadratic Zeeman effect starts to make a difference [19]. In this case the degeneracy of  $m$ -states is lifted and the spin-mixing is blocked. Also an additional  $\pi$ -pulse to  $m = 1$  state might be considered. In the presence of fragmentation [20,21] the spin-mixing would not be present and the possible problems due to it are avoided.

As the monopole cores have roughly the size of the healing length, their observation “in situ” is difficult. The monopole core is inside the condensate and this makes its observation even harder. The same methods used to observe vortices [18,11] and vortex rings [22] could perhaps be applied to observe monopoles as well. One should first let the condensate expand and then image the 3D structure of the different  $m$ -state wavefunctions using two orthogonal probe beams. To study the different  $m$ -states individually one might use appropriate Stern-Gerlach apparatus [23]. What happens to the monopole during the expansion is unclear, but we find it quite likely that the monopole will survive the expansion in the same way as vortices and vortex rings have been shown to survive.

We have observed the dynamical instability of the displaced monopole in a three dimensional inhomogeneous Bose condensate. The diverging velocity fields will break the monopole and thus “imprint” its texture into the condensate phase. The monopole was seen to reappear after some time and, analogously to the vortex dynamics, the appropriate time scale for this revival is set by the frequency of the anomalous mode. Analytical understanding of the monopole dynamics is lacking and seems to be quite difficult. As the monopole doesn’t retain its shape, the theoretical methods used for vortices [24] do not work.

In Ref. [7] the monopole like state was studied in a 2-component system. In this configuration the spin lies in the  $x$ - $y$  plane and points along the radial direction. It was demonstrated that such a state can be stabilized in a ring like trap. Whether something similar could happen with our “hedgehog” monopole is an open question that should be addressed. The frequency of the anomalous mode also depends on the angular velocity of the system [14]. By choosing the angular velocity correctly the frequency of the anomalous mode can be pushed to zero, and one might be able to stabilize the monopole. This is an interesting topic for further investigations.

Spherically symmetric trapping potential is an idealization that is not often encountered in real experiments and therefore the cross over from 3D monopoles to 2D monopoles (or 1D) is worth a closer look. Monopoles with winding number larger than one or several monopoles [6] (or anti-monopoles) in the same BEC are also possibilities that deserve some attention.

For the creation of 2D monopoles, an off-resonant Raman beam has been suggested [7], but so far there has not been any suggestion as to the method to create a 3D monopole in a realistic experiment. In this Letter we have

outlined a one possible way to create a monopole. How practical this method is, remains to be seen. A robust method to create 3D monopoles would be of great importance and would open the way for the studies of Bose-Einstein condensates with these new topological structures.

The author acknowledges the Academy of Finland (project 43336) and the National Graduate School on Modern Optics and Photonics for financial support. Discussions with Dr. M. Mackie, J. Calsamiglia, and J. Piilo are also greatly appreciated.

- 
- [1] D. M. Stamper-Kurn *et. al.*, Phys. Rev. Lett. **80**, 2027 (1998).
  - [2] M. D. Barrett *et. al.*, cond-mat/0106027.
  - [3] See, for example, the review article, F. Dalfovo *et. al.*, Rev. Mod. Phys. **71**, 463 (1999), and references therein.
  - [4] H. T. C. Stoof, cond-mat/0002375 (2000).
  - [5] U. Al Khawaja and H. T. C. Stoof, cond-mat/0011471 (2000).
  - [6] T. Busch and J. R. Anglin, Phys. Rev. A **60**, R2669 (1999).
  - [7] J. J. Garcia-Ripoll *et. al.*, Phys. Rev. A **61**, 053609 (2000).
  - [8] H. T. C. Stoof *et. al.*, cond-mat/0103194 (2001).
  - [9] H. Pu *et. al.*, Phys. Rev. A **60**, 1463 (1999).
  - [10] S. Burger *et. al.*, Phys. Rev. Lett. **83**, 5198 (1999); J. Denschlag *et. al.*, Science **287**, 97 (2000).
  - [11] K. W. Madison *et. al.*, Phys. Rev. Lett. **84**, 806 (2000); J. Mod. Optics **47**, 2715 (2000); cond-mat/0101051.
  - [12] For the movies of the time evolution, visit the web page [www.physics.helsinki.fi/~jppjmarti/Monopole/Info.html](http://www.physics.helsinki.fi/~jppjmarti/Monopole/Info.html).
  - [13] In the Fig. 3 we only show cuts of the density in one plane, but we have checked the behavior of the system also outside this plane. We used a plane cut only to ease pictorial representation of our 3D data.
  - [14] A. A. Svidzinsky and A. L. Fetter, cond-mat/9811348.
  - [15] The numerically calculated vortex precession time (at  $z = 0$  plane) with our trap parameters was about  $T \approx 20$ .
  - [16] E. Timmermans, Phys. Rev. Lett. **81**, 5718 (1998).
  - [17] M.-O. Mewes *et. al.*, Phys. Rev. Lett. **78**, 582 (1997).
  - [18] M. R. Matthews *et. al.*, Phys. Rev. Lett. **83**, 2498 (1999).
  - [19] J. Stenger *et. al.*, Nature (London) **396**, 345 (1998).
  - [20] T.-L. Ho and S. K. Yip, Phys. Rev. Lett. **84**, 4031 (2000).
  - [21] A. Leggett, Rev. Mod. Phys. **73**, 307 (2001).
  - [22] B. P. Anderson *et. al.*, Phys. Rev. Lett. **86**, 2926 (2001).
  - [23] H.-J. Miesner *et. al.*, Phys. Rev. Lett. **82**, 2228 (1999).
  - [24] See, for example, the review article, A. L. Fetter and A. A. Svidzinsky, cond-mat/0102003, and references therein.