

# $1/f^\alpha$ noise at long time scales in self-organized criticality

Jörn Davidsen<sup>1,2\*</sup> and Maya Paczuski<sup>1</sup>

<sup>1</sup> *Department of Mathematics, Imperial College of Science, Technology, and Medicine, London, UK SW7 2BZ*

<sup>2</sup> *Institut für Theoretische Physik und Astrophysik, Christian-Albrechts-Universität, Olshausenstraße 40, 24118 Kiel, Germany*  
(December 2, 2024)

We show that slowly driven systems may evolve to a self-organized critical state where correlations between avalanche events produce  $1/f^\alpha$  noise at long time scales. The avalanche sizes are distributed according to a power law,  $P(s) \sim s^{-\tau}$ , and happen instantaneously in the limit of slow driving. This is confirmed by numerical simulations of a simple deterministic “train” model, where the exponents at the slow external time scale, e.g.  $\alpha = (5\tau - 7)/(\tau - 1) \simeq 1.38$ , are determined only by the critical coefficient of the avalanche distribution,  $\tau$ .

05.40.-a, 05.65.+b, 89.75.Da

The ubiquity of  $1/f$  noise in nature is one of the oldest problems in contemporary physics still lacking a generally accepted explanation, despite much effort. The phenomenon is characterized by a  $1/f^\alpha$  decay with  $\alpha \approx 1$  found in the power spectrum  $S(f)$  of a given time signal at low frequencies  $f$ . It has been observed in a huge number of diverse systems with no apparent connection, including e.g. the water flow of rivers [1], pressure variations caused by music and speech [2], human cognition [3], the spike trains of nerve cells [4], the luminosity of quasars [5], the occurrence of earthquakes [6], etc.

In the case of resistance fluctuations in solids [7],  $1/f$  type behavior might be understood as a superposition of independent and purely random processes each described by a characteristic time scale  $t_c$ . The behavior of the power spectrum is then determined by the distribution  $P(t_c)$  leading to  $1/f^\alpha$  noise if  $P(t_c) \propto t_c^{\alpha-2}$  in a broad interval. Several mechanisms have been proposed [7,8] that are all rather specialized. Other mathematical models, which have been advanced for achieving  $1/f^\alpha$  noise under differing conditions, are fractal(-rate) stochastic point processes [9], filtered white Gaussian noise [10], fractal shot noise [11], fractal Brownian motion [12], and Levy flights as well as Cauchy statistics [13]. However, they do not reveal the physical origin of  $1/f^\alpha$  spectra. For the major part of systems with  $1/f$  noise, the concrete sources of the fluctuations remain unknown.

In the search for a general dynamical mechanism for  $1/f$  noise, Bak, Tang and Wiesenfeld (BTW) proposed the concept of self-organized criticality (SOC) [14,15]. This notion refers to the tendency of spatially extended slowly driven systems to organize into a state characterized by self-similar distributions of event sizes as well as fractal geometric properties and a lack of any characteristic time or length scale other than the system size. This stationary state is dynamical in nature and is characterized by statistical fluctuations or relaxation events, which are referred to as avalanches. Hence, SOC is based on the idea that the large variability observed in nature —  $1/f$  noise is just one example — is a consequence of the underlying dynamics. This idea was first discussed in the

context of a simple “sandpile” (BTW) model which shows the emergent scale free behavior of avalanches. However, the BTW model only exhibits  $1/f$  noise under rather specific circumstances, and does not in any case exhibit correlations between events which is required for  $1/f$  noise to be present at the very slow external time scale regime of the driving [16,17]. This is also true of other models of SOC such as the evolution model [18] or the traffic model [19], where  $1/f^\alpha$  noise can be directly related to the avalanche dynamics as originally intended by BTW. In fact, there are a number of other real world systems which show avalanche dynamics with power-law distributions in space *and* time and, especially,  $1/f^\alpha$  noise. To these SOC systems belong such diverse ones as earthquake faults [6,20], combustion fronts [21], flux motion in superconductors [22], Barkhausen noise (see Ref. [23] for a short review), and charge density waves [24], to name a few.

We show that a completely deterministic SOC model generates  $1/f$  fluctuations in the pattern of dissipation on the slow external time scale of driving, encompassing infinitely many distinct avalanches in the limit of large system size. Despite the fact that both time scales are completely separated, we find that the critical behavior of the power spectrum is solely determined by the critical properties of the avalanche size distribution. This can be directly expressed via scaling relations between the exponents of the power spectrum and the critical exponents of the avalanche distribution. Another major feature is that the results are robust with respect to the introduction of a real time scale corresponding to the total amount of force added to the system. This is especially important as well as extraordinary because the phenomenon of  $1/f$  noise characterizes temporal fluctuations and should, therefore, be sensitive to a different definition of time. Consequently, the model can be considered as a prototype of a SOC mechanism for  $1/f$  noise at long time scales encompassing many events.

The model we discuss here was introduced by de Sousa Vieira to describe SOC in stick-slip phenomena [25]. It is close to the original array of connected pendula first

discussed by Bak, Tang, and Wiesenfeld. The model is a time-discretized cellular version of a chain of blocks connected by harmonic springs and slowly pulled over a rough surface, or a Burridge-Knopoff model.

In detail, the cellular train model is defined as follows: Consider a one-dimensional system of size  $L$  where a continuous variable  $f_n \geq 0$  is associated with each site  $n$  (representing the force on that site). Initially, all  $f_n$  have the same value which is below a threshold  $f_{th}$ . The basic time step of the driving force consists in changing the value of the force on the first site according to  $f_1 = f_{th} + \delta f$  with a fixed  $\delta f$ . This can be considered as a slow external driving and leads to a fast relaxation process (avalanche) within the system. This relaxation consists of a conservative redistribution of the force at sites with  $f_n \geq f_{th}$  according to  $f_n = \Phi(f_n - f_{th})$  and  $f_{n\pm 1} = f_{n\pm 1} + \Delta f_n/2$ . Here,  $\Delta f_n$  is the change of force at the overcritical site and  $\Phi$  a periodic, nonlinear function. The relaxation continues until all sites are stable again, i.e.,  $f_n < f_{th}$  for all  $n$ . Then, the driving at the first site sets in again. This definition is complemented by open boundary conditions, i.e., force is lost at both boundaries. Without loss of generality, we use a sequential update and set  $f_{th} = 1$ ,  $\delta f = 0.1$ ,  $\Phi(x) = 1 - a[x]$  where  $[x]$  denotes  $x$  modulo  $1/a$ , i.e., a sawtooth function, and  $a = 4$ . It was shown that the model evolves into a state of SOC where the avalanche distributions are scale free, limited only by the overall system size [25].

Yet, the avalanches happen on a time scale much shorter than the expected time scale of the  $1/f$  fluctuations. An appropriate choice of a time signal to detect  $1/f$  noise, which takes the time scale separation between the slow driving and the fast relaxation into account, is the total force in the system after each avalanche:

$$X(i) = \sum_{n=1}^L f_n(i), \quad (1)$$

where  $i$  is the avalanche number. This signal is shown in Fig. 1 and directly reveals the stick-slip character of the dynamics.

Analyzing the power spectrum of  $X(i)$ , we find a clear  $1/f^\alpha$  decay with a cut off at low frequencies that shifts to even lower frequencies with increasing system size (see Fig. 2). In particular, a data collapse, shown in the inset, reveals the following scaling behavior:

$$S(f) \sim \frac{1}{f^\alpha} g\left(\frac{1}{fL^\beta}\right), \quad (2)$$

with  $\alpha = 1.38$  and  $\beta = 1.2$ . Here,  $g$  is a scaling function that is constant for small arguments and decays as  $x^{-\alpha}$  for large arguments.

To understand how the long range temporal correlations arise, we have analyzed the fluctuations in the force at a single site, i.e.  $X_n(i) = f_n(i)$ . It turns out that the

local power spectra are simple Lorentzians with a characteristic frequency that decreases with increasing distance from the driving site (see Fig. 3). This demonstrates that different time signals of the same system, such as the local and the total force signal, can behave in a totally different manner. Moreover, the observation of Lorentzians could in principle suggest that  $1/f^\alpha$  noise occurs due to a superposition as described above. However, the fluctuations of the force at different sites are correlated. This can already be deduced from the fact that the force at a given site can only change if all sites closer to the first site have discharged as well. A more careful analysis shows that the assumption of uncorrelated (local) signals would give a value of  $\alpha$  far away from the observed value for the total force [26], and that the noise power would scale in a different manner as well. Consequently, the long range temporal correlations, implied by the occurrence of  $1/f^\alpha$  noise, are stored in the spatial correlations embedded in the whole system.

This is confirmed by the fact that scaling relations connect  $\alpha$  and  $\beta$  to the critical exponents characterizing the avalanche distributions. The quantity  $L^\beta$  in Eq. 2 is the number of avalanches before events become uncorrelated. The distribution of avalanche sizes (the number of toppling events in the avalanche) is distributed as  $P(s) \sim s^{-\tau} G(s/L^D)$ , where  $\tau \simeq 1.54$  is the so-called histogram exponent, and the avalanche dimension  $D \simeq 2.20$  gives the cutoff for the largest avalanche in a system of size  $L$  [25]. Avalanches in the power-law regime do not extend through the entire system; therefore some sites do not topple and the system retains memory of its previous force. However, avalanches in the cutoff, which are the ones that entirely span the chain, decorrelate the system because all sites topple and get a new force. The frequency of the large system wide events that decorrelate the force in the system scales as  $L^{-D(\tau-1)}$ . Also, since every site must topple exactly once in an average avalanche, a scaling relation  $\langle s \rangle = L$  exists, giving the result that  $D(2 - \tau) = 1$ . Thus the exponent  $\beta = D - 1 = (\tau - 1)/(2 - \tau)$ , which agrees very well with numerical results.

We can also relate the exponent  $\alpha$  to the exponent  $\tau$  or  $D$  via the variance in the total force in the system:

$$\int S(f) df = \sigma^2 = \left\langle \left( \sum_{n=1}^L f_n(i) - \left\langle \sum_{n=1}^L f_n(i) \right\rangle \right)^2 \right\rangle, \quad (3)$$

where the integral is over all frequencies. Since the exponent  $\alpha > 1$ , the power in the signal diverges as  $L \rightarrow \infty$  as  $L^{\beta(\alpha-1)}$ . The cellular train model is in the same universality class as the original Burridge-Knopoff train model [25], putting it into the universality class of interface depinning with the interface pulled at one end [27]. Thus, the fluctuations in the force in the system have the dimension of fluctuations of force in the interface depinning problem, e.g.  $(\int_0^L dx \nabla^2 H(x))^2$ . Since in that case, the

height of the interface  $H$  has the dimension of  $L^{D-1}$ , then  $\sigma^2 \sim L^{2(D-2)}$ . Using the previous relation for  $\beta$ , we get  $\alpha = (3D - 5)/(D - 1) = (5\tau - 7)/(\tau - 1)$ . This again agrees very well with the numerical simulation results and is consistent with the results in [28].

Note that inserting the mean field value of  $\tau = 3/2$  [15] in the last expression happens to give  $\alpha = 1$ . We speculate that the wide spread occurrence of systems exhibiting  $1/f^\alpha$  noise with  $\alpha$  close to one could possibly be a consequence of self-organized criticality near a mean field limit.

All the above results hold even if a real time scale is introduced. The most natural way to do so is to identify the amount of force added to the first site with the temporal distance between avalanches. This leads to non-uniform time intervals between successive relaxation events. This is consistent with the picture of a slowly increasing force on the first site until  $f_i = f_{th} + \delta f$  and an avalanche is initiated. Hence, the time signal defined in Eq. (1) has to be modified and becomes a sawtooth function

$$X(t) = \sum_{n=1}^L f_n(t) = t - t_i + \sum_{n=1}^L f_n(t_i), \quad (4)$$

where  $t_i \leq t$  denotes the time of occurrence of the last avalanche. The power spectrum of this time signal shows exactly the same  $1/f^\alpha$  decay as the signal defined in Eq. (1) as can be deduced from Fig. 4. There, we show the power spectrum of the differentiated signal  $X'(t)$  — called dissipation signal for obvious reasons — which follows a power law with  $S(f) \propto f^{2-\alpha}$ .

The dissipation signal resembles the form of a pulse train, i.e.,

$$X'(t) = \sum_i h_i \delta(t - t_i), \quad (5)$$

where  $h_i$  is the dissipation in the total force due to the  $i$ th avalanche. This form of the signal is especially well-suited to show that the long time correlations are the same as before. For instances, substituting  $h_i$  by a constant should reveal the correlations induced by the fluctuations in the time intervals. As shown in [6,29], short-ranged correlations between subsequent time intervals can, indeed, lead to  $1/f$  noise. However, here we find that this "return signal" is of white noise type at low frequencies (see Fig. 4) and, therefore, is not responsible for the occurrence of the  $1/f^\alpha$  fluctuations. This implies that the  $1/f^\alpha$  noise in this signal is due to the fluctuations in  $h_i$  which do not change with the introduction of a real time scale. Note that, regardless of this, the non-uniformity in the intervals could destroy the correlations. We conclude that the long range temporal correlations in the train model are exclusively encoded in the state of the whole system and are not destroyed by the fluctuations due to the external driving.

The fact that the occurrence of  $1/f$  noise in the stick-slip model cannot be attributed to a low-dimensional dynamics shows that the SOC mechanism is totally different and can be well-distinguished from other deterministic mechanisms which attempt to explain  $1/f^\alpha$  noise as a chaotic phenomenon (see, e.g., Refs. [30,31]). Unlike those mechanisms, the dynamics discussed here cannot be reduced to a renewal process with a power-law distribution of waiting times or step sizes.

The temporal variations in the sizes of the avalanches do not exhibit long time correlations. Fig. 4 shows the power spectrum of the avalanche signal, defined in (5) where  $h_i$  is now the size of the  $i$ th avalanche. Clearly, white noise behavior is observed with a cut off at low frequencies due to the finite system size. Thus all the internal rearrangements leading to different avalanche sizes do not have long time correlations. The interplay between building up of force from the external driving when the avalanches are small, balanced by dissipation of force at the boundaries when the avalanches are larger is responsible for the flicker noise in the stick-slip system.

To summarize, we have shown that  $1/f^\alpha$  noise can occur due to an avalanche dynamics taking place on a time scale much shorter than the scale of the long range temporal correlations.

We thank P. Bak for useful discussions. J. D. would like to thank the DAAD for financial support and the Imperial College for support and hospitality.

---

\* Email address: [davidsen@theo-physik.uni-kiel.de](mailto:davidsen@theo-physik.uni-kiel.de)

- [1] B. B. Mandelbrot and J. R. Wallis, *Water Resour. Res.* **5**, 321 (1969).
- [2] R. F. Voss and J. Clarke, *Nature* **258**, 317 (1975); *J. Acoust. Soc. Am.* **63**, 258 (1978).
- [3] D. L. Gilden, T. Thornton, and M. W. Mallon, *Science* **267**, 1837 (1995).
- [4] M. C. Teich, *IEEE Trans. Biomed. Eng.* **36**, 150 (1989); M. Yamamoto *et al.*, *Brain Research* **366**, 279 (1986); F. Grüneis *et al.*, *Biol. Cybern.* **60**, 161 (1989); T. Kodama *et al.*, *Brain Research* **487**, 26 (1989).
- [5] W. H. Press, *Comments Astrophys.* **7**, 103 (1978).
- [6] J. Davidsen and H. G. Schuster, submitted to *Phys. Rev. Lett.* (2001).
- [7] S. Kogan, *Electronic noise and fluctuations in solids* (Cambridge University Press, Cambridge, 1996), and references therein.
- [8] P. de los Rios and Y.-C. Zhang, *Phys. Rev. Lett.* **82**, 472 (1999); S. L. Miller, W. M. Miller, and P. J. McWhorter, *J. Appl. Phys.* **73**, 2617 (1993); E. Milotti, *Phys. Rev. E* **51**, 3087 (1995).
- [9] S. Thurner *et al.*, *Fractals* **5**, 565 (1997), and references therein.
- [10] H. Takayasu, *J. Phys. Soc. Jpn.* **56**, 1257 (1987).

- [11] S. B. Lowen and M. C. Teich, Phys. Rev. Lett. **63**, 1755 (1989).
- [12] B. B. Mandelbrot, *Multifractals and 1/f noise* (Springer, New York, 1999).
- [13] E. W. Montroll and M. F. Shlesinger, Proc. Nat. Acad. Sci. **79**, 3380 (1982); Y. E. Kuzovlev, Mathematical Physical Preprint Archive **99-64**, (1999).
- [14] P. Bak, C. Tang, and K. Wiesenfeld, Phys. Rev. Lett. **59**, 381 (1987).
- [15] P. Bak, *How nature works* (Copernicus, New York, 1996).
- [16] S. Maslov, C. Tang, and Y.-C. Zhang, Phys. Rev. Lett. **83**, 2499 (1999).
- [17] H. J. Jensen, Phys. Scr. **43**, 593 (1991).
- [18] M. Paczuski, S. Maslov, and P. Bak, Phys. Rev. E **53**, 414 (1996).
- [19] K. Nagel and M. Paczuski, Phys. Rev. E **51**, 2909 (1995).
- [20] D. Sornette, *Critical Phenomena in Natural Sciences* (Springer, Berlin, 2000).
- [21] V. N. Skokov, A. V. Reshetnikov, V. P. Koverda, and A. V. Vinogradov, Physica A **293**, 1 (2001).
- [22] S. Field, J. Witt, F. Nori, and X. S. Ling, Phys. Rev. Lett. **74**, 1206 (1995).
- [23] B. Tadić, Physica A **270**, 125 (1999).
- [24] J. Peinke, A. Kittel, and J. Dumas, Europhys. Lett. **18**, 125 (1992).
- [25] M. de Sousa Vieira, Phys. Rev. E **61**, 6056 (2000).
- [26] J. Davidsen (unpublished).
- [27] M. Paczuski and S. Boettcher, Phys. Rev. Lett. **77**, 111 (1996).
- [28] S.-D. Zhang, Phys. Rev. E **61**, 5983 (2000).
- [29] B. Kaulakys and T. Meškauskas, Phys. Rev. E **58**, 7013 (1998).
- [30] H. G. Schuster, *Deterministic chaos*, 3rd extended ed. (VCH, Weinheim, 1995).
- [31] T. Geisel, A. Zacherl, and G. Radons, Phys. Rev. Lett. **59**, 2503 (1987).

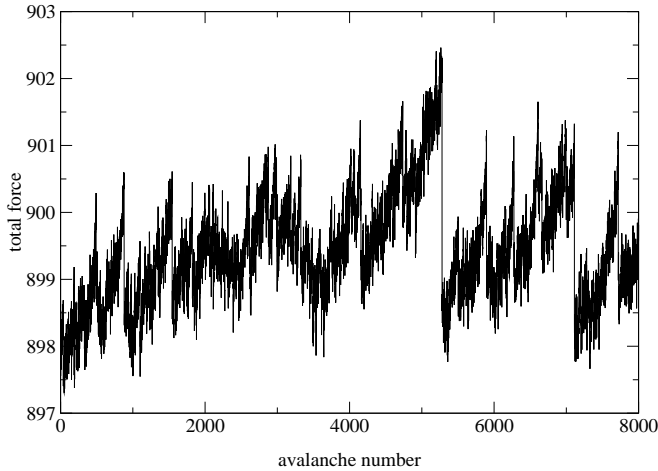


FIG. 1. Fluctuations of the total force in the self-organized critical state for a system of size  $L = 1024$ .

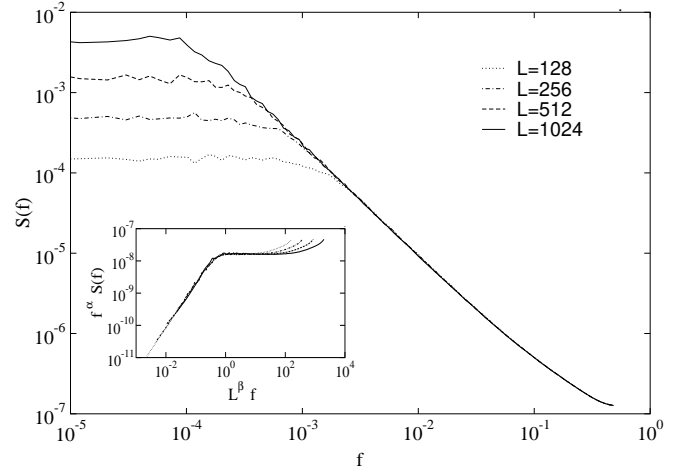


FIG. 2. Power spectrum of the fluctuations in the total force for different system sizes. Note that the cut off moves to lower frequencies for larger system sizes. Inset: Data collapse with  $\alpha = 1.38$  and  $\beta = 1.2$ .

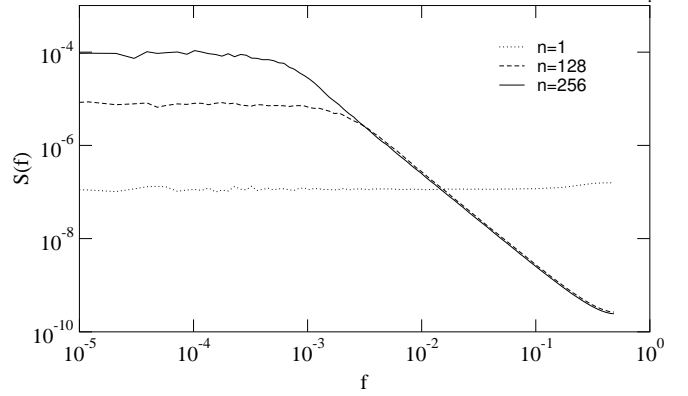


FIG. 3. Power spectrum of the fluctuations in the local force at different sites for  $L = 256$ .

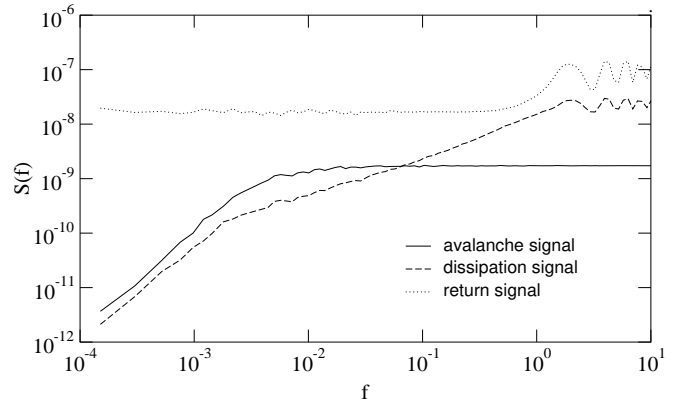


FIG. 4. Power spectrum of the different time signals for  $L = 256$  (see text). The avalanche signal is shifted down by 8 decades.