

The Soliton Tunneling Transistor

J. H. Miller, Jr.,* G. Cárdenas, and A. García-Pérez
*Department of Physics and Texas Center for Superconductivity
University of Houston, Houston, Texas 77204-5506, USA*

We report on a macroscopic version of the single-electron transistor (SET), which we call the soliton tunneling transistor, consisting of a gate capacitor coupled to a NbSe₃ crystal with a charge density wave. The current-voltage characteristic is periodically modulated by the gate voltage, as in the SET, except that the periodicity corresponds to a macroscopic displacement charge. These results appear to be consistent with time-correlated tunneling of charge solitons (see Phys. Rev. Lett. **84**, 1555 (2000)).

71.45.Lr, 72.15.Nj, 73.23.Hk, 11.27.+d

The decay of the false vacuum [1], and related macroscopic quantum phenomena [2], have been of broad scientific interest for over two decades. Quantum nucleation of dilaton black hole pairs [3], cosmic strings [4], and even the entire universe [5] have been proposed. A variety of topological defects in condensed matter systems can potentially nucleate via quantum tunneling. These include vortex-antivortex pairs and vortex rings in superconductors [6], superfluids [7], and Bose-Einstein condensates [8]; dislocation pairs in Wigner crystals [9] and vortex lattices [10]; dislocation (phase-slip) rings in charge density waves [11]; and charge (or flux) soliton-antisoliton S-S' pairs in density waves [12–14] (or Josephson junctions [15]).

Topological defects play an especially important role in the cuprates and other type-II superconductors. Magnetic relaxation rates that depend weakly on temperature up to 20 K [16], or even decrease with temperature [17], suggest that vortices may tunnel over a wide temperature range. During vortex pair nucleation, the BCS ground state $\mathcal{A}\chi_o(\mathbf{r}_{1\uparrow}, \mathbf{r}_{2\downarrow})\dots\chi_o(\mathbf{r}_{N-1\uparrow}, \mathbf{r}_{N\downarrow})$, where \mathcal{A} is the antisymmetrization operator, evolves into a state $\mathcal{A}\chi_{vp}(\mathbf{r}_{1\uparrow}, \mathbf{r}_{2\downarrow})\dots\chi_{vp}(\mathbf{r}_{N-1\uparrow}, \mathbf{r}_{N\downarrow})$, that contains nodes at the vortex and antivortex cores. The small energy barrier for the evolution of each pair state $\chi_o(\mathbf{r}_{n-1\uparrow}, \mathbf{r}_{n\downarrow})$ into $\chi_{vp}(\mathbf{r}_{n-1\uparrow}, \mathbf{r}_{n\downarrow})$ may enable a much higher rate of quantum nucleation of vortex pairs than predictions based on the total Euclidean action. Moreover, the consistently low $I_c R_n$ products of cuprate Josephson devices suggest that Josephson vortex-antivortex pair creation [15] may occur when the current is much smaller than the “classical” critical current $I_0 \sim \Delta_{\text{BCS}}/R_N e$.

A charge density wave (CDW) is a condensate [18] in which the electronic charge density in a quasi-one-dimensional metal becomes modulated, $\rho(x, t) = \rho_0(x, t) + \rho_1 \cos[2k_F x - \phi(x, t)]$. Here $\rho_0(x, t)$ contains the background charge of the condensed electrons, and an excess or deficiency of charge proportional to $\pm\partial\phi/\partial x$. Density waves and Josephson junctions (JJs) can be described by a phase, $\phi(x, t)$, in a sine-Gordon (s-G) potential. They are dual in that the roles of charge and flux are interchanged, as well as those of current and voltage. The current in a density wave is $I = (Q_0/2\pi)\partial\phi/\partial t$, where $Q_0 \sim 2N_{ch}e$ and N_{ch} is the number of parallel chains, whereas the voltage across a JJ is $V = (\Phi_0/2\pi)\partial\phi/\partial t$, where $\Phi_0 = h/2e$. Charge (flux) solitons in a density

wave (JJ) carry a charge (flux) of $\pm Q_0(\pm\Phi_0)$. Observations of Aharonov-Bohm (A-B) oscillations [19] in the magneto-conductance of CDWs in NbSe₃ crystals with columnar defects provide convincing evidence for quantum transport. Additional evidence for quantum behavior is found in *rf* experiments [20] that show good agreement with the predictions of photon-assisted tunneling theory predictions, and the observed Zener-like I - V characteristics [21].

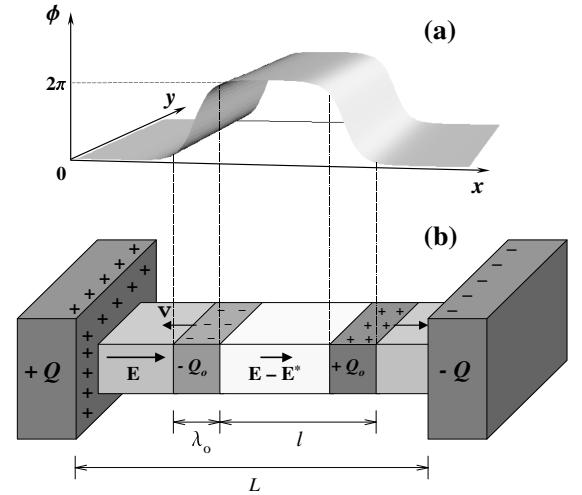


FIG. 1. (a) CDW phase vs. position, illustrating the production of a soliton-antisoliton domain wall pair. (b) Model of a CDW capacitor, showing the nucleated domain walls moving towards the contacts. The electric field between the domain walls is reduced by the internal field E^* . The distances l , λ_0 and the crystal thickness are greatly exaggerated for clarity.

A recent paper [22] points out the existence of a Coulomb blockade threshold for creation of S-S' pairs in density waves, and proposes an analogy to time-correlated single electron tunneling to interpret their dynamics above threshold. Compelling evidence against classical depinning includes bias-independent *rf* and microwave responses below threshold in charge density waves (CDWs) [23,24] and Wigner crystals [25], and the observed small phase displacements of charge [26,27] and spin [28] density waves below threshold. These experi-

ments strongly suggest that, as the applied electric field is increased, S-S' or dislocation pairs are created long before the density wave or Wigner crystal polarizes enough to depin classically. Here we report on observations of a periodic modulation of the CDW I - V curves induced by a gate voltage, analogous to the behavior of a single electron transistor [29], which also suggest soliton tunneling.

The quantum interpretation of the threshold field, as a macroscopic Coulomb blockade effect [22], is motivated by Coleman's paper [30] on soliton pair-creation in the massive Schwinger model. A pair of S and S' domain walls, with charges $\pm Q_0$, separated by a distance l , and of cross-sectional area A , produce an internal field of magnitude $E^* = Q_0/\varepsilon A$, as shown in Fig. 1. When an external field E is applied, the difference between the electrostatic energy of a state with the pair and that of the "vacuum" is $\Delta U = 1/2\varepsilon Al[(E \pm E^*)^2 - E^2] = e^*l[1/2E^* \pm E]$, which is positive when $|E| < 1/2E^*$. Conservation of energy thus forbids pair production for fields less than a quantum threshold, $E_T = 1/2E^* = Q_0/2\varepsilon A$, which appears to be about two orders of magnitude smaller than the classical depinning field in NbSe₃ [22]. The experimentally observed universality relation, $\varepsilon E_T \sim eN_{ch}/A$ [18], thus arises quite naturally from this model [31].

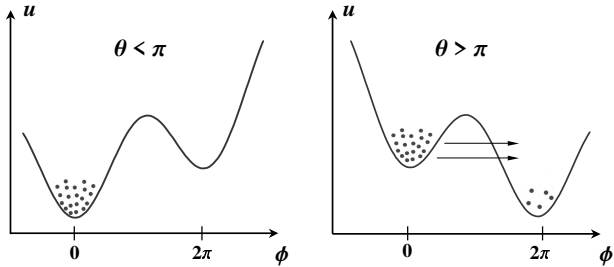


FIG. 2. Potential energy vs. ϕ for two different values of θ . The small energy barrier for each microscopic degree of freedom within the condensate enables tunneling when $\theta > \pi$, as discussed in the concluding paragraphs, while the Peierls condensation energy prevents thermal hopping.

A density wave between two contacts behaves as a capacitor with an enormous dielectric constant (Fig. 1). The initial charging energy is $Q^2/2C$, where Q is the displacement charge and $C = \varepsilon A/L$. We define $\theta = 2\pi Q/Q_0 = 2\pi E/E^* = \pi E/E_T$ and note that a displacement ϕ near the middle creates a non-topological kink-antikink pair with charges $\pm(\phi/2\pi)Q_0$, if $\phi = 0$ at the contacts. The washboard pinning and quadratic charging energies can then be written as [30]:

$$U[\phi] = \int_0^L dx \{u_p[1 - \cos \phi(x)] + u_c[\theta - \phi(x)]^2\} \quad (1)$$

where $u_p \gg u_c$ for NbSe₃ [22]. If the system starts

out in the ground state, conservation of energy will prevent tunneling when the applied field is below threshold, $\theta < \pi$, as illustrated in Fig. 2. However, when θ exceeds π , what was formerly the "true vacuum" becomes the unstable "false vacuum." A "bubble" of true vacuum nucleates, with soliton domain walls at its surface, and expands rapidly (Fig. 1) [32]. After n solitons of charge Q_0 (and antisolitons of charge $-Q_0$) have reached the contacts, the charging energy becomes $(Q - nQ_0)^2/2C$. This is similar to the charging energy of a single-electron tunnel junction, except that Q_0 is now a macroscopic charge.

A single-electron transistor (SET) consists of a gate capacitor C_g coupled to an island electrode between two small capacitance tunnel junctions [29]. The gate voltage modulates the I - V curves between the source and drain electrodes, with a period e in displacement charge, $Q_g = C_g V_g$. The displacement charges $Q_{1,2}$ across the two tunnel junctions are related as $Q_2 = Q_1 + Q_g$. The model discussed here suggests that it may be possible to demonstrate a macroscopic version of the SET, by attaching a gate capacitor to an island electrode near the center of a quasi-1-D crystal with a density wave (see the inset to Fig. 3). Screening by the normal, uncondensed electrons will reduce the effectiveness of the gate which, unlike the source and drain contacts, cannot be driven by a current source. The displacement charges across the two segments of the crystal will be related as $Q_2 = Q_1 + \beta Q_g$, where $\beta \sim \exp(-k_s r_{eff}) \ll 1$. The charging energy will then be $(Q_1 - n_1 Q_0)^2/2C_1 + (Q_2 - n_2 Q_0)^2/2C_2$, where C_1 and C_2 are the capacitances of the two segments separated by the island electrode. The analogy to the SET suggests that a gate voltage might modulate the I - V curves between source and drain contacts near the ends of the crystal.

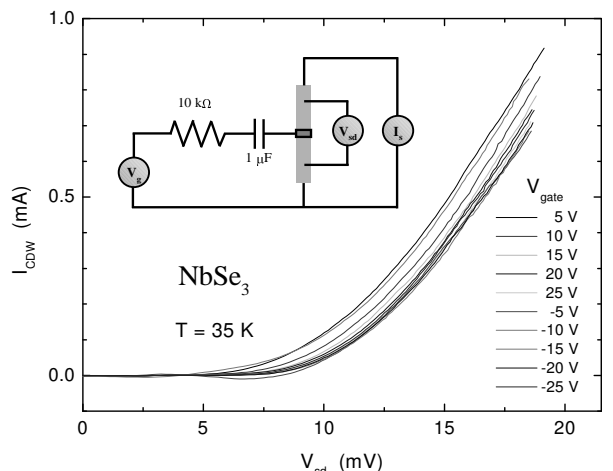


FIG. 3. CDW current vs. source-to-drain voltage for several values of gate voltage at 35 K. (The shunt current of the normal electrons has been subtracted for clarity). A $1 \mu\text{F}$ gate capacitor was connected to a NbSe₃ crystal as illustrated.

Fig. 3 shows several plots of CDW current as a function of source-to-drain voltage, I_{cdw} vs. V_{sd} , in a NbSe₃ crystal at 35 K, with a 1 μ F gate capacitor attached to the middle, as illustrated, for different values of gate voltage V_g . Measurements were carried out in an electromagnetically shielded enclosure, and V_{sd} was measured with a nanovoltmeter. The gate voltage is seen to modulate the threshold voltage in the I - V curves of Fig. 3. Figure 4 displays plots of source-to-drain voltage V_{sd} vs. V_g for three values of total bias current above threshold. The plots exhibit roughly periodic behavior, similar to that observed in SETs. However, in our system, the measured periodicity $\Delta V_g \sim 10$ V is consistent with a *macroscopic* displacement charge $\Delta Q = C_g \Delta V_g \sim 6 \times 10^{13} e$, comparable to the number of condensed electrons between the contacts. The screened displacement charge $\beta \Delta Q$ is also almost certainly macroscopic, perhaps comparable to $Q_0 \sim 2N_{ch}e$. The behavior shown in Fig. 4 is quite extraordinary, and appears to be consistent with the soliton tunneling hypothesis [33].

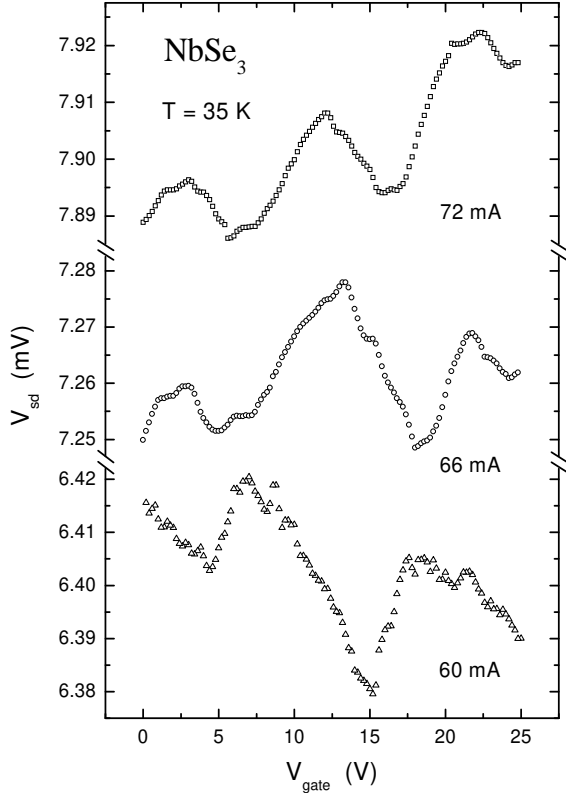


FIG. 4. V_{sd} vs. V_g for fixed values of total bias current at 35 K.

An important issue is how quantum nucleation of soliton pairs could occur at rather high temperatures. A recent paper [34] argues that, in the expression for the production rate of soliton domain wall pairs, the mass (energy) of a soliton in 1-D should be replaced by a domain wall surface energy density in 3-D. Thus, the large total domain wall energy would inhibit thermal excitations, while the quantum nucleation rate would be independent of the transverse dimensions. Another inter-

pretation is that many microscopic degrees of freedom ϕ_n may tunnel coherently within the condensate, as in Josephson tunneling. The concept of Josephson tunneling has recently been generalized to include tunneling of Bose-Einstein condensates through an energy barrier [35]. In a density wave, the energy barrier for each ϕ_n , corresponding to a single chain or transverse wavevector, would be much smaller than that of the entire system (see Fig. 2). A domain wall could then be viewed as a condensate of microscopic quantum solitons (or perhaps a condensate of dislocations), each of charge $2e$, as suggested by the observed $h/2e$ A-B oscillations [19].

This picture suggests that the 1-D s-G model should be extended to include coupling $\sim [1 - \cos(\phi_n - \phi_{n-1})]$ between neighboring chains, which may play a major role in determining the Peierls condensation energy. We therefore propose the following model Hamiltonian:

$$H = \sum_{n=1}^N \int dx \left\{ \frac{\Pi_n^2}{2D} + \frac{1}{2} D c_0^2 \left(\frac{\partial \phi_n}{\partial x} \right)^2 + D \omega_0^2 [1 - \cos \phi_n] + U[1 - \cos(\phi_n - \phi_{n-1})] + u_E [\phi_n - \theta]^2 \right\} \quad (2)$$

which will be the subject of future investigations. (The 1-D version is considered in ref. [22].) Note that the entire system becomes quantum mechanically unstable as the driving force θ is increased above the critical value $\theta \gtrsim \pi$. This suggests an analogy to thermodynamic phase transitions, where thermal fluctuations occur over all length scales near the critical temperature. In this case, we believe that there may be a similar divergence of quantum fluctuations when θ is close to the critical value, $\theta \sim \pi$. In this sense, the idea of a dynamical phase transition might be extended to quantum systems. Further refinements to the model should also include the addition of disorder to the s-G pinning potential, which would enable a description of metastability, hysteresis, and related phenomena.

This is a far-reaching problem, which could ultimately impact condensed matter physics, string theory, and inflationary quantum cosmology. In fact, the European Science Foundation has initiated a program, known as Cosmology in the Laboratory (COSLAB), to study topological defects in condensed matter systems as analogs of those created in the early universe. Moreover, the importance of considering many degrees of freedom has recently been underscored by Hawking et al. [36], who point out that a universe can be nucleated by a cosmological instanton that is much larger than the Planck scale, provided there are sufficiently many matter fields.

The authors gratefully acknowledge the valuable contributions of John McCarten, Carlos Ordoñez, Lei-Ming Xie, and Wilfredo More. This work was supported, in part, by the State of Texas through the Texas Center for Superconductivity and the Texas Higher Education Coordinating Board Advanced Research Program (ARP), and by the Robert A. Welch Foundation (E-1221). One of us (AGP) gratefully acknowledges the World Labora-

* Corresponding author.

Email address: jhmiller@uh.edu

- [1] S. Coleman, Phys. Rev. D **15**, 2929 (1977).
- [2] A. O. Caldeira and A. J. Leggett, Phys. Rev. Lett. **46**, 211 (1981).
- [3] F. Dowker, J. P. Gauntlett, D. A. Kastor, and J. Traschen, Phys. Rev. D **49**, 2909 (1994).
- [4] R. Basu, A. H. Guth, and A. Vilenkin, Phys. Rev. D **44**, 340 (1991).
- [5] A. D. Linde, Sov. Phys. JETP **60**, 211 (1984); Zh. Eksp. Teor. Fiz. **87**, 369 (1984).
- [6] Y. Duan, H. Zhang, and S. Li, Phys. Rev. B **58**, 125 (1998); also see J. M. Kosterlitz and D. J. Thouless, J. Phys. C **6**, 1181 (1973).
- [7] G. W. Rayfield and F. Reif, Phys. Rev. **136**, A1194 (1964).
- [8] B. P. Anderson, P. C. Haljan, C. A. Regal, D. L. Feder, L. A. Collins, C. W. Clark, and E. A. Cornell, Phys. Rev. Lett. **86**, 2926 (2001).
- [9] S. T. Chui, Phys. Lett. A **180**, 149 (1993).
- [10] For a review, see G. Blatter, M. V. Feigel'man, V. B. Geshkenbein, A. I. Larkin, and V. M. Vinokur, Rev. Mod. Phys. **66**, 1125 (1994).
- [11] S. V. Zaitsev-Zotov, Phys. Rev. Lett. **71**, 605 (1993); S. V. Zaitsev-Zotov, G. Remenyi, and P. Monceau, Phys. Rev. B **56**, 6388 (1997).
- [12] K. Maki Phys. Rev. Lett. **39**, 46 (1977); Phys. Rev. B **18**, 1641 (1978).
- [13] John Bardeen, Phys. Rev. Lett. **42**, 1498 (1979); **45**, 1978 (1979); **55**, 1010 (1985).
- [14] A. Maiti and J. H. Miller, Jr., Phys. Rev. B **43**, 12205 (1991).
- [15] A. Widom and Y. Srivastava, Phys. Lett. A **114**, 337 (1986).
- [16] H. H. Wen, R. T. Lu, and S. L. Yan (unpublished).
- [17] Y. Y. Xue, Z. J. Huang, P. H. Hor, and C. W. Chu, Phys. Rev. B **43**, 13598 (1991); when plotted as $\ln M/\ln t$ (rather than $dM/d\ln t$) vs. T , the rate is essentially flat up to about 70 K (Y.Y. Xue and Z. J. Huang, personal communication).
- [18] G. Grüner, *Density Waves in Solids*, Addison-Wesley, Reading, Mass. (1994).
- [19] Yu. I. Latyshev, O. Laborde, P. Monceau, and S. Klaumünzer, Phys. Rev. Lett. **78**, 919 (1997).
- [20] J. H. Miller, Jr., J. Richard, J. R. Tucker, and John Bardeen, Phys. Rev. Lett. **51**, 1592 (1983); J. H. Miller, Jr., *et al.*, Phys. Rev. B **31**, 5229 (1985).
- [21] R. E. Thorne, J. H. Miller, Jr., W. G. Lyons, J. W. Lyding, and J. R. Tucker, Phys. Rev. Lett. **55**, 1006 (1985).
- [22] J. H. Miller, Jr., C. Ordoñez, and E. Prodan, Phys. Rev. Lett. **84**, 1555 (2000).
- [23] J. H. Miller, Jr., R. E. Thorne, W. G. Lyons, J. R. Tucker, and John Bardeen, Phys. Rev. B **31**, 5229 (1985).
- [24] A. Zettl and G. Grüner, Phys. Rev. B **29**, 755 (1984).
- [25] C.-C. Li, L. W. Engel, J. Yoon, D. C. Tsui, and M. Shayegan, J. Phys. IV France **9**, 215 (1999).
- [26] J. H. Ross, Jr., Z. Wang, and C. P. Slichter, Phys. Rev. Lett. **56**, 663 (1986).
- [27] H. Requardt, F. Ya. Nad, P. Monceau, R. Currat, J. E. Lorenzo, S. Brazovskii, N. Kirova, G. Grübel, and Ch. Vettier, Phys. Rev. Lett. **80**, 5631 (1998).
- [28] W. H. Wong, M. E. Hanson, W. G. Clark, B. Alavi, and G. Grüner, Phys. Rev. Lett. **72**, 2640 (1994).
- [29] For a review, see M. H. Devoret and R. J. Schoelkopf, Nature **406**, 1039 (2000).
- [30] S. Coleman, Ann. Phys. (NY) **101**, 239 (1976).
- [31] Screening by the normal carriers may enhance ε . If ε scales as n_n/n_i^2 , where n_i is the concentration of pinning impurities, then E_T will vary as n_i^2/n_n .
- [32] Actually, many small “bubbles” will nucleate, followed by annihilation of colliding S and S' domain walls, which causes the phase to advance by 2π between the contacts.
- [33] The gate capacitance, and hence the attainable displacement charge, was too small to observe a periodic modulation in previous experiments (see T. L. Adelman *et al.*, Phys. Rev. Lett. **74**, 5264 (1995)).
- [34] Oscar J. C. Dias and José P. S. Lemos, arXiv:hep-ph/0103193 (17 March, 2001).
- [35] A. Smerzi, S. Fantoni, S. Giovanazzi, and S. R. Shenoy, Phys. Rev. Lett. **79**, 4950 (1997); S. Giovanazzi, A. Smerzi, and S. Fantoni, Phys. Rev. Lett. **84**, 4521 (2000).
- [36] S. W. Hawking, T. Hertog, and H. S. Reall, Phys. Rev. D **63**, 083504 (2001).