

# A New Method to Compute the Configurational Entropy in Spin Glasses

A. Crisanti<sup>1,2</sup>, E. Marinari<sup>1,2,3</sup>, F. Ritort<sup>4</sup> and A. Rocco<sup>1,2</sup>

<sup>1</sup>*Dipartimento di Fisica, Università di Roma "La Sapienza", P.le Aldo Moro 2, 00185 Roma, Italy*

<sup>2</sup>*INFM Unità di Roma 1*

<sup>3</sup>*INFM Sezione di Roma 1*

<sup>4</sup>*Departament de Física Fonamental, Facultat de Física, Universitat de Barcelona, Diagonal 647, 08028 Barcelona, Spain*

We propose a new method to compute the configurational entropy of glassy systems. It provides a way to determine the free energy of valleys for finite-size systems under the hypothesis that valleys with the same free energy have the same probability. It can be used to determine the character of the glass transition and both the mode-coupling and the Kauzmann temperatures.

Spin glasses and structural glasses are characterized by the presence of a complex structure of stable and metastable states<sup>1</sup>. In particular, the free energy landscape is characterized by a large number of minima, maxima and saddle points<sup>2</sup>: a description of the phase space in terms of these topological points is useful since gives hints about the dynamics in glassy systems. Such topological points can label what in spin-glass theory is commonly referred to as valleys, pure states, phases or ergodic components: these valleys contain a large number of configurations (typically a number growing exponentially with the size of the system) with macroscopic properties (for example the energy or the magnetization) which can depend on the specific valley.

Even when theoretically a decomposition of the phase space in non-overlapping valleys is possible, its practical identification remains a highly non-trivial task: only in mean-field theory we know exactly how to define them. In the mean-field theory well established ergodicity breaking allows to define a valley as the set of all configurations of an infinite system which can be visited in a large finite time.

It is not obvious how practical it would be to extrapolate directly this notion to realistic finite dimensional short range systems. It is clear for example that in the case of finite dimensional systems, even in presence of Replica Symmetry Breaking (RSB), activated processes will have to be included in the physical picture. A point of view that turns out to be fruitful is based on a dynamical definitions of the valleys, by accounting for the activated processes in the course of the dynamics<sup>3</sup>: one can try to define a typical escape time (needed for leaving a valley) and to assign to the valley the spin configurations that have been visited by the system before escaping. This definition relies on the implicit assumption that the dynamics is characterized by a clear separation of time scales between intra and inter valley motion. A reasonable assumption for models of structural glasses but not necessarily for any type of spin glass.

Given a decomposition of the phase space into non-overlapping valleys or basins  $\mathcal{B}$  we can write the partition function  $\mathcal{Z}$  as

$$\mathcal{Z}(T) = \sum_{\mathcal{C}} \exp(-\beta \mathcal{H}(\mathcal{C})) = \sum_{\mathcal{B}} \exp(-\beta F_{\mathcal{B}}(T)) , \quad (1)$$

where  $\mathcal{C}$  denotes the spin configurations,  $\mathcal{H}$  is the Hamiltonian and  $\beta \equiv \frac{1}{T}$  is the inverse temperature.  $F_{\mathcal{B}}(T)$  is the free energy of the valley  $\mathcal{B}$ ,

$$F_{\mathcal{B}}(T) = -\frac{1}{\beta} \log \left( \sum_{\mathcal{C} \in \mathcal{B}} \exp(-\beta \mathcal{H}(\mathcal{C})) \right) . \quad (2)$$

Since each valley contains an exponentially large number of configurations we can define expectation values of observables in a given valley by restricting the Boltzmann measure to configurations belonging to the valley  $\mathcal{B}$ :

$$\langle \mathcal{A} \rangle_{\mathcal{B}} \equiv \sum_{\mathcal{C} \in \mathcal{B}} \mathcal{A}(\mathcal{C}) \exp(-\beta \mathcal{H}(\mathcal{C}) + \beta F_{\mathcal{B}}(T)) . \quad (3)$$

After these definitions it is natural to consider the entropy of the valley  $\mathcal{B}$ , defined as  $S_{\mathcal{B}}(T) \equiv \beta(E_{\mathcal{B}}(T) - F_{\mathcal{B}}(T))$ , where according to (3)  $E_{\mathcal{B}}(T) = \langle E \rangle_{\mathcal{B}}$ . In principle the partitioning of the phase space into valleys allows to extend all thermodynamic relations to more general valley-dependent ones: the relevant question is whether a given phase space partitioning has any deep physical meaning.

Recent results about the dynamics of spin glasses have established violations of the Fluctuation-Dissipation Theorem (FDT)<sup>4</sup>. For a class of systems (structural glasses or one-step RSB spin glasses) these violations are asymptotically described by a single time-scale which can be related to an effective temperature. Violations of FDT are tightly related to the spectrum of off-equilibrium fluctuations: the dependence on a single effective temperature has been advocated as the consequence of the cooperative character of the dynamics<sup>5</sup>. Although FDT violations have been computed in detail only in mean field systems there is strong evidence that they yield a physically valid description of the free energy fluctuations in the aging state also for short-ranged systems<sup>6</sup>: the fact that they are originated in the mean field scenario (the effective temperature is related to the function  $x(q)$  in the Parisi solution of spin glasses) suggests that the crucial features of the mean field theory remain valid for realistic systems.

Entropic effects (as opposed to energetic interactions) are not strictly dependent on the range and dimensionality of the interaction, and may play a non trivial role in the mean field character of the structural glass dynamics.

The key concept describing this mean field behavior is the *configurational entropy* (also called *complexity*)  $\mathcal{S}_c(F, T)$  defined as the number of valleys with a given free energy  $F$ . The importance of this quantity is that it counts the number of valleys accessible to the system much as the usual entropy in Boltzmann theory counts the number of configurations with a given energy: it has a real physical interest if a sort of equiprobability hypothesis (equivalent to that of equilibrium ensemble theory) is valid for spin glasses and glasses in the off-equilibrium regime<sup>5</sup>. This hypothesis asserts that valleys with a given free energy  $F$  are visited with a probability proportional to their number.

A description of the off-equilibrium dynamics in terms of the complexity and of its connection to FDT violations has been successfully obtained for structural glass models within the Inherent Structure (IS) formalism<sup>7</sup>. In this case one identifies valleys with configurations reached by a steepest descent dynamics: this is an approximate scheme because a priori it is unclear why the IS should give a relevant partitioning of the phase space, and why this scheme could account for the off-equilibrium properties. Within the assumption that typical valleys are topologically identical (i.e. that they can have different energies but very similar entropies) one may simply count them from the probability distribution of the IS energies. Beyond that approximation one can do better and estimate the entropies of the IS by treating fluctuations inside an IS within the harmonic approximation<sup>8</sup>. In this Letter we want to go even further and introduce a new method to determine, within the IS formalism, the complexity  $\mathcal{S}_c(F, T)$  without the assumption of topologically identical IS. We do that by analyzing a discrete model where, due to the discrete nature of the spin variables, the application of the harmonic approximation is impossible.

Our starting point is the IS decomposition introduced by Stillinger and Weber<sup>7</sup>, where each valley  $\mathcal{B}$  is labeled by the corresponding IS minimum, and its free energy  $F_{\text{IS}}$  is defined according to (2). In the canonical formalism the probability to find an IS with free energy density  $f$  is given by

$$\mathcal{P}(f, T) = \langle \delta(f - f_{\text{IS}}) \rangle = \frac{g(f, T) \exp(-\beta N f)}{\sum_{\text{IS}} \exp(-\beta N f_{\text{IS}})}, \quad (4)$$

where  $g(f, T)$  is the density of IS with free energy density  $f$  (small letters will denote intensive quantities) which defines the extensive complexity  $\mathcal{S}_c(F, T)$  through  $g(f, T) = \exp(\mathcal{S}_c(f, T))$ . Behind this relation there is the implicit assumption that IS with the same free energy  $f$  have the same probability, so that they can be treated on the same footing as far as the dynamical properties of the system are concerned. Only if this assumption is valid the concept of configurational entropy can be of use: the implications of such an assumption for the description of complex landscapes in glassy systems are very strong. The denominator in (4) is the equilibrium par-

tion function  $\mathcal{Z}(T) = \exp(-\beta N f_{\text{eq}}(T))$ . This leads to the relation

$$s_c(f, T) = \frac{\log[\mathcal{P}(f, T)]}{N} + \beta(f - f_{\text{eq}}(T)), \quad (5)$$

which is the formula we have used to evaluate the complexity. The key quantity in this expression is the probability  $\mathcal{P}(f, T)$ . In the context of Lennard-Jones glasses Speedy<sup>9</sup> has introduced an approach where one adds to the Hamiltonian a coupling term between the IS and the run-time configuration,  $-\epsilon q(\text{IS}, \mathcal{C})$ . By taking the thermodynamic limit first and extrapolating later to  $\epsilon \rightarrow 0$  one is able to restrict the measure to those configurations  $\mathcal{C}$  belonging to the IS: this allows to estimate the expectation values (3). In particular, by integrating the energy as a function of  $\epsilon$ , one can get an estimate of  $F_{\text{IS}}$ . This procedure is laborious, since it requires extensive simulations for different values of the coupling  $\epsilon$  and for each different IS.

Here we propose a completely different strategy based on the probabilistic definition of the entropy<sup>10</sup>. Our goal is to compute the free energy of a given IS: we start by thermalizing a system at temperature  $T$  for  $t_{\text{therm}}$  Monte Carlo steps (MCS). Secondly in a (thermalized) Monte Carlo we run a series of groups of  $t_{\text{run}}$  MCS: at the end of each of such groups of steps we use a steepest descent procedure to identify an IS<sup>11</sup>. We select  $t_{\text{run}}$  such that configurations obtained at the end of each period are uncorrelated. The search of the IS is done  $N_{\text{run}}$  times in the course of the full MC run: the total number of MCS is  $t_{\text{total}} = t_{\text{therm}} + N_{\text{run}} t_{\text{run}}$ . We finally compute the total number of times we have found each given IS,  $N_{\text{IS}}$  ( $\sum_{\text{IS}} N_{\text{IS}} = N_{\text{run}}$ ). If the number of different IS is not too large and each IS has been visited a substantial number of times, and the equilibrium free energy  $f_{\text{eq}}(T)$  is known, we can estimate the IS free energy by

$$f_{\text{IS}}(T) = -\frac{T}{N} \log\left(\frac{N_{\text{IS}}}{N_{\text{run}}}\right) + f_{\text{eq}}(T). \quad (6)$$

From the  $f_{\text{IS}}$  so evaluated we can construct the histogram  $\mathcal{P}(f, T)$  and finally using (5) we can compute  $s_c(f, T)$ . In what follows, to stress its utility, we illustrate this procedure using two simple models.

We have considered two spin glass models: the Sherrington-Kirkpatrick model<sup>12</sup> (SK) and the random orthogonal model (ROM)<sup>13</sup>. They are both described by the Hamiltonian

$$\mathcal{H} = - \sum_{1 \leq i < j \leq N} J_{ij} \sigma_i \sigma_j, \quad (7)$$

where the spins  $\sigma_i = \pm 1$  and the  $J_{ij}$  are quenched random couplings. In the SK model the symmetric and uncorrelated  $J_{ij}$  have zero mean and  $1/N$  variance, while in the ROM model  $J_{ij}$  is a random orthogonal symmetric matrix, with  $\sum_k J_{ik} J_{jk} = \delta_{ij}$ . The reason behind this choice is that these two models describe the two most relevant scenarios for mean field glassy systems: the SK

model gives the mean field theory for disordered and frustrated magnets, while the ROM model describes structural glasses in the mode coupling approximation. Recent work of two of us<sup>14</sup> hints that finite volume mean field systems allow for a good description of activated processes in real systems. IS in the SK model have been studied in<sup>15</sup>. It has been shown in<sup>14</sup> that in the case of the ROM model the usual Stillinger-Weber decomposition in terms of the energy of the different IS provides a fairly good statistical description of the energy minima and of their influence on the relaxational dynamics. For that model the entropic contribution of valleys  $S_B$  is negligible and the statistical analysis of equation (4) can be done in terms of the energy of the IS minima rather than in terms of the free energy of the valleys: this reduction extremely simplifies the statistical description of the free energy landscape. In the SK model (and generically for models with continuous RSB), as opposite to the case of the ROM model, valleys can be very different, and the entropy can receive an important intra-valley contribution.

We have considered small volumes, typically  $N = 32$  and  $64$ , to avoid too large numbers of valleys. In fact the number of stationary points  $N_{IS}$  is known<sup>16</sup> to grow exponentially with the size of the system:  $N_{IS} \sim \exp(\alpha N)$  with  $\alpha \simeq 0.2$  for the SK model and  $0.3$  for the ROM model. Because of that if we want to satisfy the condition  $N_{IS}/N_{run} \sim \mathcal{O}(1)$  in (6)  $N$  cannot be too large. In the case of the SK model for  $N = 32$  we have  $N_{IS} \simeq 10^3$  while for  $N = 64$  typically we have  $N_{IS} \simeq 10^5$ . Obviously this number may strongly fluctuate from sample to sample, but it is clear that the study of larger sizes requires a very large computational effort. To reduce fluctuations we have averaged over disorder, when necessary.

We have simulated the SK model both with  $\pm 1$  and with Gaussian couplings, obtaining very similar results: we have also checked that the result do not depend on the details of the algorithm used to determine the IS algorithm (we have tried a greedy algorithm and a  $T = 0$  MC). For the finite  $T$  simulations we have used a MC update with a simple Glauber dynamical rule. For the SK model, where sample to sample fluctuations are important, data have been averaged over 10 samples. For the ROM model the fluctuations are much smaller, and we have used only two samples.

In figure 1 we show the complexity  $S_c$  for the SK model as a function of the energy of the IS as defined in the usual Stillinger and Weber decomposition<sup>14</sup>. We consider two different kinds of averages: 1) the annealed average, where we first average  $\mathcal{P}(e, T)$  over the disorder, and the configurational entropy per spin is estimated as<sup>5</sup>  $s_c(e) \equiv \log(\overline{\mathcal{P}(e, T)})/N + \beta e$ ; 2) the quenched average, where  $s_c(e) \equiv \log(\mathcal{P}(e, T))/N + \beta e$ . We have determined the normalization constant by superimposing the data to the Bray and Moore<sup>16</sup> analytical result, obtained within the annealed approximation. The quenched average provides the correct determination of the complexity.

The annealed average corresponds to what is known as white average in the calculation of the number of TAP solutions<sup>16</sup>. For the SK model a zero-temperature calculation shows<sup>16</sup> that the white average gives incorrect results below a critical energy  $e_c = -0.672$ , where the quenched average is needed. This can be well appreciated in figure 1. Two results emerge from this figure: 1) the two types of average coincide above the predicted value for  $e_c$ , and clearly differ below; 2) above  $e_c$  the curves are not straight lines, but the slope changes continuously. This effect is absent in the ROM model<sup>14</sup> and is very clear in the SK model: it suggests that a complexity defined in terms of the usual Stillinger and Weber decomposition is not able to give a faithful description of the SK model.

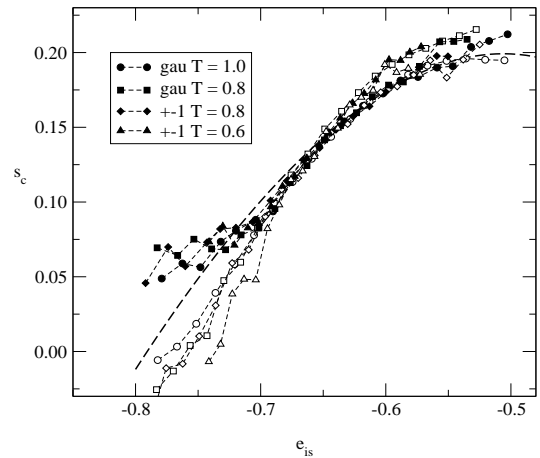


FIG. 1. The complexity as a function of the IS energy for the SK model with  $N = 64$  at temperatures  $T = 1.0, 0.8, 0.6$ , for Gaussian and  $\pm 1$  couplings. The filled symbols are quenched averages, the empty ones correspond to annealed averages. The dashed line is the analytic annealed result<sup>16</sup>.

To show that equations (1-4) form a good decomposition scheme we have estimated the IS free energy from (6), and we have evaluated the complexity using (5). For each sample we have determined the normalization constant as follow: using (4) we can write  $\mathcal{Z}(T) = \int df \exp[-\beta N \Phi(f, T)]$ , with  $\Phi(f, T) = f - T s_c(f, T)$ . The normalization is fixed by requiring  $f_{eq}(T) = \min_f \Phi(f, T)$ . In all cases the correction to  $s_c(f, T)$  obtained from (5) was found very small, giving us further confidence in the quality of our sampling.

In figures 2 and 3 we show the complexity as a function of the free energy for both the SK and the ROM models. Note that the complexity depends strongly on  $T$  in the SK model, while it is nearly  $T$ -independent in the ROM: this behavior of the ROM confirms that the intra-valley entropy is negligible, giving further justification to the results obtained in<sup>14</sup> using the Stillinger-Weber decomposition. In each figure the inset shows the (averaged) shape for the potential  $\Phi(f, T)$  at different sizes and temperatures: the behavior of  $\Phi(f, T)$  as a function of  $f$  distinguishes the behavior of the two representative models. For the SK model  $\Phi(f, T)$  has a minimum  $f^*(T)$  close to

the lower bound of the free energy support. The value of  $f^*(T)$  converges (for  $N$  large) to  $f_{eq}(T)$  corresponding to  $s_c(f^*) = 0$ . The ROM model has the opposite behavior: here a minimum appears at the upper bound of the free energy support very close to the mode-coupling transition temperature  $T_{MCT} = 0.6$ , and moves to lower free energies as the temperature is lowered<sup>17</sup>. The minimum  $f^*$  sticks to  $f_{eq}(T)$  at the Kauzmann or static transition, where  $s_c(f^*) = 0$ . From the inset of figure 3 we estimate  $T_K = 0.26$  in excellent agreement with the theoretical value 0.25.<sup>14</sup> Our data confirm the scenario predicted by the mode-coupling theory and show the usefulness of our approach.

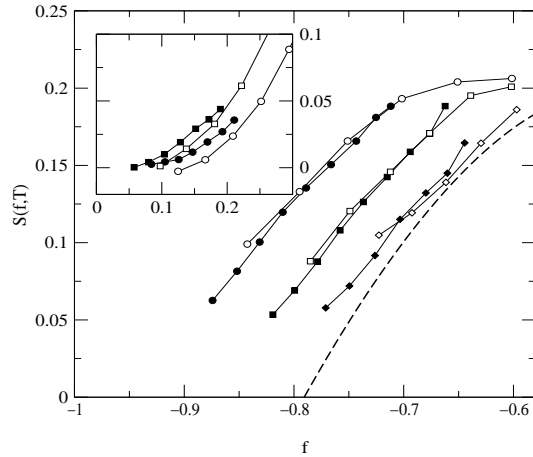


FIG. 2. Complexity for the SK model as function of the free energy for  $T=1.0$  (circles),  $0.8$  (squares),  $0.6$  (diamonds). Empty symbols correspond to  $N = 32$ , filled symbols to  $N = 64$ . The dashed line is the analytic result.<sup>16</sup> In the inset we plot the potential  $\Phi(f, T) - f_{eq}(T)$  as function of  $f - f_{eq}$ .

In summary, we have proposed a new method to compute the configurational entropy as a function of the free energy: the method provides a way to investigate the free energy landscape of glassy systems. It can be used to determine the type of glassy transition (by computing the shape of the potential  $\Phi$ ), the mode coupling temperature and the Kauzmann temperatures. The method is general enough to be applied to other models of structural glasses and will be useful for a better understanding of the free energy landscape of more complicated systems.

**Acknowledgments.** F.R. is supported by the Ministerio de Educación y Ciencia in Spain, project PB97-0971. We acknowledge useful discussions with B. Coluzzi and G. Parisi.

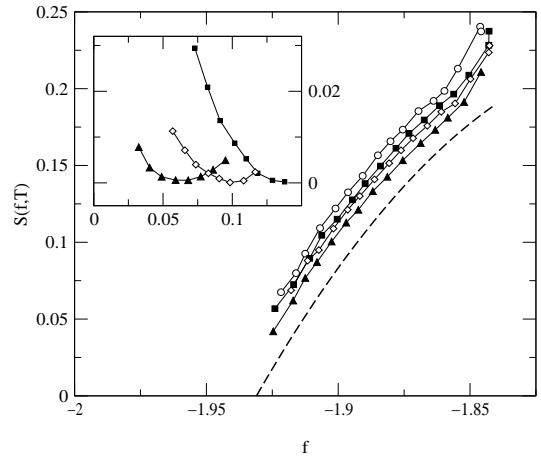


FIG. 3. Same as in figure 2 for the ROM. Here  $T=0.8$  (circles),  $0.7$  (squares),  $0.6$  (diamonds),  $0.5$  (triangles), and  $N = 64$ . The dashed line is the analytic result.<sup>18</sup> Note that there is a difference of factor 4 in the definition of  $T$  and energy.

- <sup>1</sup> See for example *Spin Glass Theory and Beyond*, by M. Mézard, G. Parisi and M. Virasoro (World Scientific, Singapore 1987); *Spin Glasses and Random Fields*, edited by A. P. Young (World Scientific, Singapore 1998); *Complex Behavior in Glassy Systems*, Proceedings of the XIV Sitges Conference, edited by M. Rubí and C. Perez-Vicente (Springer-Verlag, Berlin 1996); C. A. Angell, *Science* **267**, 1924 (1995).
- <sup>2</sup> L. Angelani et al., *Phys. Rev. Lett.* **85**, 5356 (2000); K. Broderix et al., *Phys. Rev. Lett.* **85**, 5360 (2000).
- <sup>3</sup> Th. M. Nieuwenhuizen, *J. Phys. A* **31**, L201 (1998); G. Biroli and J. Kurchan, preprint cond-mat/0005499.
- <sup>4</sup> J. P. Bouchaud, L. F. Cugliandolo, J. Kurchan and M. Mézard, in the first article in<sup>1</sup>.
- <sup>5</sup> A. Crisanti and F. Ritort, preprint cond-mat/0102104.
- <sup>6</sup> G. Parisi, *Phys. Rev. Lett.* **79**, 3660 (1997); J. L. Barrat and W. Kob, *Europhys. Lett.* **46**, 637 (1999).
- <sup>7</sup> F. H. Stillinger and T. A. Weber, *Phys. Rev. A* **25**, 978 (1982); *Science* **225**, 983 (1984).
- <sup>8</sup> F. Sciortino and P. Tartaglia, *Phys. Rev. Lett.* **86**, 107 (2001).
- <sup>9</sup> J. Speedy, *J. Molec. Struct.* **485**, 573 (1999); S. Sastry, *J. Phys. C* **12**, 6515 (2000).
- <sup>10</sup> S. K. Ma, *Statistical Mechanics* (World Scientific, Philadelphia 1985).
- <sup>11</sup> The exact algorithm used to search for different IS is not crucial as soon as the dynamics is a reasonable single spin dynamics: in some pathological cases the partitioning (1) can turn out to be different (see G. Biroli and R. Monasson, *Europhys. Lett.* **50**, 155 (2000)).
- <sup>12</sup> D. Sherrington and S. Kirkpatrick, *Phys. Rev. B* **17**, 4384 (1978).
- <sup>13</sup> E. Marinari, G. Parisi and F. Ritort *J. Phys. A* **27**, 7647 (1994).
- <sup>14</sup> A. Crisanti and F. Ritort, *Europhys. Lett.* **51**, 147 (2000); *Europhys. Lett.* **52**, 640 (2000); *J. Phys. C* **12**, 6413 (2000).
- <sup>15</sup> B. Coluzzi, E. Marinari, G. Parisi and H. Rieger, *J. Phys. A* **33** (2000) 2851.
- <sup>16</sup> A. J. Bray and M. A. Moore, *J. Phys. C* **13**, L469 (1980).
- <sup>17</sup> M. Mezard, *Physica A* **265**, 352 (1999).
- <sup>18</sup> G. Parisi and M. Potters, *J. Phys. A* **28**, 5267 (1995).