

Unusual magnetic susceptibility anisotropy in untwinned $\text{La}_{2-x}\text{Sr}_x\text{CuO}_4$ single crystals in the lightly-doped region

A. N. Lavrov, Yoichi Ando, Seiki Komiya, and I. Tsukada

Central Research Institute of Electric Power Industry, 2-11-1 Iwato-kita, Komae, Tokyo 201-8511, Japan
(October 30, 2018)

We present a study of the magnetic susceptibility χ in carefully detwinned $\text{La}_{2-x}\text{Sr}_x\text{CuO}_4$ single crystals in the lightly-doped region ($x = 0 - 0.03$), which demonstrates a remarkable *in-plane* anisotropy of the spin system. This anisotropy, χ_a/χ_b , is found to persist after the long-range antiferromagnetic (AF) order is destroyed by hole doping, suggesting that doped holes break the AF order into domains in which the spin alignment is kept essentially intact. It turns out that the freezing of the spins taking place at low temperatures is also notably anisotropic, implying that the “spin-glass” feature is governed by the domain structure as well.

74.25.Ha, 75.30.Cr, 74.72.Dn

It is generally believed that the interplay between doped holes and antiferromagnetic (AF) correlations governs the occurrence of high- T_c superconductivity in cuprates. To clarify the mechanism of superconductivity, it is therefore indispensable to thoroughly understand the environment for the hole motion, and thus the magnetic structure of CuO_2 planes and its evolution with doping are of particular importance.

Parent insulating cuprates at high temperatures have been considered to be relatively simple: they are essentially two-dimensional (2D) Heisenberg antiferromagnets [1,2] and a weak interplane interaction gives rise to the three-dimensional (3D) long-range Néel order [1,2]. However, the doped holes significantly complicate the picture by introducing frustrations in the spin system; the origin of the frustration has been discussed in the literature [3–5], but it is not well understood yet. Existing theories for the lightly-doped region [3–5] conjecture that the doped holes are distributed homogeneously and cause spin distortions that spread more than several unit cells in the CuO_2 planes; this picture results in a fluctuating short-range AF order at high temperatures (where the holes move) [4] and some kind of spin-glass (SG) state at low temperatures (where the holes localize) [3,5]. The spin-glass features observed in twinned $\text{La}_{2-x}\text{Sr}_x\text{CuO}_4$ (LSCO) crystals [6,7] have been discussed to support this picture. A salient point of this homogeneous picture is that once doped holes destroy the long-range AF order, the spin system should become essentially *isotropic* in the CuO_2 planes. However, recent neutron diffraction studies of LSCO [8,9] have found a one-dimensional spin modulation throughout the SG doping range [8,9], which casts serious doubt on the isotropic scenario. The observed one-dimensional modulation naturally implies that the hole doping forces the long-range AF order to cross over into a unidirectional spin-density wave (SDW), presumably associated with charge ordering [10,11], and the system can no longer be homogeneous.

In order to clarify the true picture for the evolution of the magnetic order upon hole doping, the magnetic susceptibility χ in lightly-doped LSCO is useful. The orthorhombic structure in LSCO gives rise to the Dzyaloshinskii-Moriya (DM) interaction, and the spins are weakly canted from the direction of the staggered magnetization because of the DM interaction [12–14]. This spin canting causes weak ferromagnetic moments to be associated with the AF correlations in LSCO, and one can use these moments as a probe to trace the evolution of the magnetic order [13].

In this Letter, we present a detailed study of the static magnetic susceptibility in detwinned $\text{La}_{2-x}\text{Sr}_x\text{CuO}_4$ ($x = 0 - 0.03$) single crystals. In all the samples, the susceptibility is found to exhibit unusual anisotropies, particularly within the CuO_2 planes, in the “paramagnetic” state, which is not expected for a 2D Heisenberg antiferromagnet. The data show that the spin alignment remains anisotropic even in the absence of long-range AF order, which indicates that doped holes break the AF order into domains or replace it with a spin-density wave rather than introduce mesoscopically-homogeneous spin distortions. Correspondingly, the low-temperature spin freezing in our untwinned crystals is found to be anisotropic (with anisotropic Curie constant and anisotropic SG temperature T_{SG}), which calls for a fundamental revision of the standard picture for the spin-frozen state in cuprates.

High-quality $\text{La}_{2-x}\text{Sr}_x\text{CuO}_4$ ($x = 0, 0.01, 0.02, \text{ and } 0.03$) single crystals are grown by the traveling-solvent floating-zone (TSFZ) technique. Repeated X-ray analyses are employed to prepare parallelepiped samples (typical weight is ~ 40 mg), where all the faces are adjusted to the orthorhombic crystal planes with an accuracy of 1° . In order to remove excess oxygen, the samples are carefully annealed at $350 - 680^\circ\text{C}$ in a flow of pure helium. For the compositions in this study, LSCO undergoes a transition from high-temperature tetragonal

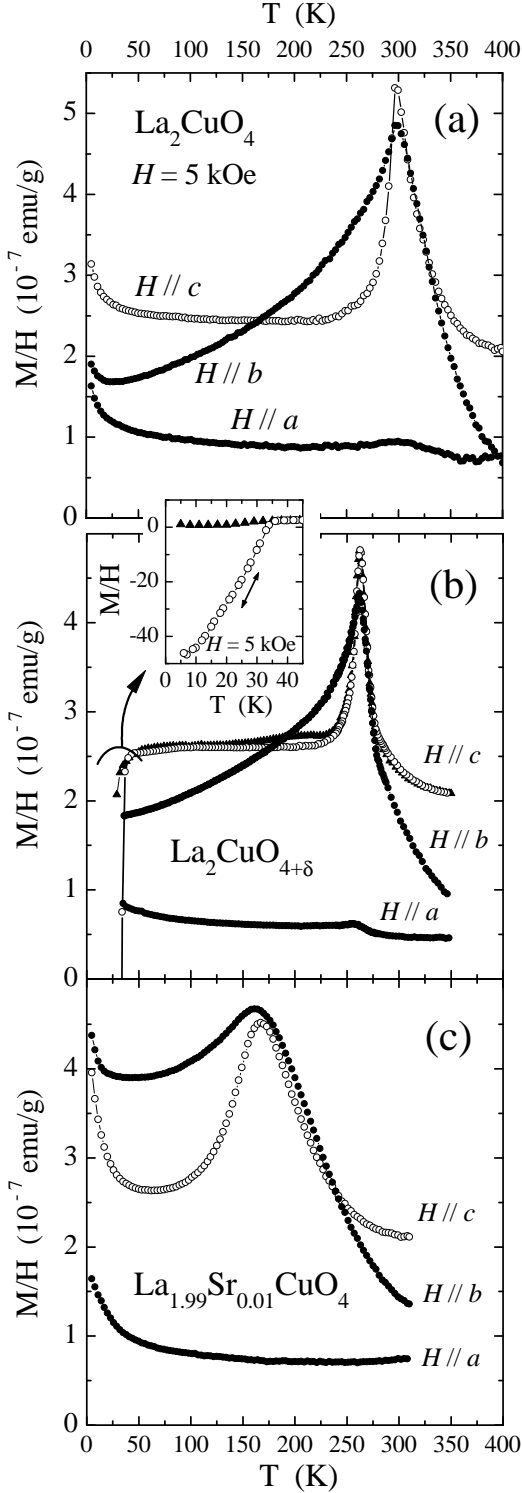


FIG. 1. Magnetic susceptibility of untwinned single crystals of (a) La_2CuO_4 , (b) $\text{La}_2\text{CuO}_{4+\delta}$, and (c) $\text{La}_{1.99}\text{Sr}_{0.01}\text{CuO}_4$, measured in $H=5$ kOe applied along one of the crystal axes. In panel (b), different symbols for $H \parallel c$ correspond to data taken on heating after quick (solid triangles) and slow (open circles) cooling from 300 to 5 K; Inset illustrates the impact of cooling conditions on the occurrence of superconductivity.

to low-temperature orthorhombic phase at 200 – 250°C [2]; this transformation usually results in heavy twinning that makes the a and b orthorhombic axes to be macroscopically indistinguishable (we use the notation where the c axis is perpendicular to CuO_2 planes). To obtain untwinned crystals, we slowly cool the samples under a uniaxial pressure of 15 – 30 MPa from 270°C. According to X-ray measurements, the resulting fractions of misoriented domains (which characterize the quality of detwinning) are $\leq 1\%$ in the $x = 0.01$ sample, $\sim 2.5\%$ in the $x = 0.03$ sample, and 5 – 10% in the rest, depending presumably on the crystal defect structure. It is found that the magnetic susceptibility is also an excellent tool for checking the detwinning ratio; while the X-ray probes only the surface, the in-plane susceptibility anisotropy χ_a/χ_b gives a good measure of the detwinning in the bulk, and the fraction of misoriented domains in our samples estimated this way is below 5%. Magnetization measurements are carried out using a Quantum Design SQUID magnetometer at fields from 0.2 to 5 kOe applied along one of the orthorhombic crystal axes.

Figure 1(a) shows the anisotropic susceptibility of undoped La_2CuO_4 , where $\chi_b(T)$ and $\chi_c(T)$ demonstrate pronounced peaks at the Néel temperature $T_N \approx 300$ K while χ_a remains virtually unchanged through T_N (a weak hump in $\chi_a(T)$ is caused presumably by some admixture of χ_b). The χ_c data agree well with previous studies [12–14], where the peak in $\chi_c(T)$ has been explained [12,13] to originate from the canted moments due to the DM interaction. Note that the DM interaction confines the canted moments in the bc plane [12–14]. The contribution of the canted moments to χ_c grows together with the AF correlation length ξ_{AF} , and it decreases abruptly when the canted moments order antiferromagnetically along the c direction below T_N . Note that the data in Fig. 1(a) are consistent with the previous assertion that the spin easy axis is b and the canted moments are along c .

The behavior of χ_a and χ_b in Fig. 1(a), however, differs significantly from what is expected for the suggested spin Hamiltonian [12–14] which includes the isotropic Heisenberg term and the DM term. The following unexpected features are noted: (i) Although χ_b represents the transverse susceptibility of the canted moments, it shows a marked decrease below T_N instead of being T -independent. (ii) $\chi_b(T)$ and $\chi_c(T)$ deviate from each other above ~ 330 K, indicating that b and c are nonequivalent even in the “paramagnetic” state. (iii) Upon transition from the 2D Heisenberg to the 3D Néel state, the susceptibility should increase (decrease) when it is measured transverse to (along) the spin easy axis [15]; therefore, a clear feature should be observed in $\chi_a(T)$ at T_N . The absence of any notable anomaly in $\chi_a(T)$ across T_N means that the spin directions are kept confined in the bc plane above T_N . The features (ii) and (iii) reveal that the suppression of the long-range Néel order in undoped

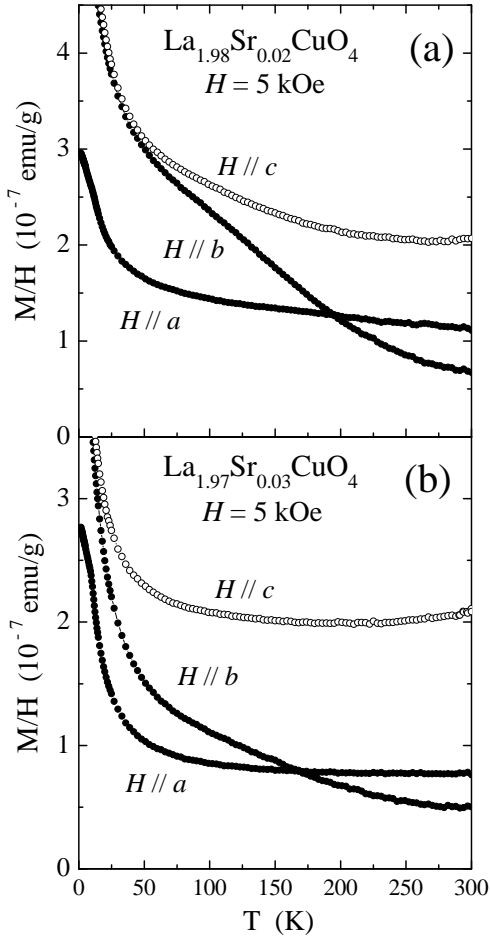


FIG. 2. Magnetic susceptibility of $\text{La}_{2-x}\text{Sr}_x\text{CuO}_4$ with (a) $x=0.02$ and (b) $x=0.03$.

LSCO does not make the spin system isotropic.

A common concern in studying lightly-doped LSCO is the oxygen non-stoichiometry [6,14]; to find out how it can affect the susceptibility behavior, we have repeated measurements of the La_2CuO_4 sample after adding some excess oxygen $\delta \leq 0.01$ [Fig. 1(b)]. The excess oxygen actually introduces new features associated with the phase separation into macroscopic oxygen-rich and oxygen-free regions [16]; when cooled slowly, the $\text{La}_2\text{CuO}_{4+\delta}$ sample exhibits superconductivity with $T_c \sim 35$ K [inset of Fig. 1(b)], which comes from the oxygen-rich region. The change of $\chi(T)$ around T_N looks more complicated, and a decrease in T_N is accompanied by a sharpening of the peak in $\chi(T)$; however, this sharpening is understood to be an artifact [17] of the phase separation taking place at ~ 270 K. Hence, the features that may be brought about by the oxygen non-stoichiometry can be identified, and we can conclude that none of the susceptibility peculiarities appearing in Fig. 1(a) is associated with excess oxygen.

Figure 1(c) shows the data for $x=0.01$, where only 1% of hole doping notably suppresses T_N and broadens the corresponding peaks in $\chi(T)$. Still, similarly to the un-

doped sample, $\chi_b(T)$ and $\chi_c(T)$ deviate from each other at ~ 50 K above T_N , and $\chi_a(T)$ stays flat through T_N (this sample is $\approx 100\%$ detwinned). Apparently, there is no sign that an isotropic spin state is recovered above T_N .

The unusual anisotropy is not confined in the AF region of doping, but is found to persist to higher doping (Fig. 2); this is especially surprising in view of the common idea that the CuO_2 planes become nearly isotropic once the hole doping destroys the long-range AF order [1–6]. In both the $x=0.02$ and 0.03 samples, $\chi_b(T)$ and $\chi_c(T)$ behave essentially the same way as in the antiferromagnetic samples ($x=0$ and 0.01) as if $T_N=0$, which strongly suggest that the T -dependence of χ_b and χ_c has the same origin as that in pure La_2CuO_4 . This means that $\chi_b(T)$ and $\chi_c(T)$ are still governed by the canted moments at $x=0.02$ and 0.03 and reflect the growth of ξ_{AF} . It is useful to note that the DM interaction, in which the b and c axes are equivalent, alone cannot account for the observed anisotropy between χ_b and χ_c at high temperatures.

Another evidence for the spin alignment to remain anisotropic in samples without the Néel order is that χ_b becomes *smaller* than χ_a [Figs. 2(a) and 2(b)] at high temperatures. Again, the DM term alone cannot account for the observed crossing of $\chi_a(T)$ and $\chi_b(T)$ within the picture of 2D Heisenberg antiferromagnets, because the contribution of the canted moments (which is confined in the bc plane) results in $\chi_b > \chi_a$. While a T -independent shift of $(1-1.5) \times 10^{-7}$ emu/g between χ_c and χ_a may be associated with the anisotropic Van Vleck contribution [6], the small ($\sim 3^\circ$) tilt of the oxygen octahedra in the bc plane of LSCO [1] cannot generate a comparable ($\sim 0.4 \times 10^{-7}$ emu/g) difference between χ_a and χ_b . On the other hand, this difference can be readily understood if we assume that the spin alignment at this doping is still governed by the easy spin b -axis and hard a -axis; in this case, χ_a (χ_b) reflects the transverse (longitudinal) AF susceptibility similar to that of a conventional antiferromagnet and thus $\chi_a > \chi_b$ is naturally expected. It is worth noting that χ_a at moderate temperatures is essentially independent of both temperature and doping (the absolute magnitude of χ_a is always around 1×10^{-7} emu/g at moderate temperatures); this is naturally expected if χ_a reflects the transverse spin susceptibility of the AF state regardless of doping.

Given the unusual anisotropy of χ at high temperatures, it is intriguing to see what happens at low temperatures in the “SG” state, which actually turns out not to be the canonical isotropic SG state conjectured from studies of twinned crystals [6]. Let us first discuss the origin of the moments that are responsible for the susceptibility upturn at low temperatures (and hence for the SG behavior). One can immediately see from Fig. 2 that the low-temperature susceptibility is notably anisotropic. The anisotropy between a and bc apparently comes from

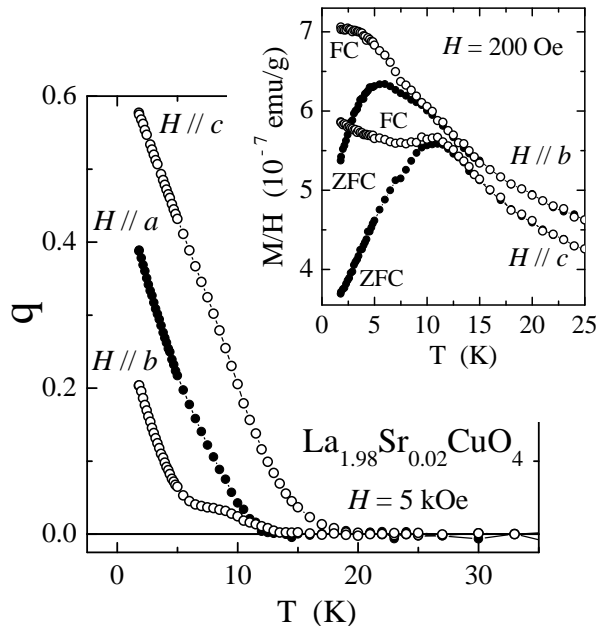


FIG. 3. Anisotropic spin freezing in LSCO with $x=0.02$; q is the “spin-glass” order parameter defined by $\chi(T) = \chi_0 + (1 - q)C/(T + \Theta)$ [6]. Inset: Low-temperature magnetization taken on heating after zero-field cooling (\bullet) and cooling at $H = 200$ Oe (\circ). Note the difference in the peak temperature between b and c .

the canted moments, which add extra moments to χ_b and χ_c , and therefore a simple Curie-Weiss analysis is applicable only to $\chi_a(T)$; for $x = 0.03$, we can estimate that only $\sim 0.22\%$ of the total Cu spins participate in the Curie-Weiss susceptibility. The origin of this Curie term in χ_a is expected to give a clue to understanding the unusual magnetic state. One can see that this Curie term persists even in the Néel state [see Fig. 1(c)], where there should be no free moments along the a -axis, and it increases systematically with doping (which speaks against the magnetic-impurity origin). The spin texture [5] is not likely to be the origin of the Curie term, because spins in the AF domains appear to be always aligned transverse to the a -axis. On the other hand, if some spins are not engaged in the AF order, they may produce the Curie term in χ_a ; for example, the spins located at the frustrated borders between AF domains may actually behave as free spins. In this case, χ_b and χ_c contain contributions from both the free spins (on the boundary) and the canted moments (in the AF domains), and thus should be larger than χ_a .

Whatever the origin of the magnetic moments contributing to the low-temperature susceptibility is, they all freeze upon cooling below some temperature T_{SG} , as is manifested in the steep decrease of χ measured after zero-field cooling (inset of Fig. 3). However, the freezing phenomenon turns out to be much more complicated than was considered before [6]. As can be seen in Fig. 3,

the SG order parameter q (defined in the caption) starts to grow from different temperatures for all three directions, indicating T_{SG} is anisotropic; also, the position of the peak in $\chi(T)$ clearly depends on the field direction. Note that the anisotropy is not restricted to the difference between $\parallel c$ and $\perp c$ directions, but is well pronounced within the plane as well. We note that this anisotropic freezing is essentially reproduced in the $x=0.03$ sample and thus is robust against the change in doping.

We can list two possibilities that cause the unexpected susceptibility anisotropy observed in the SG regime of the phase diagram. One is a strong Ising-like spin anisotropy which aligns spins along the b -axis at temperatures much above T_N . When this Ising-like anisotropy is combined with a large ξ_{AF} , there will be a domain structure with the AF domains separated by the antiphase boundaries. Another possibility is a new magnetic order, such as a unidirectional SDW state [8–10], which may emerge upon suppression of the Néel state. Both the domain structure and SDW bear a lot of similarities and can readily account for the in-plane magnetic anisotropy. While more studies are certainly necessary to arrive at a conclusive picture, the magnetic state in lightly-doped cuprates appear to be significantly different from a simple 2D Heisenberg antiferromagnet.

-
- [1] M. A. Kastner, R. J. Birgeneau, G. Shirane, and Y. Endoh, *Rev. Mod. Phys.* **70**, 897 (1998).
 - [2] B. Keimer *et al.*, *Phys. Rev. B* **46**, 14034 (1992).
 - [3] A. Aharony, R. J. Birgeneau, A. Coniglio, M. A. Kastner, and H. E. Stanley, *Phys. Rev. Lett.* **60**, 1330 (1988).
 - [4] C. Timm, and K. H. Bennemann, *Phys. Rev. Lett.* **84**, 4994 (2000).
 - [5] R. J. Gooding, N. M. Salem, R. J. Birgeneau, and F. C. Chou, *Phys. Rev. B* **55**, 6360 (1997).
 - [6] F. C. Chou, N. R. Belk, M. A. Kastner, R. J. Birgeneau, and A. Aharony, *Phys. Rev. Lett.* **75**, 2204 (1995); S. Wakimoto, S. Ueki, Y. Endoh, and K. Yamada, *Phys. Rev. B* **62**, 3547 (2000).
 - [7] Ch. Niedermayer *et al.*, *Phys. Rev. Lett.* **80**, 3843 (1998).
 - [8] S. Wakimoto *et al.*, *Phys. Rev. B* **61**, 3699 (2000).
 - [9] M. Matsuda *et al.*, *Phys. Rev. B* **62**, 9148 (2000).
 - [10] J. M. Tranquada, B. J. Sternlieb, J. D. Axe, Y. Nakamura, and S. Uchida, *Nature* **375**, 561 (1995).
 - [11] Y. Ando, A. N. Lavrov, and K. Segawa, *Phys. Rev. Lett.* **83**, 2813 (1999).
 - [12] T. Thio *et al.*, *Phys. Rev. B* **38**, 905 (1988).
 - [13] T. Thio and A. Aharony, *Phys. Rev. Lett.* **73**, 894 (1994).
 - [14] K. Uchinokura, T. Ino, I. Terasaki, and I. Tsukada, *Physica B* **205**, 234 (1995).
 - [15] E. Manousakis, *Rev. Mod. Phys.* **63**, 1 (1991).
 - [16] F. C. Chou and D. C. Johnston, *Phys. Rev. B* **54**, 572 (1996).
 - [17] The homogeneous (phase-separated) state has its own T_N of 240 K (300 K), which can be estimated by fitting $\chi_c(T)$. Thus, T_N becomes effectively T dependent and increases upon cooling, which can explain the observed sharpening of the peak in $\chi(T)$.