

# High current-carrying capability in c-axis-oriented superconducting MgB<sub>2</sub> thin films

Hyeong-Jin Kim, W. N. Kang\*, Eun-Mi Choi, Mun-Seog Kim, Kijoon H.P. Kim, and Sung-Ik Lee  
*National Creative Research Initiative Center for Superconductivity  
 and Department of Physics, Pohang University of Science and Technology,  
 Pohang 790-784, Republic of Korea*

In high-quality c-axis-oriented MgB<sub>2</sub> thin films, we observed high critical current densities ( $J_c$ ) of  $\sim 16$  MA/cm<sup>2</sup> at 15 K under self fields comparable to, and exceeding, those of cuprate high-temperature superconductors. The extrapolated value of  $J_c$  at 5 K was  $\sim 40$  MA/cm<sup>2</sup>, which is the highest value recorded for MgB<sub>2</sub> compounds. At a magnetic field of 5 T, a  $J_c$  of  $\sim 0.1$  MA/cm<sup>2</sup> was detected at 15 K, suggesting that this compound would be a very promising candidate for practical applications at high temperature and lower power consumption. The vortex-glass transition is considered to be a possible explanation for the observed high current carrying capability.

The recent discovery of the binary metallic MgB<sub>2</sub> superconductor [1] with a remarkably high transition temperature  $T_c = 39$  K has attracted great both interest in basic scientific [2–6] and practical applications [7–14]. This new compound is expected to be useful for superconducting magnets and microelectronic devices at low cost because its transition temperature is 2 – 4 times higher than those of conventional metallic superconductors such as Nb<sub>3</sub>Sn and Nb-Ti alloy. The strongly linked nature of the intergrains [7] with a high charge carrier density [6] in this material is a further indication of its possible use in technological applications. Recently, an upper critical field ( $H_{c2}$ ) of 29 ~ 39 T [8,9], which was much higher than previously reported, was observed, suggesting that MgB<sub>2</sub> should be of considerable use for practical application in superconducting solenoids using mechanical cryocoolers, such as closed-cycle refrigerators. In addition to the higher  $T_c$  and  $H_{c2}$  in MgB<sub>2</sub>, the magnitude of the critical current density ( $J_c$ ) is a very important factor for practical applications. For example, if a superconducting wire carries a high electric power, the size of the cryogenic system can be reduced considerably so that the system can operate with lower power consumption. Indeed, the successful fabrication of Fe-clad MgB<sub>2</sub> tape has been reported [10]. This tape showed a  $J_c$  of  $1.6 \times 10^4$  A/cm<sup>2</sup> at 29.5 K under 1 T, which is encouraging for practical application of MgB<sub>2</sub>.

In order to explain the nature of the vortex state in strong magnetic field for cuprate high- $T_c$  superconductors (HTS), Fisher *et al* [15] proposed the theory of vortex-glass superconductivity by considering both the pinning and the collective effects of vortex lines. According to this theory, a diverging coherence length ( $\xi$ ) near the vortex-glass transition ( $T_g$ ) can be described by  $\xi \sim |T - T_g|^{-\nu}$  and a coherence time scale  $\xi^z$ , where  $\nu$  is a static exponent and  $z$  is a dynamic exponent; thus,  $I-V$  curves can be expressed by a universal scaling function. For HTS, experimental evidence of a vortex glass phase has been reported [16]. Moreover, a vortex-glass transition was observed in an untwinned single crystal

of YBa<sub>2</sub>Cu<sub>3</sub>O<sub>7</sub> after inducing a sufficiently high density of pinning centers, suggesting that a vortex-glass phase may be one origin of the high  $J_c$  [17].

In this Letter, we report a high current-carrying capability in high-quality MgB<sub>2</sub> thin films, which was confirmed by direct current-voltage ( $I-V$ ) measurements for various magnetic fields and temperatures. Moreover, the vortex glass phase will be discussed as a possible origin of the high  $J_c$  in MgB<sub>2</sub> thin films.

The MgB<sub>2</sub> thin films were fabricated using a two-step method; the detailed process is described elsewhere [11]. Briefly, an amorphous B thin film was deposited on a (1  $\bar{1}$  0 2) Al<sub>2</sub>O<sub>3</sub> substrate at room temperature by using pulsed laser deposition. The precursor thin film was put into a Nb tube together with high purity Mg metal (99.9%) and was sealed in an Ar atmosphere. The heat treatment was carried out at 900 °C for 10 – 30 minutes in an evacuated quartz tube. The film thickness was 0.4  $\mu$ m, which was confirmed by scanning electron microscopy. X-ray diffraction indicated that the MgB<sub>2</sub> thin film had a highly c-axis-oriented crystal structure normal to the substrate surface; no impurity phase was observed. In order to measure the  $I-V$  characteristics, we used standard photolithography, and then chemical etching in a dilute acid solution, HNO<sub>3</sub> (50%) and pure water (50%), to pattern the thin films into microbridge shapes (Fig.1) with strip dimensions of 1 mm long by 65  $\mu$ m wide. To obtain good ohmic contacts ( $< 1 \Omega$ ), we coated the contact pad with Au film after using Ar ion-beam milling to clean the film surface. This patterning process didn't reduce the superconducting properties of the MgB<sub>2</sub> thin films.

Figure 1 shows the typical temperature dependence of the resistivity of MgB<sub>2</sub> thin films measured after patterning into a microbridge shape. An onset transition temperature of 39 K with a very sharp transition of  $\sim 0.2$  K, determined from the 90%-to-10% drop off of the normal-state resistivity, was observed. The observed room-temperature (300 K) resistivity of 11.9  $\mu\Omega$  cm for the thin film was similar to that in a polycrystalline MgB<sub>2</sub>

wire [12], and a residual resistivity ratio (RRR) of 2.3, which is much smaller than the value observed in the MgB<sub>2</sub> wire, was observed. This large difference between the RRR values depends on the synthesis method, and its cause is still under debate [6,14]. A very small (less than 0.5%) magnetoresistance was observed at 5 T and 40 K.

We used a superconducting quantum interference device magnetometer (SQUID, Quantum Design) to measure the magnetization ( $M-H$ ) hysteresis loops of MgB<sub>2</sub> thin films in the field range of  $-5 \text{ T} \leq H \leq 5 \text{ T}$  with the field parallel to the  $c$ -axis. Figure 2 shows the  $M-H$  curves at temperatures of 5, 15, and 35 K. The magnetization at low field decreases below  $T = 10 \text{ K}$  with decreasing temperature (lower panel of Fig. 2), indicating a dendritic penetration of vortices. This is explained by a thermomagnetic instability in the flux dynamics [18]. Therefore, we may not apply the Bean critical state model in this temperature region.

Figure 3 shows  $J_c$ , estimated from the  $M-H$  loops (open symbols) and measured directly by using a transport method (solid symbols), as a function of temperatures for various magnetic fields. The transport  $J_c$  was determined by using a voltage criterion of  $1 \mu\text{V}/\text{mm}$ . We calculated the values of  $J_c$  from the  $M-H$  curves, by using the Bean critical state model ( $J_c = 30\Delta M/r$ ), where  $\Delta M$  is the height of  $M-H$  loops. Here, we used  $r = 1.784 \text{ mm}$ , which is the radius corresponding to the total area of the sample size, and was calculated from  $\pi r^2 = 4 \times 2.5 \text{ mm}^2$ . With this sample size, the  $J_c$  curves obtained from the  $M-H$  loops and the  $I-V$  measurements coincided, indicating the strongly linked nature of the intergrains on the thin film; this behavior is different from that of the HTS [19]. Under a self field, the  $J_c$  was  $\sim 16 \text{ MA}/\text{cm}^2$  at 15 K and then slightly decreased to  $\sim 12 \text{ MA}/\text{cm}^2$  at 5 K. As mentioned before, since the critical state model cannot be applied to the temperature region below 15 K, the transport  $J_c$  at 5 K is probably higher. In  $I-V$  measurements using polycrystalline thin film, a monotonic increase of the critical current density with decreasing temperature was observed at low temperature [20]. The extrapolated value of  $J_c$  at 5 K was estimated to be  $40 \text{ MA}/\text{cm}^2$ . This value is the highest recorded for a MgB<sub>2</sub> superconductor, is comparable to that of YBa<sub>2</sub>Cu<sub>3</sub>O<sub>7</sub> thin film [21], and even exceeds the values for other HTS, such as Hg- and Bi-based superconductors [22,23]. The high  $J_c$  of  $\sim 0.1 \text{ MA}/\text{cm}^2$  at 37 K under a self field suggests that MgB<sub>2</sub> thin films have very high potential for low-cost applications in electronic devices operating at high temperature, such as microwave devices and portable SQUIDS sensors, by using miniature refrigerators. At  $H = 5 \text{ T}$ , the current-carrying capability of  $0.1 \text{ MA}/\text{cm}^2$  at 15 K may be of considerable importance for practical applications in superconducting solenoids using mechanical cryocoolers with low power consumption, if we can fabricate

high-quality MgB<sub>2</sub> thick films or tapes.

In order to investigate the vortex-phase diagram of MgB<sub>2</sub> thin films, we measured the  $I-V$  characteristics for various magnetic fields, as shown in Fig. 4. The  $I-V$  curves in the upper inset of Fig. 4 are very similar to those features of YBa<sub>2</sub>Cu<sub>3</sub>O<sub>7</sub> superconductor [16] around the vortex-glass transition temperature  $T_g$ . According to the vortex-glass theory [15],  $I-V$  curves show positive curvature for  $T > T_g$ , negative curvature for  $T < T_g$ , and a power-law behavior at  $T_g$ , which is in good agreement with our results with  $T_g = 26.15 \text{ K}$  at  $H = 3 \text{ T}$ . Furthermore, near  $T_g$ , these  $I-V$  curves can be described by a universal scaling function with two common variables,  $V_{sc} = V/I|T-T_g|^{\nu(z-1)}$  and  $I_{sc} = I/T|T-T_g|^{2\nu}$ . All the  $I-V$  curves collapse onto a scaling function with a static exponent of  $\nu = 1.0$  and a dynamic exponent of  $z = 4.5$ . These values for the exponents are in good agreement with the theoretical predictions for a three-dimensional (3D) system. This scaling behavior is also followed by the  $I-V$  curves measured at other fields from 1 to 5 T. The bottom inset of Fig. 4 shows the phase diagram in the  $H-T$  plane. The upper critical fields,  $H_{c2}(T)$ , were estimated from the  $R-T$  curves when the resistivity drops to 90% of the normal-state resistivity. For a comparison with other superconductors, the plot uses a reduced temperature ( $T/T_c$ ) rather than real temperature. We find that the vortex-glass region of MgB<sub>2</sub> is wide, implying that the pinning force is very strong at low temperature. We suggest that the high current-carrying capability of the MgB<sub>2</sub> superconductor probably originates from a 3D vortex-glass phase with strong pinning disorder, and from a higher density of charge carriers [6]. Indeed, the vortex-glass phase of untwinned YBCO single crystals was observed only for high disordered samples after proton irradiation whereas a vortex-lattice melting transition was observed in pristine samples [17].

In summary, we have measured  $J_c$  in MgB<sub>2</sub> thin films by using both the transport properties and the  $M-H$  hysteresis curves. We find that these two sets of data collapse quite well into one curve over the entire temperature region, indicating that the Bean critical state model is appropriate for this material. We observed a high  $J_c$  of  $\sim 40 \text{ MA}/\text{cm}^2$  at 5 K under zero field, which is comparable to the values for YBa<sub>2</sub>Cu<sub>3</sub>O<sub>7</sub>. At a magnetic field of 5 T, a critical current density of  $\sim 0.1 \text{ MA}/\text{cm}^2$  was detected at 15 K, suggesting that this compound is a very promising candidate for practical applications at high temperature, such as liquid-He-free superconducting magnet systems and superconducting electronic devices, and using mechanical or miniature cryocoolers with lower power consumption. We suggest a 3D vortex-glass phase as a possible origin for the high current-carrying capability of MgB<sub>2</sub>.

## ACKNOWLEDGMENTS

This work is supported by the Creative Research Initiatives of the Korean Ministry of Science and Technology.

- 
- \* E-mail address: wnkgang@postech.ac.kr
- [1] J. Nagamatsu *et al.*, Nature **410**, 63 (2001).
  - [2] S. L. Bud'ko *et al.*, Phys. Rev. Lett. **86**, 1877 (2001).
  - [3] D. K. Finnemore *et al.*, Phys. Rev. Lett. **86**, 2420 (2001).
  - [4] G. Karapetrov, M. Iavarone, W. K. Kwok, G. W. Crabtree, and D. G. Hinks, Phys. Rev. Lett. **86**, 4374 (2001).
  - [5] J. M. An and W. E. Pickett, Phys. Rev. Lett. **86**, 4366 (2001).
  - [6] W. N. Kang, Hyeong-Jin Kim, Eun-Mi Choi, Kijoon H. P. Kim, and Sung-Ik Lee, cond-mat/0105024 (2001).
  - [7] D. C. Labalestier *et al.*, Nature **410**, 186 (2001).
  - [8] M. H. Jung *et al.*, Science, Submitted (2001).
  - [9] S. Paitnaik *et al.*, cond-mat/0104562 (2001).
  - [10] S. Soltanian *et al.*, cond-mat/0105152 (2001).
  - [11] W. N. Kang, Hyeong-Jin Kim, Eun-Mi Choi, C. U. Jung, and Sung-Ik Lee, Science 12 April 2001 (10.1126/science.1060822).
  - [12] P. C. Canfield *et al.*, Phys. Rev. Lett. **86**, 2423 (2001).
  - [13] Y. Bugoslavsky *et al.*, Nature **410**, 563 (2001).
  - [14] C. B. Eom *et al.*, cond-mat/0103425 (2001).
  - [15] M. P. A. Fisher, Phys. Rev. Lett. **62**, 1415 (1989); D. S. Fisher, M. P. A. Fisher, and D. A. Huse, Phys. Rev. B **43**, 130 (1991).
  - [16] R. H. Koch *et al.*, Phys. Rev. Lett. **63**, 1511 (1989); N.-C. Yeh *et al.*, Phys. Rev. B **45**, 5654 (1992); H. Wen *et al.*, Phys. Rev. Lett. **80**, 3859 (1998); and references therein.
  - [17] A. M. Petrean *et al.*, Phys. Rev. Lett. **84**, 5852 (2000).
  - [18] T. H. Johansen *et al.*, cond-mat/0104113 (2001).
  - [19] L. Krusin-Elbaum, C. C. Tsuei, and A. Gupta, Nature **373**, 676 (1995), and references therein.
  - [20] S. H. Moon *et al.*, cond-mat/0104230 (2001).
  - [21] R. Roas, L. Schultz, and G. Saemann-Ischenko, Phys. Rev. Lett. **64**, 479 (1990).
  - [22] W. N. Kang, R. L. Meng and C. W. Chu, Appl. Phys. Lett. **73**, 381 (1998).
  - [23] H. Yamasaki *et al.*, Phys. Rev. Lett. **70**, 3331 (1993).

FIG. 1. Resistivity vs. temperature for an MgB<sub>2</sub> thin film grown on an Al<sub>2</sub>O<sub>3</sub> substrate by using pulsed laser deposition with post annealing. The inset shows the narrow bar pattern, 65  $\mu\text{m} \times 1 \text{ mm}$ , of the MgB<sub>2</sub> thin film.

FIG. 2. Upper part shows the  $M - H$  hysteresis loop at 5 K (solid circles), 15 K (open circles), and 35 K (triangles). The lower is a magnified view of the low-field region at 5 and 15 K.

FIG. 3. Temperature dependence of the critical current density of MgB<sub>2</sub> thin films for  $H = 0 - 5 \text{ T}$  extracted from the  $M - H$  (open symbols) and the  $I - V$  (solid symbols) curves.  $J_c = 0.1 \text{ MA/cm}^2$  is a common benchmark for practical applications.

FIG. 4. Vortex-glass scaling behavior. When two variables,  $V_{sc} = V/I|T - T_g|^{\nu(z-1)}$  and  $I_{sc} = I/T|T - T_g|^{2\nu}$ , are used, the  $I - V$  curves collapse into a scaling function near the vortex-glass phase transition temperature. The upper inset shows the  $I - V$  characteristics for  $T = 24.8 - 28 \text{ K}$  in 0.2 K steps under a field of  $H = 3 \text{ T}$ . The lower inset shows the phase diagram based on a vortex-glass (VG) to vortex-liquid (VL) transition.

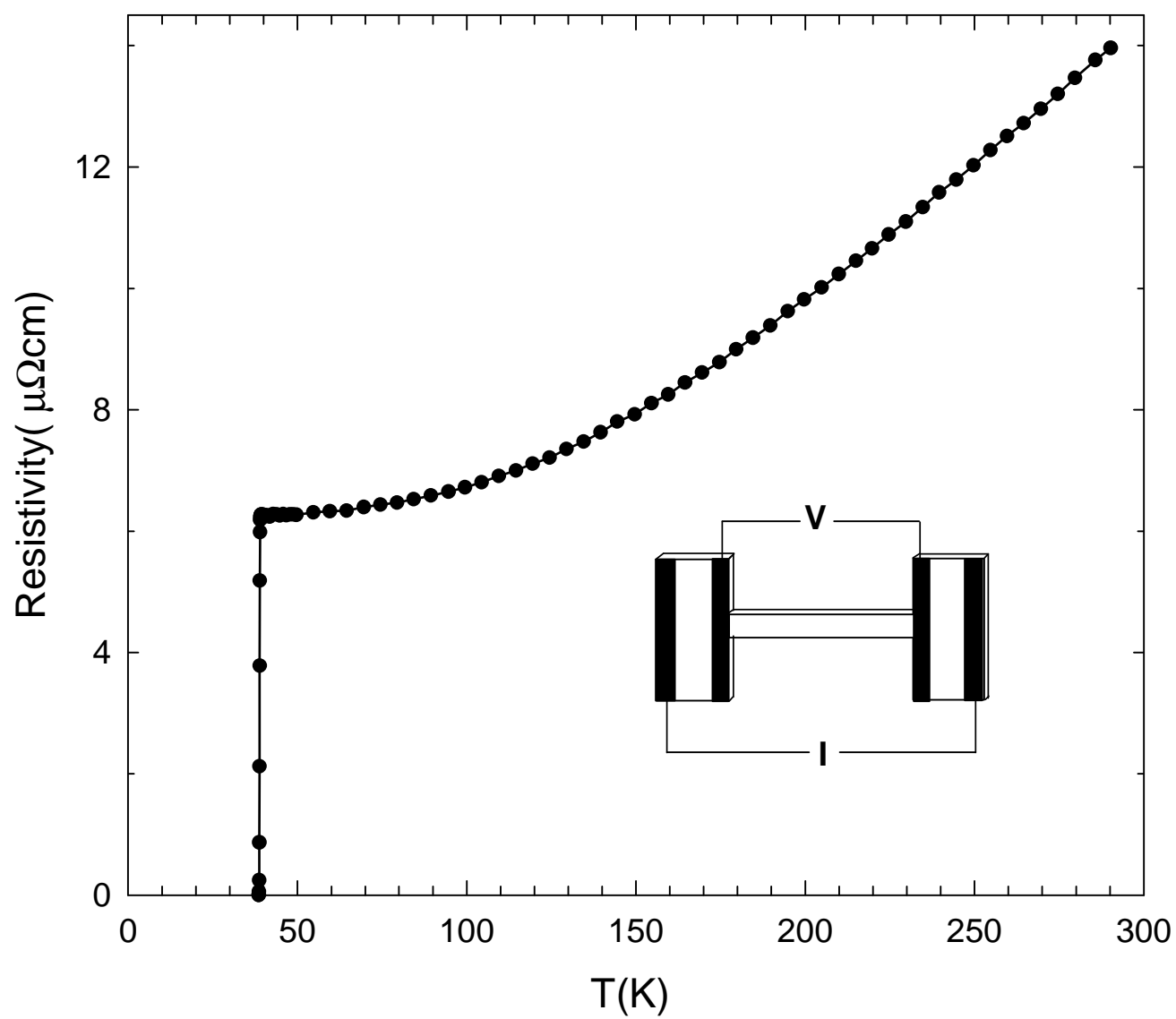


Fig.1.Hyeong-JinKim *etal*

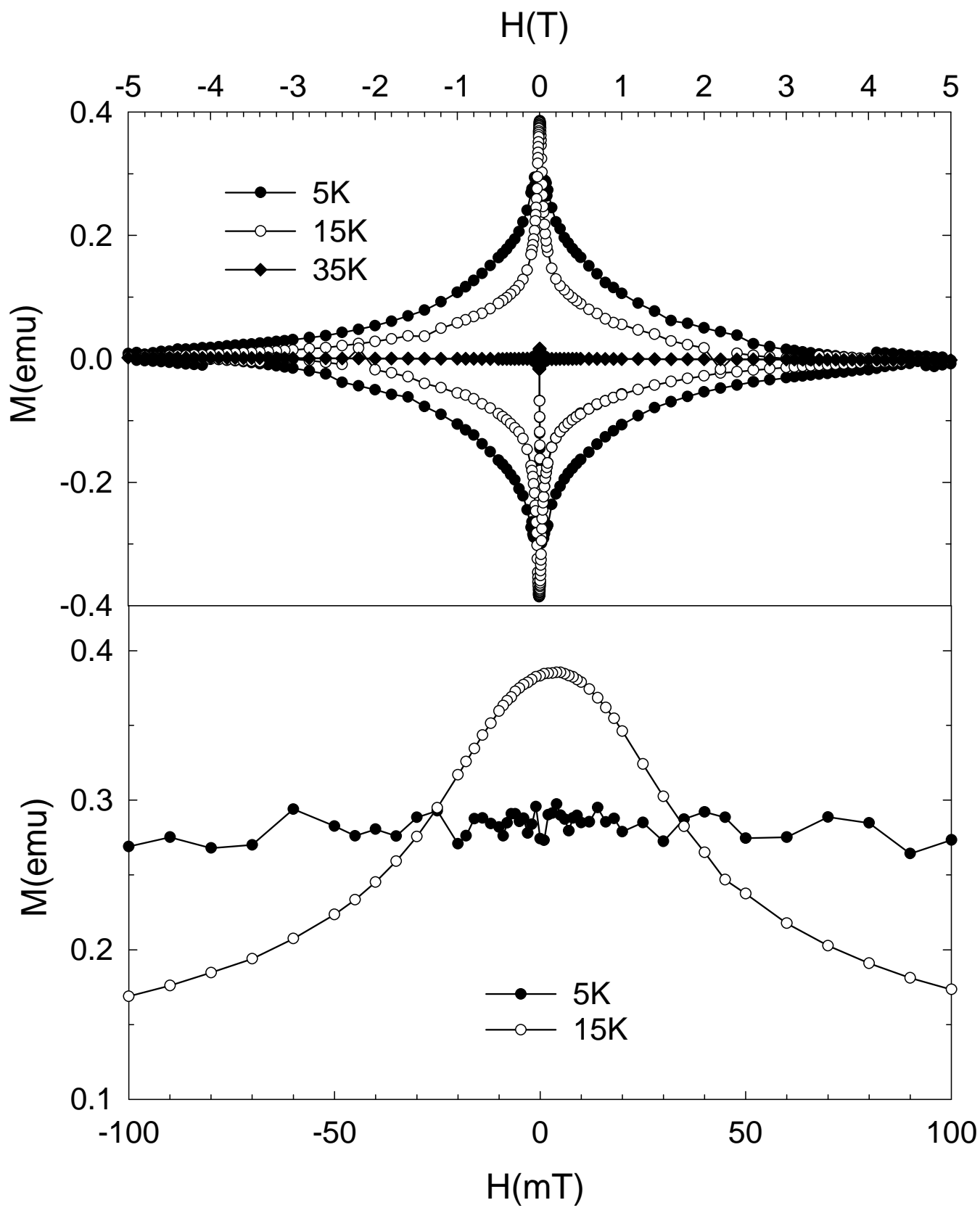


Fig.2 Hyeong-Jin Kim *et al*

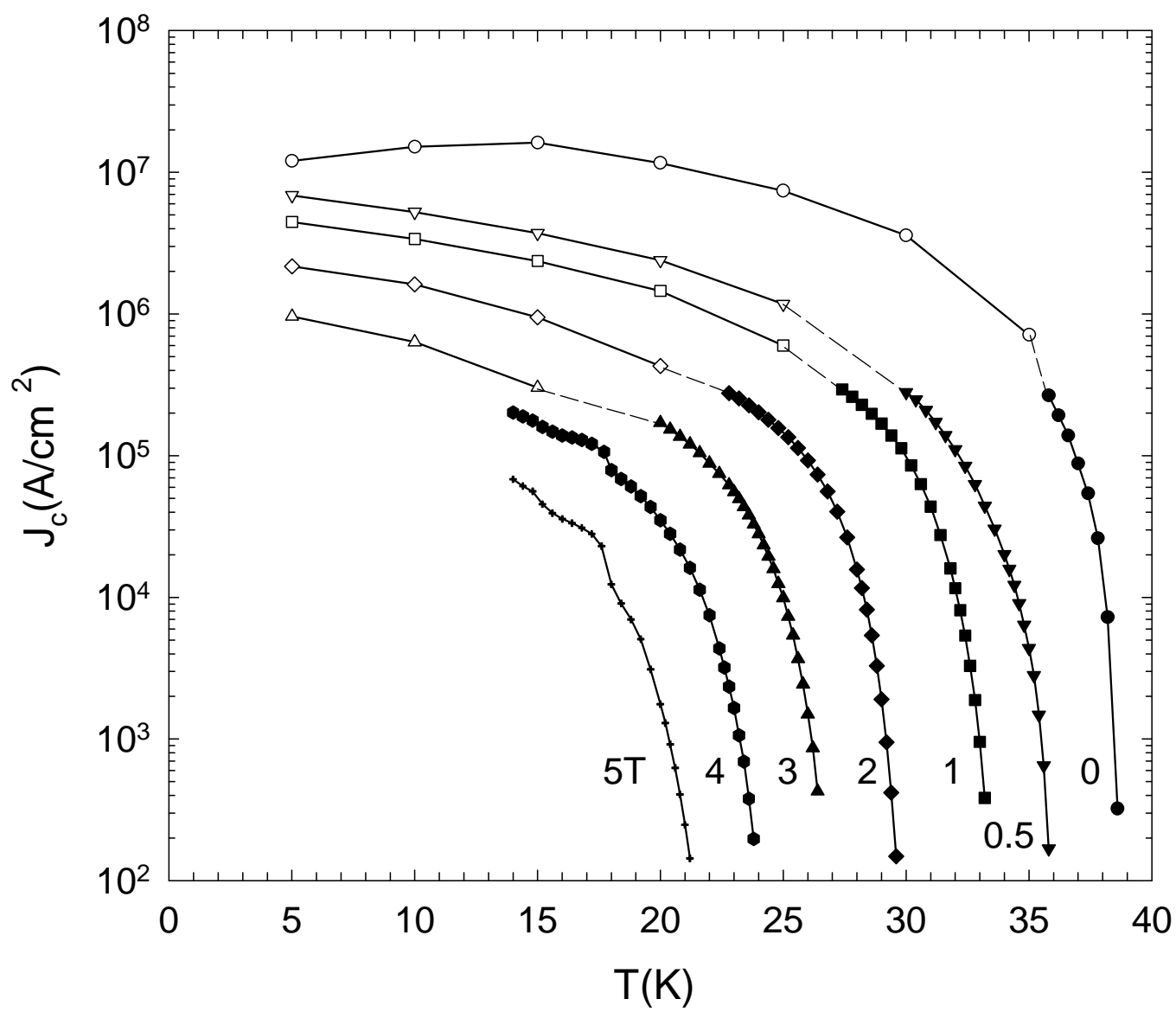


Fig.3 Hyeong-Jin Kim *et al*

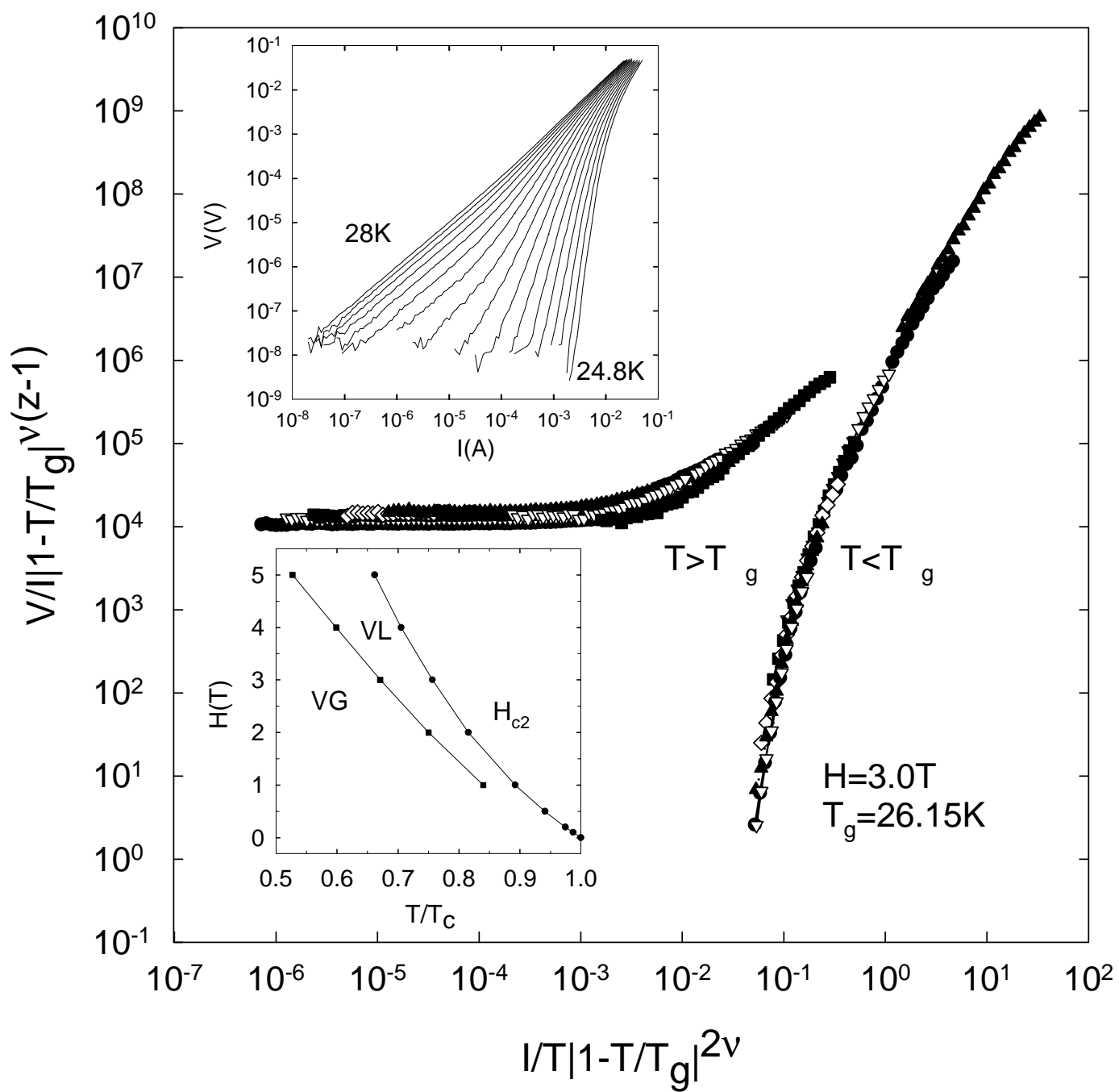


Fig.4 Hyeong-Jin Kim *etal.*