

Dynamical and correlation properties of the Internet

Romualdo Pastor-Satorras¹, Alexei Vázquez², and Alessandro Vespignani³

¹*Departament de Física i Enginyeria Nuclear, Universitat Politècnica de Catalunya,
Campus Nord, Mòdul B4, 08034 Barcelona, Spain*

²*International School for Advanced Studies SISSA/ISAS, via Beirut 4, 34014 Trieste, Italy*

³*The Abdus Salam International Centre for Theoretical Physics (ICTP), P.O. Box 586, 34100 Trieste, Italy
(December 2, 2024)*

The description of the Internet topology is an important open problem, recently tackled with the introduction of scale-free networks. In this paper we focus on the topological and dynamical properties of real Internet maps in a three years time interval. We study higher order correlation functions as well as the dynamics of several magnitudes. We find that the Internet is characterized by non-trivial correlations among nodes and different dynamical regimes. We point out the importance of node hierarchy and ageing as fundamental elements of the Internet structure and growth. Our results provide new hints towards the realistic modeling of the Internet evolution.

PACS numbers: 89.75.-k, 87.23.Ge, 05.70.Ln

Complex networks play an essential role in the understanding of a vast array of natural phenomena [1,2]. A network is a set of nodes and links, representing individuals and the interactions among them, respectively. Despite this simple definition, growing networks can exhibit a high degree of complexity, due to the inherent wiring entanglement during their growth. A paradigmatic example of growing network is provided by the Internet, connecting millions of computers around the world. The Internet has an impressive technological and economical relevance; however, the recollection of router-level maps of the Internet has received the attention of the research community only very recently [3–5]. The statistical analysis performed so far have revealed that the Internet exhibits several non-trivial topological properties (wiring redundancy, clustering, etc.). Among them, the most remarkable feature is the presence of a power-law connectivity distribution [6,7] that makes the Internet an example of the recently identified class of scale-free networks [8].

In this Letter, we focus on the dynamical properties of the Internet. We shall consider the evolution of real Internet maps from 1997 to 2000, collected by the National Laboratory for Applied Network Research (NLNR) [3], in order to enlighten the underlying dynamical processes leading to such a structure. In particular, we will inspect the correlation properties of nodes' connectivity, as well as the time behavior of several quantities related to the growth dynamics of new nodes. Our analysis shows a rich dynamical behavior with different growth regimes depending on the node's age and connectivity. The analysis points out two distinct wiring processes; the first one concerns newly added nodes while the second is related to already existing nodes increasing their interconnection. A very important feature introduced in the present work refers to the Internet hierarchical structure reflected in the non-trivial scale-free connectivity correlation function. Finally, we discuss recent models for the generation

of scale-free networks in the light of the present analysis of real Internet maps. The correlation and dynamical properties presented in this Letter could result fundamental in the developing of more accurate and representative models of the Internet.

Several Internet mapping projects are currently devoted to obtain high-quality router-level maps of the Internet. In most cases, the map is constructed by using a hop-limited probe (such as the UNIX *trace-route* tool) from a single location in the network. In this case the result is a “directed” map as seen from a specific point on the Internet [5]. This approach does not correspond to a complete map of the Internet because cross-links and other technical problems (such as multiple IP aliases) are not considered. Heuristic methods to take into account these problems have been proposed (see for instance Ref. [9]). However, it is not clear their reliability and the corresponding completeness of maps constructed in this way. A different representation of Internet is obtained by mapping the autonomous systems (AS) topology. Each AS number approximately maps to an Internet Service Provider (ISP) and their links are inter-ISP connections. In this case it is possible to collect data from several probing stations to obtain complete interconnectivity maps (see Ref. [3,4] for a technical description of these projects). In particular, the NLNR project is collecting data since Nov. 1997, and it provides topological as well as dynamical information on a consistent subset of the Internet. The first Nov. 1997 map contains 3180 AS, and it has grown in time until the Dec. 1999 measurement, consisting of 6374 AS. In the following we will consider the graph whose nodes represent AS and whose links represent the adjacencies (interconnections) between AS.

In dealing with the Internet as an evolving network, it is extremely important to first discern whether or not it has reached a stationary state whose average properties are time-independent. This implies that despite the con-

tinuous increase of nodes in the system, the network's topological properties are not changing in time. As a first step, we have analyzed the behavior in time of several average magnitudes such as the connectivity $\langle k \rangle$, the clustering coefficient $\langle C \rangle$ and the average minimum path distance $\langle d \rangle$ of the network [10]. The first two magnitudes (see Table I) show a very slow tendency to increase in time, while the average minimum path distance is slowly decreasing with time. A more clear-cut characterization of the topological properties of the network is given by the connectivity distribution, $P(k)$. In Fig. 1 we show the probability $P(k)$ that a given node has k links to other nodes. We report the distribution for snapshots of the Internet at different times. In all cases, we found a clear power law behavior $P(k) \sim k^{-\gamma}$ with $\gamma = 2.2 \pm 0.1$. The distribution cut-off is fixed by the maximum connectivity of the system and is related to the overall size of the Internet's map. We see that for more recent maps the cut-off is slightly increasing, as expected due to the Internet growth. On the other hand, the power law exponent γ seems to be independent of time and in good agreement with previous measurements [6]. These evidences seem to point out that the Internet's topological properties have already settled to a rather well defined stationary state.

Initially, the modeling of Internet considered algorithms based on its static topological properties [11]. However, since the Internet is the natural outcome of a complex growth process, the understanding of the dynamical processes leading to its present structure must be considered as a fundamental goal. From this perspective, the Barabási-Albert (BA) model, Ref. [8], can be considered as a major breakthrough in the understanding of evolving networks. The model starts from a small number m_0 of disconnected nodes; every time step a new node is added, with m links that are connected to an old node i with probability $\Pi(k_i) = k_i / \sum_j k_j$. After iterating this scheme a sufficient number of times, we obtain a network composed by N nodes with connectivity distribution $P(k) = 2m^2 k^{-3}$ and average connectivity $\langle k \rangle = 2m$ [8,12]. Underlying the BA model is the preferential attachment rule—the rich-gets-richer paradigm

Year	1997	1998	1999
$\langle k \rangle$	3.47(4)	3.62(5)	3.82(6)
$\langle C \rangle$	0.18(1)	0.21(2)	0.24(1)
$\langle d \rangle$	3.77(1)	3.76(2)	3.72(1)

TABLE I. Average properties for three different years. $\langle k \rangle$ is the average connectivity. $\langle d \rangle$ is the minimum path distance d_{ij} averaged over every pair of nodes (i, j) . $\langle C \rangle$ is the clustering coefficient C_i averaged over all nodes i , where C_i is defined as the ratio between the number of links between the neighbors of i and its maximum possible value $k_i(k_i - 1)$. Figures in parenthesis indicate the statistical uncertainty from averaging the values of the corresponding months in each year.

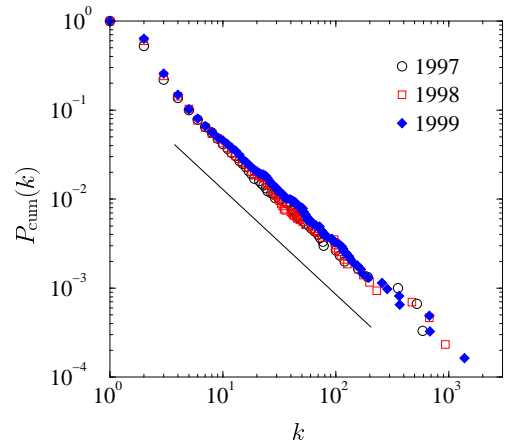


FIG. 1. Cumulated connectivity distribution for the 1997, 1998, and 1999 snapshots of the Internet. The power law behavior is characterized by a slope -1.2 , which yields a connectivity exponent $\gamma = 2.2$.

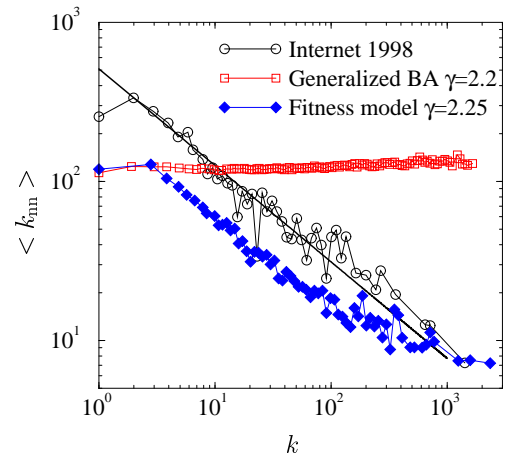


FIG. 2. Average connectivity $\langle k_{nn} \rangle$ of the nearest neighbors of a node depending on its connectivity k for the 1998 snapshot of Internet, the generalized BA model with $\gamma = 2.2$, Ref. [8], and the fitness model, Ref. [18]. The full line has a slope -0.5 .

[8]—i.e., new nodes will link with higher probability to nodes with an already large connectivity. This is an intuitive feature of the Internet growth where large provider hubs are more likely to catch connections than smaller providers. The BA model has been successively modified with the introduction of several ingredients in order to account for connectivity distribution with $2 < \gamma < 3$ [13,14], local geographical factors [15], wiring among existing nodes [16], and age effects [17]. While all these models reproduce the scale-free behavior of the connectivity distribution, it is interesting to inspect deeper the Internet's topology to eventually find a few discriminating features. This will allow to determine the basic elements that must be included in models aiming to capture the dynamical processes at the basis of the Internet growth.

A first step in a more detailed characterization of the

Internet concerns the exploration of the connectivity correlations. This factor is best represented by the conditional probability $P_c(k'/k)$ that a link belonging to node with connectivity k points to a node with connectivity k' . If this conditional probability is independent of k , we are in presence of a topology without any correlation among the nodes' connectivity. In this case, $P_c(k'/k) = P_c(k') \sim k'P(k')$, in view of the fact that any link points to nodes with a probability proportional to their connectivity. On the contrary, the explicit dependence on k is a signature of non-trivial correlations among the nodes' connectivity, and the possible presence of a hierarchical structure in the network topology. A direct measurement of the $P_c(k'/k)$ function is a rather complex task due to large statistical fluctuations. More clear indications can be extracted by studying the magnitude $\langle k_{nn} \rangle = \sum_{k'} k' P_c(k'/k)$; i.e. the nearest neighbors average connectivity of nodes with connectivity k . In Fig. 2, we show the results obtained for the Internet map of 1998, that strikingly exhibit a clear power law dependence on the connectivity degree $\langle k_{nn} \rangle \sim k^{-\nu}$, with $\nu \simeq 0.5$. This clearly implies that the connectivity correlation function has a marked dependence on k , suggesting non-trivial correlation properties for the Internet. The primary known structural difference between Internet nodes is the distinction between *stub* and *transit* domains. Nodes in stub domains have links that go only through the domain itself. Stub domains, on the other hand, are connected via a gateway node to transit domains that, on the contrary, are fairly well interconnected via many paths. Just as a simple example, a path connecting two nodes in different stub domains will never pass through any other stub domain. In other words, there is a hierarchy imposed on nodes that is very likely at the basis of the above correlation properties. As instructive examples, we report in Fig. 2 the average nearest-neighbor connectivity for the generalized BA model with $\gamma = 2.2$ [13] and the fitness model described in Ref. [18], with $\gamma = 2.25$. While in the first case we do not observe any structure with respect to the connectivity k , in the latter we obtain a power-law dependence similar to the experimental findings. While a detailed discussion of these models is beyond the scope of the present paper, it is worth noticing that non-trivial correlation functions are not a general feature of growing network models.

In order to inspect the Internet dynamics, we focus our attention on the addition of new nodes and links into the maps. In the three-years range considered, we have kept track of the number of links ℓ_{new} appearing between a newly introduced node and an already existing node. We have also monitored the rate of appearance of links ℓ_{old} between already existing nodes. In Table II we see that the creation of new links is governed by these two processes at the same time. Specifically, the largest contribution to the growth is given by the appearance of links between already existing nodes. This clearly points

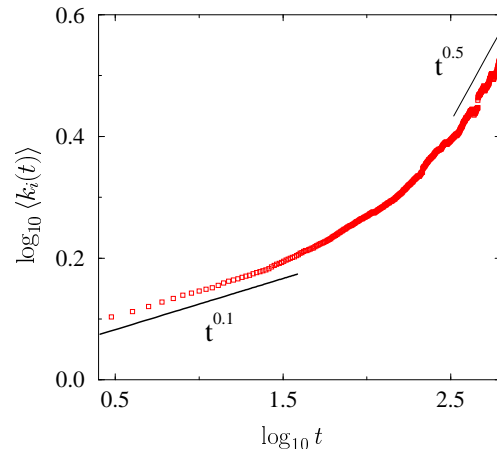


FIG. 3. Average connectivity of nodes t days after their appearance. As a comparison we report the lines corresponding to $t^{0.1}$ and $t^{0.5}$.

out that the Internet growth is strongly driven by the need of a redundancy wiring and an increased need of available bandwidth for data transmission.

A customarily measured quantity in the case of growing networks is the average connectivity of new nodes as a function of their age, $\langle k_i(t) \rangle$. We consider the total number of nodes born within our observation window and measure their average connectivity as a function of the time elapsed since their appearance. The data are reported in Fig. 3, where it is possible to distinguish two different dynamical regimes: At early times, the connectivity increases very slowly as $\langle k_i(t) \rangle \sim t^{0.1}$. Later on, the behavior crosses over to $\langle k_i(t) \rangle \sim t^{0.5}$. In the Internet, local economical and technical reasons compete with a global efficiency requirement. However, the appearance of these two distinct dynamical regimes is not easily reconcilable with any of the usually considered growth mechanisms.

A very important issue in the modeling of growing networks concerns the preferential attachment hypothesis [8]. Generalizing the BA model algorithm it is possible to define models in which the rate $\Pi(k)$ with which a node with k links receive new nodes is proportional to k^α . The inspection of the exact value of α in real networks is an important issue since the connectivity properties strongly depend on this exponent [14,19]. Here we use a simple recipe that allows to extract the value of α by studying the appearance of new links. We focus on links emanating from newly appeared nodes in dif-

Year	1997	1998	1999
ℓ_{new}	183	170	231
ℓ_{old}	546	350	450
ℓ_{new}/ℓ_{old}	0.34	0.48	0.53

TABLE II. Monthly rate of new links connecting existing nodes to new (ℓ_{new}) and old (ℓ_{old}) nodes.

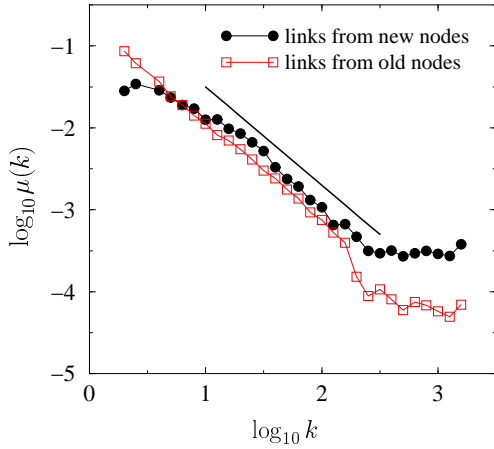


FIG. 4. Cumulative frequency of links emanating from new and existing nodes that attach to nodes with connectivity k . The straight line corresponds to a slope -0.2 . The flat tail is originated from the poor statistics at the very high k values.

ferent time windows ranging from one to three years. We consider the frequency $\mu(k)$ of links that connect to nodes with connectivity k . By using the preferential attachment hypothesis, this effective probability is $\mu(k) \sim k^\alpha P(k)$. Since we know that $P(k) \sim k^{-\gamma}$ we expect to find a power law behavior $\mu(k) \sim k^{\alpha-\gamma}$ for the frequency. In Fig. 4, we report the obtained results that shows a clear algebraic dependence $\mu(k) \sim k^{-1.2}$. By using the independently obtained value $\gamma = 2.2$ we find a preferential attachment exponent $\alpha \simeq 1.0$, in good agreement with the result obtained with a different analysis in Ref. [19]. We performed a similar analysis also for links emanated by existing nodes, recovering the same form of preferential attachment (see Fig. 4). The present analysis confirms the validity of the preferential attachment hypothesis, but leaves open the issue of the different dynamical regimes observed for the average connectivity of nodes as a function of their age. It is very likely that several other factors, such as the nodes' hierarchy, space locality or resource constraints, have to play a major role in the Internet growth.

In summary, we have shown that the Internet map exhibits a stationary scale-free topology, characterized by non-trivial connectivity correlations. The inspection of the Internet's dynamics confirms the presence of a preferential attachment behaving linearly with the nodes' connectivity, but identifies two different dynamical regimes during the nodes' evolution. We point out that the hierarchy among nodes, the redundant wiring occurring among old nodes and, likely, the real geographical location of nodes can influence the Internet evolution. The results reported here are of fundamental importance for a more realistic modeling of the Internet growth and evolution and could have implications in the study of the resilience to attacks and spreading phenomena in this network [20,21].

This work has been partially supported by the European Network Contract No. ERBFMRXCT980183. RP-S also acknowledges support from the grant CICYT PB97-0693. We thank M.-C. Miguel, Y. Moreno-Vega, and R. V. Solé for helpful comments and discussions.

-
- [1] S.H. Strogatz, *Nature*, **410**, 268 (2001).
 - [2] L. A. N. Amaral, A. Scala, M. Barthélemy, and H. E. Stanley, *Proc. Nat. Acad. Sci.* **97**, 11149 (2000).
 - [3] The National Laboratory for Applied Network Research (NLNR), sponsored by the National Science Foundation, provides Internet routing related information based on BGP data (see <http://moat.nlanr.net/>).
 - [4] The Cooperative Association for Internet Data Analysis (CAIDA), located at the San Diego Supercomputer Center, provides measurements of Internet traffic metrics (see <http://www.caida.org/home/>).
 - [5] B. Cheswick and H. Burch, Internet mapping project at Lucent Bell Labs. (<http://www.cs.bell-labs.com/who/ches/map/>).
 - [6] M. Faloutsos, P. Faloutsos, and C. Faloutsos, *ACM SIGCOMM '99, Comput. Commun. Rev.* **29**, 251 (1999).
 - [7] G. Caldarelli, R. Marchetti, and L. Pietronero, *Europhys. Lett.* **52**, 386 (2000).
 - [8] A.-L. Barabási and R. Albert, *Science* **286**, 509 (1999); A.-L. Barabási, R. Albert, and H. Jeong, *Physica A* **272**, 173 (1999).
 - [9] Mapping the Internet within the SCAN project at the information Sciences Institute (<http://www.isi.edu/div7/scan/>).
 - [10] D. J. Watts and S. H. Strogatz, *Nature* **393**, 440 (1998).
 - [11] E. W. Zegura, K. Calvert and M. J. Donahoo, *IEEE/ACM Transactions on Networking*, December 1997.
 - [12] S. N. Dorogovtsev, J. F. F. Mendes, and A. N. Samukhin, *Phys. Rev. Lett.* **85**, 4633 (2000).
 - [13] R. Albert and A.-L. Barabási, *Phys. Rev. Lett.* **85**, 5234 (2000).
 - [14] P.L. Krapivsky, S. Redner and F. Leyvraz, *Phys. Rev. Lett.* **85**, 4629 (2000).
 - [15] A. Medina, I. Matt, and J. Byers, *Comput. Commun. Rev.* **30**, 18 (2000).
 - [16] S. N. Dorogovtsev and J. F. F. Mendes, *Europhys. Lett.* **52**, 33 (2000).
 - [17] S. N. Dorogovtsev and J. F. F. Mendes, *Phys. Rev. E* **63**, 025101(R) (2001).
 - [18] G. Bianconi and A.-L. Barabási, *cond-mat/0011029*.
 - [19] H. Jeong, Z. Neda and A.-L. Barabási, *cond-mat/0104131*.
 - [20] R. A. Albert, H. Jeong, and A.-L. Barabási, *Nature* **406**, 378 (2000); D. S. Callaway, M. E. J. Newman, S. H. Strogatz, and D. J. Watts, *Phys. Rev. Lett.* **85**, 5468 (2000); R. Cohen, K. Erez, D. ben-Avraham, and S. Havlin, *Phys. Rev. Lett.* **86**, 3682 (2001).
 - [21] R. Pastor-Satorras and A. Vespignani, *Phys. Rev. Lett.* **86**, 3200 (2001).