

Probing Spin-Charge Separation in Tunnel-Coupled Parallel Quantum Wires

U. Zülicke and M. Governale

Institut für Theoretische Festkörperphysik, Universität Karlsruhe, D-76128 Karlsruhe, Germany
(December 2, 2024)

Interactions in one-dimensional systems are expected to cause a dynamical separation of electronic spin and charge degrees of freedom. As a promising system for experimental observation of this non-Fermi-liquid effect, we consider two quantum wires coupled via tunneling through an extended uniform barrier. Using the minimal model for interacting quantum wires exhibiting spin-charge separation, we calculate the differential tunneling conductance and the density-density response function. Both quantities show distinct features arising from spin-charge separation.

PACS number(s): 73.63.Nm, 73.40.Gk, 71.10.Pm

Introduction. One-dimensional (1D) electron systems are one of the theoretically best-studied examples where interactions lead to strong correlations such that low-energy excitations cannot be described using Landau's Fermi-liquid concept [1]. As soon as electron-electron interactions are switched on, electron-like quasiparticles cease to exist at low energies, and the elementary excitations are phonon-like charge and spin-density fluctuations, and topological zero modes. Physical quantities of such a *Luttinger liquid* [2] are determined by the velocities [3], v_ρ and v_σ , of the charge and spin-density phonons, as well as additional velocity parameters characterizing the energy of topological modes. The most striking non-Fermi-liquid feature is exhibited by the single-electron spectral function $\mathcal{A}(k, \varepsilon)$ which is basically a measure of the integrity of an electron as an elementary excitation in a many-body system [4]. In the absence of electron-electron interactions, the spectral function is given by $\mathcal{A}^{(0)}(k, \varepsilon) = 2\pi\delta(\varepsilon - \varepsilon_k)$ where ε_k is the electronic band dispersion. For an interacting system, the spectral function is generally broadened. However, in a Fermi liquid, $\mathcal{A}(k, \varepsilon)$ still exhibits a distinct single-electron-like peak, making it possible to represent the system of interacting electrons as a system of non-interacting quasiparticles that carry the same quantum numbers as free electrons. Such a quasiparticle peak is absent in the spectral function of a Luttinger liquid. Instead, a characteristic *double-peak* structure appears [5,6]. The existence of the two peaks whose energy dispersions follow those of the elementary charge and spin-density excitations can be interpreted as the dynamical break-up of the electron into two independent entities representing its spin and charge degrees of freedom [7].

Experimental verification of spin-charge separation essentially requires a direct measurement of $\mathcal{A}(k, \varepsilon)$, e.g., by photoemission [8] or tunneling [9,10] spectroscopy. Recent progress in fabrication techniques has made it possible to create a system of two parallel quantum wires that are separated by a long and clean tunneling barrier [11]. Uniformity of tunneling between the two quantum wires, labeled U(pper) and L(ower), respectively, implies that canonical momentum is approximately conserved in

a single tunneling event. The possibility to tune canonical versus kinetic momentum by an external magnetic field makes it possible to perform momentum-resolved tunneling studies [12]. For example, resonances appear in the magnetic-field dependence of the linear tunneling conductance whenever Fermi points from different wires overlap [13], i.e., when for any $\alpha, \alpha' = \pm$ the parameter

$$\kappa_{\alpha\alpha'} = \frac{\pi}{2} (\alpha' n_U - \alpha n_L) + \frac{e}{\hbar} B d \quad (1)$$

vanishes. [Here, $n_{U(L)}$ denotes the 1D electron density in the U (L) wire, B is the magnetic field applied perpendicular to the plane defined by the two wires, and d their separation.] Close to these resonances, the *differential* tunneling conductance (DTC) as a function of voltage and magnetic field can be expected to show features arising from spin-charge separation. This motivates our present work where we calculate the DTC and the charge-density response for tunnel-coupled quantum wires.

Results for the DTC. In realistic systems, the two wires will probably never be identical. Furthermore, inter-wire interactions renormalize energy dispersions of charge-density excitations. As a result, *four* different velocities $v_{\sigma U}$, $v_{\rho U}$, $v_{\sigma L}$, and $v_{\rho L}$ govern electron dynamics in the double-wire device in general. Within a perturbative treatment of tunneling, we find that the DTC exhibits features arising from spin-charge separation. However, direct observability of the four distinct velocities is modified by charging effects in the quantum wires due to the applied voltage. In the absence of any charging, i.e., if an applied voltage leads to a uniform *shift* of the 1D electron bands in the quantum wires, sharp features in the magnetic-field and voltage dependence of the DTC have slopes that provide a direct measurement of the velocities $v_{\sigma U}$, $v_{\rho U}$, $v_{\sigma L}$, and $v_{\rho L}$. As an example, Fig. 1 shows the the absolute value of the DTC in the vicinity of the resonance point with $\alpha = \alpha' = +$. Analogous plots can be produced for any other resonance point [14]. However, when the applied voltage simply *fills* electron bands rather than shifting them, only *two* sharp features appear in the DTC whose slopes in the V - B plane are proportional to $|v_{\rho U}^{-1} - \alpha\alpha' v_{\rho L}^{-1}|/2$ and $|v_{\sigma U}^{-1} - \alpha\alpha' v_{\sigma L}^{-1}|/2$,

respectively. (See Fig. 2.) Experimentally relevant is the intermediate situation where an applied voltage simultaneously fills and shifts electron bands. Within a simplified model where cross-wire capacitance is neglected, the quantitative interplay of band-shifting and band-filling in the upper (lower) wire can be measured [13] by a parameter $\nu_{\text{U(L)}} = 1/[1 + \tilde{C}_{\text{U(L)}}/(\pi e^2 \hbar v_{\text{FU(L)}})]$, given in terms of the capacitance per unit length $\tilde{C}_{\text{U(L)}}$ and Fermi velocity $v_{\text{FU(L)}}$ of the upper (lower) wire [15]. The special case $\nu_{\text{U}} = \nu_{\text{L}} = 0.5$ is shown in Fig. 3. At first sight, qualitative features appear similar to those of the band-shifting case. However, their slopes do not provide a direct measure of the four (spin and charge) velocities.

Results for the density-density response. A perturbative treatment of tunneling is valid only when calculating physical properties on energy scales that are larger than the tunneling strength $|t|$. In the absence of interactions, the regime where perturbation theory fails is characterized by spatial and temporal oscillations in electronic correlation functions that result from coherent motion between the two systems [13]. Below we provide a theoretical framework to treat the nonperturbative regime *with interactions present* using bosonization and refermionization techniques [16]. We calculate the density-density response function which can be measured, in principle, in a time-resolved experiment. The naive expectation that the density response is sensitive just to the charge mode is satisfied only in the limit when interactions are stronger than tunneling. In the opposite limit, the nontrivial tunneling-induced dynamics in the double-wire system leads to a characteristic two-peak structure in the density response that arises from spin-charge separation.

Method and Formalism. We consider a system of two interacting quantum wires, both being parallel to the x direction, located at $y = 0$ and $z = z_{\text{U,L}}$, that are coupled via tunneling through an extended barrier. The Hamiltonian is given by $H = H_0 + H_{\text{tun}} + H_{\text{int}}$ where

$$H_0 = \sum_{\substack{k\sigma \\ \alpha\beta}} [\alpha v_{\text{F}\beta} (k - \alpha k_{\text{F}\beta}) + \nu_{\beta} e V_{\beta}] c_{k\sigma\alpha\beta}^{\dagger} c_{k\sigma\alpha\beta}, \quad (2a)$$

$$H_{\text{tun}} = \sum_{\substack{k p \\ \sigma \alpha}} t_{k,p} \left\{ c_{k\sigma\alpha\text{U}}^{\dagger} c_{k\sigma\alpha\text{L}} + c_{k\sigma\alpha\text{L}}^{\dagger} c_{k\sigma\alpha\text{U}} \right\}, \quad (2b)$$

$$H_{\text{int}} = \frac{1}{2L} \sum_{\substack{\alpha q \\ \beta \beta'}} U_{\beta\beta'} \left(\sum_{\sigma} \varrho_{q\sigma\alpha\beta} \right) \left(\sum_{\sigma'} \varrho_{-q\sigma'\alpha\beta'} \right). \quad (2c)$$

Indices $\beta, \beta' = \text{U,L}$ distinguish between the upper and lower wire, and $\alpha = \pm$ between right-movers and left-movers. Spin quantum numbers are denoted by σ, σ' . Each wire's Fermi wave vector $k_{\text{F}\beta} = \frac{\pi}{2} n_{\beta} + \frac{eB}{\hbar} z_{\beta}$ contains the effect of a magnetic field [17] $\vec{B} = B \hat{y}$. A voltage $V_{\text{U(L)}}$ is applied to the U (L) wire, and (in general, voltage-dependent) parameters ν_{β} measure the resulting shift of electron bands. The wires are coupled by a tunneling matrix element $t_{k,p} = t \delta_{k,p}$. Fourier transforms of the density of spin- σ electrons from the α branch in the β wire are denoted by $\varrho_{q\sigma\alpha\beta}$. Interactions included in H_{int} are *chiral*, i.e., only electrons *from the same branch* (right-moving or left-moving) within each wire and between the two wires interact. While this model leaves out interactions between left-moving and right-moving electrons, it is sufficient to study effects arising from spin-charge separation.

A standard calculation [4] to lowest order of perturbation theory in H_{tun} yields an expression for the tunneling current in terms of Greens functions $\mathcal{J}_{\sigma\sigma'}(x, \tau) = \langle \psi_{\text{U}\sigma}^{\dagger}(x, \tau) \psi_{\text{L}\sigma}(x, \tau) \psi_{\text{L}\sigma'}^{\dagger}(0, 0) \psi_{\text{U}\sigma'}(0, 0) \rangle$ that can be calculated exactly using bosonization methods, even with inter-wire interactions present. To be able to consistently neglect inter-wire capacitance effects in our subsequent discussion of how charging of the wires influences the DTC, we consider only the simpler model with $U_{\text{UL}} = 0$ in our perturbative calculation of the tunneling current. Generalization of this simplified approach is straightforward. The tunneling current, flowing from the U to the L wire, is now given by

$$I = \frac{2e}{\hbar} \frac{t^2 L}{(2\pi)^2} \int_{eV_{\text{L}}}^{eV_{\text{U}}} d\varepsilon \int_{-\infty}^{\infty} dq \sum_{\alpha\alpha'} \mathcal{A}_{\text{L}}(\alpha[\alpha'q + \kappa_{\alpha\alpha'}], \varepsilon - \nu_{\text{L}} e V_{\text{L}}) \mathcal{A}_{\text{U}}(q, \varepsilon - \nu_{\text{U}} e V_{\text{U}}) \quad . \quad (3)$$

The functions $\mathcal{A}_{\beta}(q, \varepsilon)$ are known exactly [6]; they are the spectral functions of chiral interacting 1D electron systems, containing right-movers only, that are parameterized by the appropriate pair of spin and charge velocities $v_{\sigma\beta}, v_{\rho\beta}$. Results shown in Figs. 1–3 were calculated using Eq. (3) for the case $V_{\text{U}} = -V_{\text{L}} = V/2$.

Beyond the perturbative regime. The Hamiltonian H for the interacting double-wire system given above contains eight flavors of electrons, distinguished by spin, wire index, and chirality. It turns that it is possible to rewrite

H in terms of new degrees of freedom whose dynamics is simpler than that of the original electrons [18]: $H = \sum_{\alpha} \left\{ \sum_{\gamma=\text{c,s}} H_{\gamma}^{(\alpha)} + \sum_{j=1}^4 H_j^{(\alpha)} + H_t^{(\alpha)} + H_{\delta}^{(\alpha)} + H_{\text{corr}}^{(\alpha)} \right\}$,

$$H_{\gamma}^{(\alpha)} = \frac{v_{\gamma}}{4\pi} \int dx \left(\partial_x \Phi_{\gamma}^{(\alpha)} \right)^2, \quad (4a)$$

$$H_j^{(\alpha)} = \frac{v_j}{2} \int dx \chi_j^{(\alpha)} (-i\partial_x) \chi_j^{(\alpha)}, \quad (4b)$$

$$H_t^{(\alpha)} = 2t \int dx i\chi_1^{(\alpha)}\chi_2^{(\alpha)} \quad , \quad (4c)$$

$$H_\delta^{(\alpha)} = \delta \int dx i\chi_2^{(\alpha)}\chi_3^{(\alpha)} \quad , \quad (4d)$$

$$H_{\text{corr}}^{(\alpha)} = \int dx \left[\Delta_c \left(\partial_x \Phi_c^{(\alpha)} \right) i\chi_2^{(\alpha)}\chi_3^{(\alpha)} + \Delta_s \left(\partial_x \Phi_s^{(\alpha)} \right) i\chi_1^{(\alpha)}\chi_4^{(\alpha)} \right] \quad . \quad (4e)$$

Here, the chiral boson fields $\Phi_{c,s}^{(\alpha)}$ represent fluctuations in the *total* charge and spin density in the double-wire system; they are defined by $\partial_x \Phi_c^{(\alpha)}/\pi = \varrho_{\uparrow\alpha U} + \varrho_{\uparrow\alpha L} + \varrho_{\downarrow\alpha U} + \varrho_{\downarrow\alpha L}$ and $\partial_x \Phi_s^{(\alpha)}/\pi = \varrho_{\uparrow\alpha U} + \varrho_{\uparrow\alpha L} - \varrho_{\downarrow\alpha U} - \varrho_{\downarrow\alpha L}$, respectively. The fields $\chi_j^{(\alpha)} = \chi_j^{(\alpha)\dagger}$ are *Majorana* fermions. Their relation with the original electronic degrees of freedom is highly nonlinear, and we refrain from giving it here in great detail [18]. It suffices to know that certain physical observables can be written in terms of the bosonic normal modes as well as the Majorana fermions. For example, the density of current flowing from the upper wire to the lower one is given by $j = e/\hbar \cdot t \sum_\alpha i\chi_1^{(\alpha)}\chi_3^{(\alpha)}$, and the density of electrons with chirality α in the U (L) wire is

$$\tilde{\varrho}_{\alpha U(L)} = \sum_\sigma \varrho_{\sigma\alpha U(L)} = \frac{\partial_x \Phi_c^{(\alpha)}}{2\pi} (+) i\chi_2^{(\alpha)}\chi_3^{(\alpha)} \quad . \quad (5)$$

The advantage of representing H in terms of the bosonic fields $\Phi_{c,s}^{(\alpha)}$ and the Majorana fermions is that interactions are absorbed into their respective velocities [19]. We find $v_c = (v_{FU} + v_{FL} + [U_{UU} + U_{LL} + 2U_{UL}]/\pi)/2$, $v_2 = v_3 = (v_{FU} + v_{FL} + [U_{UU} + U_{LL} - 2U_{UL}]/\pi)/2$, and $v_s = v_1 = v_4 = (v_{FU} + v_{FL})/2$. The parameter $\delta = e(\nu_L V_L - \nu_U V_U) + (v_{FU} + v_{FL})\kappa_{++}/2$ is given in terms of the applied voltages and magnetic field, and $H_{\text{corr}}^{(\alpha)}$ contains the effect of the wires being not identical: $\Delta_c = (v_{FU} - v_{FL} + U_{UU} - U_{LL})/2$, and $\Delta_s = (v_{FU} - v_{FL})/2$.

Calculation of the retarded density response function

$$\mathcal{D}_{\beta\beta'}^{(\alpha)}(x, \tau) = -i\Theta(\tau) \langle [\tilde{\varrho}_{\alpha\beta}(x, \tau), \tilde{\varrho}_{\alpha\beta'}(0, 0)] \rangle \quad (6)$$

is straightforward. We focus on the case where the velocity v_c is much larger than the velocity mismatch Δ_c such that the coupling between Majorana fermions and the total-charge mode can be neglected. The density response function is then the sum $\mathcal{D}_{\beta\beta'}^{(\alpha)} = \mathcal{D}_c^{(\alpha)} + \eta_{\beta\beta'} \mathcal{D}_n^{(\alpha)}$ of a contribution from the charge mode, $\mathcal{D}_c^{(\alpha)}(x, \tau) = \Theta(\tau) \delta'(x - \alpha v_c \tau) / 2\pi$, where the prime denotes differentiation with respect to the argument of the delta function, and a term originating from the Majorana fermions. Here $\eta_{UU} = \eta_{LL} = -\eta_{UL} = -\eta_{LU} = 1$. Further simplification arises in the case $\delta = 0$ ('on resonance' according to the definition given in Ref. [13]) where spatial oscillations due to coherent motion of electrons between the two wires can be expected to be largest. A characteristic length scale emerges from the calculation, given

by $L_{\text{int}} = \pi\hbar|v_2 - v_1|/|2t|$, which measures the relative strength of tunneling and interactions. In the weakly interacting limit where L_{int} is smaller than the short-distance cut-off of LL theory, we find

$$\mathcal{D}_n^{(\alpha)}(x, \tau) = \frac{\Theta(\tau)}{2\pi} \frac{\tilde{v}}{v_2} \cos\left(\frac{2\pi x}{L_t}\right) \times [\tilde{v}\delta(x - \alpha\tilde{v}\tau) - v_2\delta(x - \alpha v_2\tau)] / [(v_2 - \tilde{v})x] \quad , \quad (7)$$

showing oscillations with wave length $L_t = \pi\hbar\sqrt{v_1 v_2}/t$, and *two* propagation velocities v_2 and $\tilde{v} = 2v_1 v_2 / (v_1 + v_2)$. (Note that v_2 and v_1 correspond to the charge and spin velocities, respectively.) For strong interactions, the density response depends on the charge mode only: $\mathcal{D}_n^{(\alpha)}(x, \tau) = \Theta(\tau) \delta'(x - \alpha v_2 \tau) / 2\pi$.

In conclusion, we found that signatures of spin-charge separation exhibited in the differential tunneling conductance are influenced by charging of the wires due to the applied voltage. A non-perturbative treatment of tunneling shows that spin-charge separation is manifested in the density response function when interactions are not too strong. This could be observed in a time-resolved experiment.

This work was supported by DFG Sonderforschungsbereich 195 and the EU LSF programme. Useful discussions with D. Boese, H. Grabert, W. Häusler, A. Rosch, and A. Yacoby are gratefully acknowledged.

-
- [1] J. Voit, Rep. Prog. Phys. **57**, 977 (1994).
 - [2] F. D. M. Haldane, J. Phys. C **14**, 2585 (1981).
 - [3] At small wave vectors, the dispersion of the phonon modes is linear for screened Coulomb interactions that we expect to be present in real quasi-1D samples.
 - [4] G. D. Mahan, *Many-Particle Physics* (Plenum Press, New York, 1990).
 - [5] V. Meden and K. Schönhammer, Phys. Rev. B **46**, 15753 (1992).
 - [6] J. Voit, Phys. Rev. B **47**, 6740 (1993).
 - [7] In addition to spin-charge separation, a Luttinger liquid can exhibit power-law behavior of electronic correlation functions. As will become clear below, we focus here entirely on effects due to spin-charge separation, using a model for a Luttinger liquid exhibiting no anomalous correlation-function exponents.
 - [8] B. Dardel *et al.*, Phys. Rev. Lett. **67**, 3144 (1991); C. Kim *et al.*, Phys. Rev. Lett. **77**, 4054 (1996); D. Orgad *et al.*, Phys. Rev. Lett. **86**, 4362 (2001).
 - [9] A. Altland, C. H. W. Barnes, F. W. L. Hekking, and A. J. Schofield, Phys. Rev. Lett. **83**, 1203 (1999)
 - [10] D. Carpentier, C. Peça, and L. Balents, cond-mat/0103193.
 - [11] O. M. Auslaender and A. Yacoby, private communication.

- [12] Momentum-resolved tunneling between low-dimensional electron systems has been used before to measure single-electron properties. For 2D-to-2D tunneling, see, e.g., J. P. Eisenstein, T. J. Gramila, L. N. Pfeiffer, and K. W. West, Phys. Rev. B **44**, 6511 (1991); L. Zheng and A. H. MacDonald, Phys. Rev. B **47**, 10619 (1993). Studies of 1D-to-2D tunneling can be found in B. Kardynał *et al.*, Phys. Rev. B **55**, R1966 (1997); Ref. [9]; M. Governale, M. Grifoni, and G. Schön, Phys. Rev. B **62**, 15996 (2000).
- [13] D. Boese, M. Governale, A. Rosch, and U. Zülicke, to appear in Phys. Rev. B (2001).
- [14] See previous work reported in Ref. [10], where tunneling close to a resonance point with $\alpha = -\alpha'$ has been considered in the band-shifting limit. In addition to strong features arising from spin-charge separation, their Fig. 4 shows additional small structure because they have included interactions (neglected in our work) that cause power-law behavior in electronic correlation functions.
- [15] We assume that tunneling is not strong enough to require a self-consistent treatment of charging effects in the wires.
- [16] A. M. Finkel'stein and A. I. Larkin, Phys. Rev. B **47**, 10461 (1993); H. Lin, L. Balents, and M. P. A. Fisher, *ibid.* **58**, 1794 (1998); J. D. Naud, L. P. Pryadko, and S. L. Sondhi, Nucl. Phys. B **565**, 572 (2000); Phys. Rev. B **63**, 115301 (2001).
- [17] Here we neglect Zeeman splitting which would introduce a doubling of features in the DTC. See, e.g., S. Rabello and Q. Si, cond-mat/0008065, and Ref. [10].
- [18] Details will be given elsewhere. Note that adequate treatment of Klein factors is essential for obtaining the correct Hamiltonian given by Eqs. (4).
- [19] This is true when interactions between right-movers and left-movers are excluded. Taking them into account introduces interaction terms of the kind $\chi_j^{(\alpha)} \chi_k^{(\alpha)} \chi_j^{(-\alpha)} \chi_k^{(-\alpha)}$ that can be treated, e.g., using mean-field theory.

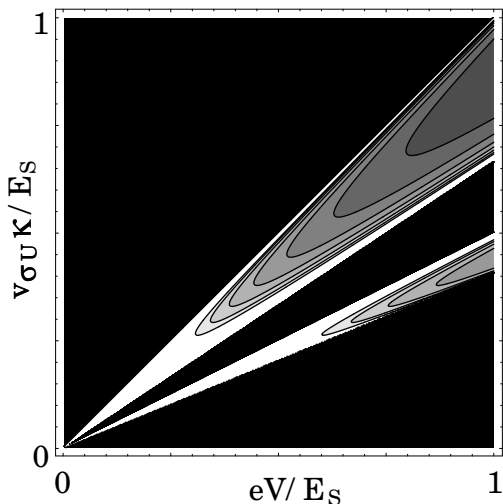


FIG. 1. Contour plot of the absolute value of the differential tunneling conductance as function of voltage and magnetic field in the absence of charging effects. Velocity parameters are chosen such that $v_{\rho U}/v_{\sigma U} = 1.5$, $v_{\sigma L}/v_{\sigma U} = 2$, $v_{\rho L}/v_{\sigma U} = 2.5$, and κ denotes the resonance parameter $\kappa_{\alpha\alpha'}$ of Eq. (1) for $\alpha = \alpha' = 1$. The energy scale E_s is arbitrary. Slopes of strong (bright) features are equal to the inverse of the velocity ratios given above.

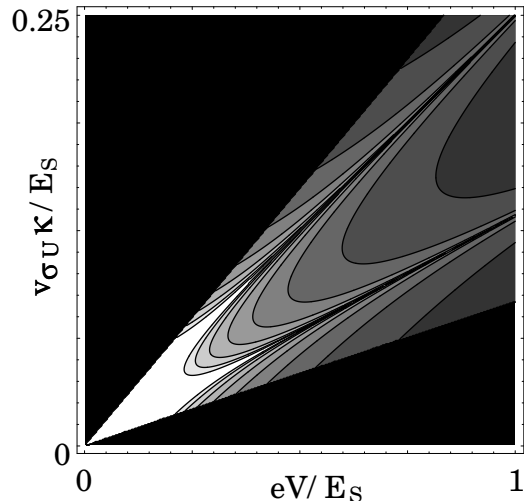


FIG. 2. Contour plot of the differential tunneling conductance for the band-filling limit. Parameters are the same as in Fig. 1. The two maxima follow the slopes $v_{\sigma U}|v_{\rho U}^{-1} - v_{\rho L}^{-1}|/2$ and $v_{\sigma U}|v_{\sigma U}^{-1} - v_{\sigma L}^{-1}|/2$, respectively.

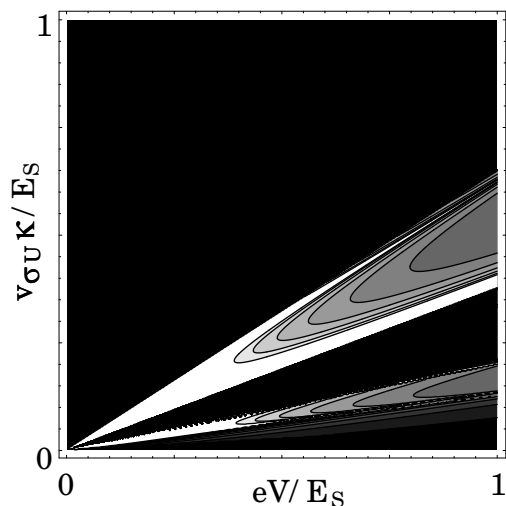


FIG. 3. Contour plot of the absolute value of the differential tunneling conductance for the realistic situation where the applied voltage both shifts and fills electron bands. In addition to parameters used in Fig. 1, we have chosen $\nu_U = \nu_L = 0.5$. Note that the slopes of bright maxima are suppressed from their value in the band-shifting case.