

Internal Fluctuations Effects on Fisher Waves

Esteban Moro[†]

Theoretical Physics, University of Oxford, 1 Keble Road OX1 3NP, United Kingdom
(December 2, 2024)

We study the diffusion-limited reaction $A + A \leftrightarrow A$ in different spatial dimensions to observe the effect of internal fluctuations on the interface between stable and unstable phases. We find that, similar to what has been observed in $d = 1$ dimensions, internal fluctuations modify the mean-field behavior predictions for this process, which is given by Fisher's reaction-diffusion equation. In $d > 1$ the front displays local fluctuations perpendicular to the direction of motion which, with a proper definition of the interface, can be fully described within the Kardar-Parisi-Zhang (KPZ) universality class. This clarifies the apparent discrepancies with KPZ predictions reported recently.

PACS numbers: 5.40.-a, 64.60.Ht, 68.35.Ct

Fluctuations in the macroscopic behavior of many-body systems could play an important role whether these fluctuations are produced by the discrete nature of the elementary constituents (*internal*) or by environmental random variations (*external*). Often both internal and external fluctuations are neglected in the theoretical treatment, thus describing the system by an action-mass type equation (mean-field approximation). One of the most studied cases in which fluctuations give strong deviations from the mean-field approximation is the dynamics of reaction-diffusion systems. In this problem, fluctuations can, for instance, give rise to instabilities [1], modify the reaction front velocity [2,3], allow the system to reach new states absent in the mean-field description [4], or produce spatial correlations in the system which in turn can dominate the macroscopic system behavior [5]. While these effects appear in different situations in reaction-diffusion systems, there is a theoretical and experimental interest in the problem of front propagation. The simplest example is that of invasion of an unstable phase by a stable one, which at the mean-field approximation level is described by Fisher's equation [6]

$$\frac{\partial \rho}{\partial t} = D \nabla^2 \rho + k_1 \rho - k_2 \rho^2 \quad (1)$$

where $\rho(\mathbf{x}, t)$ is the local concentration ($\mathbf{x} \in \mathbb{R}^d$) characterizing the system and D is the effective diffusion constant. Equation (1) arises in the macroscopic description of many processes in physics, chemistry and biology and is a generic model for reaction front propagation in systems undergoing a transition from a marginally unstable ($\rho = 0$) to a stable ($\rho_{\text{eq}} = k_1/k_2$) state. Thus, for initially segregated conditions, i.e. $\rho(\mathbf{x}) = \rho_{\text{eq}}$ for $x_{\parallel} \leq 0$ and $\rho(\mathbf{x}) = 0$ for $x_{\parallel} > 0$ (with $\mathbf{x} = (\mathbf{x}_{\perp}, x_{\parallel})$, $\mathbf{x}_{\perp} \in \mathbb{R}^{d_{\perp}}$, $x_{\parallel} \in \mathbb{R}$ and $d = d_{\perp} + 1$), the solution of (1) is a front invading the unstable phase and propagating along x_{\parallel} with a constant velocity $v \geq v_{\text{min}} = 2(k_1 D)^{1/2}$ which is selected depending on the initial condition according to the “marginal stability criterion” [7]. At the same time, the front broadens until it reaches a finite width $\xi \simeq 8(D/k_1)^{1/2}$.

The question of how faithfully continuum equation (1) resembles the macroscopic front dynamics of microscopic reaction-diffusion discrete systems has drawn a lot of attention in the last decades. In particular, much attention has been devoted to microscopic stochastic models like $A + A \leftrightarrow A$ or $A + B \rightarrow 2A$, where A and B are active species. Discreteness of those systems is responsible for fluctuations in the concentration of particles per site and introduces an effective cutoff in the reaction-rates which modifies the properties of the front. Most of the studies have concentrated in observing how the microscopic system approaches the macroscopic behavior described by Eq. (1) in $d = 1$ when $N \rightarrow \infty$, where N is the number of particles per site [2]. Using van Kampen's system size expansion [8] or field-theory techniques [9], the mesoscopic dynamics of the microscopic Master equation can be expressed in terms of a Langevin equation which, in the case of the $A + A \leftrightarrow A$ scheme, reads [10]

$$\frac{\partial \rho}{\partial t} = D \nabla^2 \rho + k_1 \rho - k_2 \rho^2 + \sqrt{(k_1 \rho - k_2 \rho^2)} \eta(\mathbf{x}, t) \quad (2)$$

where $\eta(\mathbf{x}, t)$ is an uncorrelated white noise, $\langle \eta(\mathbf{x}, t) \rangle = 0$, $\langle \eta(\mathbf{x}, t) \eta(\mathbf{x}', t') \rangle = 2\hat{N}^{-1/2} \delta(\mathbf{x} - \mathbf{x}') \delta(t - t')$, and \hat{N} is a reference level of number of particles, which is proportional to N . In the limit $N \rightarrow \infty$, the noise term in (2) (which reflects the fluctuations in the number of particles) vanishes and we recover (1). In this limit, the effective cutoff in the reaction term imposed by the discreteness seems to be the leading contribution, and it is possible to derive corrections to the velocity which yield to the well known result $v - v_{\text{min}} \sim 1/\log^2 N$ [2,10].

The purpose of this paper is to extend this analysis of discrete microscopic models to higher dimensions. In $d \geq 2$ the front position is given by an interface at $x_{\parallel} = h(\mathbf{x}_{\perp}, t)$ which separates the stable from the unstable domain. Due to the microscopic fluctuations we expect the interface to roughen and its fluctuations to be described asymptotically by the Kardar-Parisi-Zhang (KPZ) [11] equation, which is the simplest and most relevant equation (in the renormalization group sense) that considers local and lateral growth:

$$\frac{\partial h}{\partial t} = \tilde{v} + \tilde{D} \nabla_{\perp}^2 h + \frac{\lambda}{2} (\nabla_{\perp} h)^2 + \sqrt{2\sigma} \eta_{\perp}(\mathbf{x}_{\perp}, t), \quad (3)$$

where $\eta_{\perp}(\mathbf{x}_{\perp}, t)$ is an uncorrelated white noise, and ∇_{\perp} is the divergence operator defined over the substrate \mathbf{x}_{\perp} . The interface is described by its mean position $\bar{h}(t)$ and its roughness,

$$w^2(L_{\perp}, t) = \overline{[h(\mathbf{x}_{\perp}, t) - \bar{h}(t)]^2}, \quad (4)$$

where $\langle \dots \rangle$ means average over different realizations and the bar denotes average over the substrate $\mathbf{x}_{\perp} \in L_{\perp}^{d_{\perp}}$ (L_{\perp} is substrate lateral length). As is well known, in the KPZ equation w obeys a scaling form $w(L_{\perp}, t) = t^{\beta} f(t/L_{\perp}^z)$, where $w = C_t t^{\beta}$ if $t \ll L^z$ and $w = w_{\text{sat}} = C_L L^{\alpha}$ if $t \gg L^z$, where $\alpha = \beta z$ is the roughness exponent [12].

However, studies of microscopic realizations of Eq. (1) have questioned the applicability of (3) to describe the interface fluctuations in front dynamics. Riordan *et al.* [13] studied the $A + A \leftrightarrow A$ scheme in different dimensions concluding that the interface roughness grows in time for $d_{\perp} \leq d_{\perp,c} = 2$ with $\beta_{d_{\perp}=1} = 0.27 \pm 0.01$ and $\beta_{d_{\perp}=2} \simeq 0$. These values strongly differ from those of (3), which are $\beta_{d_{\perp}=1} = 1/3$ and $\beta_{d_{\perp}=2} = 0.245(3)$ [14]. For $d_{\perp} > d_{\perp,c}$, they observed that the interface is flat and described by equation (1). However, the determination of these values is hampered by the method used to obtain them, namely, using the front width of the projected density $\rho(x_{\parallel}, t)$ obtained integrating out all perpendicular dimensions \mathbf{x}_{\perp} . To overcome this problem, Tripathy and van Saarloos [15] studied the interface dynamics in $d_{\perp} = 1$ in terms of the coarse-grained density of particles (see below) and obtained $\beta_{d_{\perp}=1} = 0.29 \pm 0.01$, $\alpha_{d_{\perp}=1} = 0.4 \pm 0.02$. The authors interpreted this deviation from the KPZ exponents ($\alpha_{d_{\perp}=1} = 0.5$) as an effect of the parallel dimension, which cannot be integrated out to obtain an effective interface description in d_{\perp} dimensions and thus, the exponents correspond to those of the KPZ equation in $d_{\perp} + 1$ dimensions ($\alpha_{d_{\perp}=2} = 0.393$) [14], although the interface is a surface defined in a substrate d_{\perp} -dimensional. More recently [16], it has been conjectured that this situation is more general and occurs in the dynamics of the so called “pulled fronts” in which the region ahead of the front is important to determine not only its deterministic properties (like the velocity) but also the fluctuations of the effective interface dynamics [16]. Thus, it is important to check the validity of this conjecture for $d_{\perp} > 1$.

Our simulations are done on a $L_{\perp}^{d_{\perp}} \times L_{\parallel}$ lattice with $L_{\parallel} \gg L_{\perp}$. At each point of the lattice we define the occupancy number $n(\mathbf{x}, t)$ to be 0, 1 depending whether the site is occupied or not by a particle. At each time step a particle is chosen and can perform any of the processes in Fig. 1a which, in the mean-field approximation, yield to $k_1 = \mu$ and $k_2 = 1 + \mu$ [13]. Diffusion rate is chosen to be $D = 1/(2d)$. Initial conditions are set up distributing uniformly particles over a domain $L_{\perp}^{d_{\perp}} \times L_{\parallel}^{(i)}$ with density

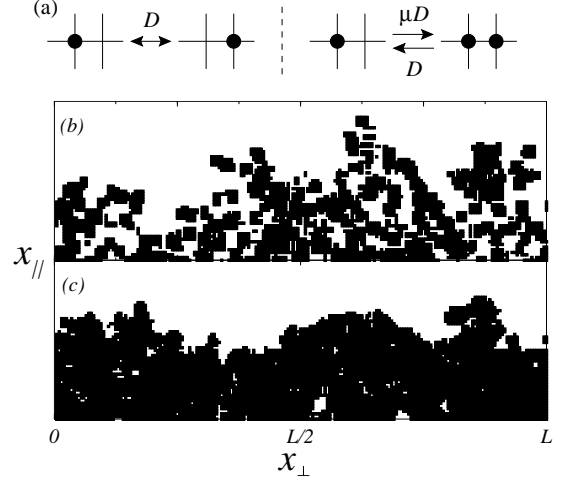


FIG. 1. (a) Microscopic rules for our model. Right panel is diffusion movement while left panel are the reaction processes. coefficients represent the rates for each movement. The model is isotropic, i.e., all movements are equally probable in any spatial direction. (b) and (c) Snapshots of the stable domain for $\mu = 0.1$ (b), $\mu = 0.5$ (c) and $l = 5$.

ρ_{eq} and $L_{\parallel}^{(i)}$ of the order of hundreds of lattice spacings. The interface is determined using a local coarse-grained density $\rho_l(\mathbf{x}, t) = l^{-d} \sum_{s \in D_l} n(\mathbf{s}, t)$ where D_l is a squared domain of lateral size l around the \mathbf{x} site. The stable domain of the front is defined by those sites for which $\rho_l(\mathbf{x}, t) > \frac{1}{2} \rho_{\text{eq}}$ and the position of the interface $h(\mathbf{x}_{\perp}, t)$ is the highest value of x_{\parallel} inside the stable domain for fixed \mathbf{x}_{\perp} [15].

Simulations show that the interface advances linearly in time, $\bar{h} = vt$, from where we can extract the velocity of the front in any dimension. Values obtained are reported in Fig. 2 and compared with the deterministic prediction $v = v_{\text{min}} = 2\sqrt{D\mu}$ of Eq. (1). We recall that in $d = 1$ the stochastic model admits an exact solution [17], and the front advances with velocity $v = D\mu$. The difference between both expressions reflects the importance of fluctuations when $N = 1$ and $d = 1$, and agrees with the breakdown of the approximation $v - v_{\text{min}} \sim \log^{-2} N$ when $N = 1$. Interestingly, for $d > 1$ we recover the law $v \sim \mu^{1/2}$, although the value is still corrected due to the fluctuations in the number of particles. Nevertheless, the velocity change is smaller when the dimension is increased, as fluctuations get averaged over the transverse dimensions. Finally, assuming that Eq. (3) holds, we can obtain the value of λ by tilting the substrate with an overall slope m and measuring the velocity. As expected we obtain $v(m) = v(0) + \frac{1}{2}v(0)m^2$, i.e. $\lambda = v(0)$ [12].

For $d = 2$ the interface roughens subject to internal fluctuations, and the roughness grows like $w(t) \sim t^{\beta}$ until it saturates to a constant value $w_{\text{sat}} \sim L_{\perp}^{\alpha}$ (see Fig. 3). When $\mu = 0.1$ we obtain $\beta_{d_{\perp}=1} = 0.27 \pm 0.01$ and $\alpha = 0.40 \pm 0.01$, consistent with [15]. Nevertheless, a closer inspection of the data suggests that there

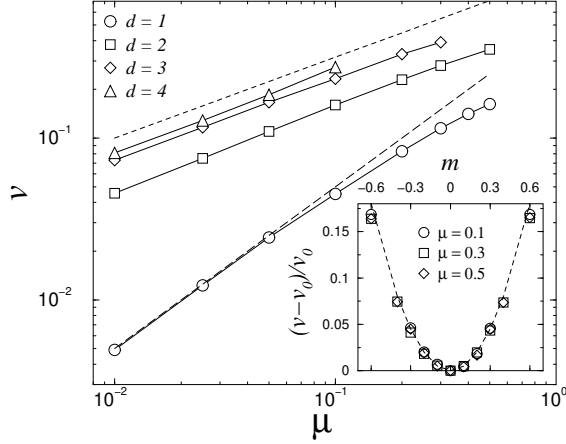


FIG. 2. Front velocity for different dimensions. Dashed lines are the mean-field prediction $v = 2(D\mu)^{1/2}$ and the $d = 1$ exact solution $v = D\mu$. Values for $d \geq 2$ are divided by $2D^{1/2}$ in each dimension. Error bars are smaller than the symbol size. Inset: renormalized velocity as a function of the tilt m for $d_{\perp} = 1$. Dashed line correspond to the parabola $m^2/2$ and v_0 is the value of the velocity for $m = 0$.

is a crossover from non-Gaussian fluctuations at small scales to Gaussian ones at large scales. Although this crossover could be guessed, for instance, from the value of $w_{sat}(L_{\perp})$ for $\mu = 0.1$ (which is seen to change its slope in a log-log plot), it becomes clearer if we look at higher moments of the $h(\mathbf{x}_{\perp}, t)$ distribution, e.g. the skewness, $\mathcal{S} = \langle (h(\mathbf{x}_{\perp}, t) - \bar{h})^3 \rangle / w^{3/2}(t)$ and the kurtosis, $\mathcal{K} = \langle (h(\mathbf{x}_{\perp}, t) - \bar{h})^4 \rangle / w^2(t) - 3$ when $t \rightarrow \infty$. Both approach the Gaussian asymptotic regime given by Eq. (3) (i.e. $\mathcal{S} = \mathcal{K} = 0$) when $L_{\perp} \rightarrow \infty$. Non-Gaussian fluctuations in the system are due to the vague definition of the interface for small values of μ and l . In Fig. 1b,c we show different snapshots of the stable domain calculated through the coarse-grained density, $\rho_l(\mathbf{x})$. It is apparent that when the number of particles inside the domain D_l is small, the definition of interface is vague and contains large steps (or large slopes) which give non-Gaussian fluctuations in $h(\mathbf{x}, t)$ at small length scales. Nevertheless these *intrinsic fluctuations* of the interface are bounded and restricted to small length scales. The measured roughness is naturally decomposed into contributions due to intrinsic fluctuations, w_i , and long-wavelength fluctuations w_0 [18,19]

$$w^2(L, t) = w_i^2 + w_0^2(L, t), \quad (5)$$

where w_i is a non-universal constant that depends on the number of particles, n_l , inside the domain D_l used to determine the interface. Direct fit to a power law of expression (5) when $t \rightarrow \infty$ give lower values of the exponent α , while we recover $\alpha = 1/2$ when fitting the data in Fig. 3 using expression (5) and assuming that $w_0 \sim L^{\alpha}$, showing that long-wavelength fluctuations are

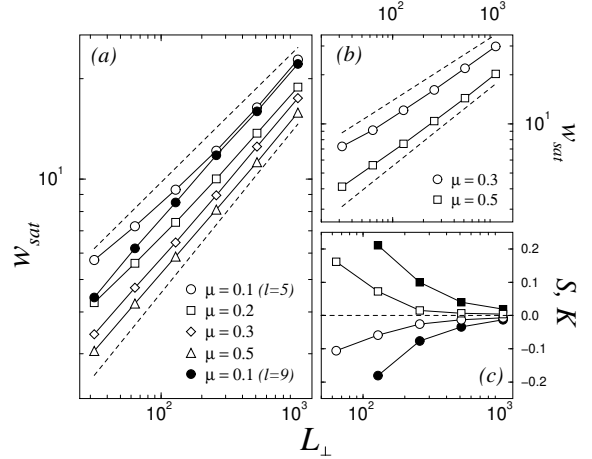


FIG. 3. (a) Roughness as a function of L_{\perp} for $d = 2$. Dashed lines correspond to power laws L_{\perp}^{α} with $\alpha = 0.4$ and $\alpha = 1/2$. Error bars are smaller than the symbol size. (b) Same as in (a) but for the directed percolation model with $c = 0.1$. (c) Skewness (circles) and kurtosis (squares) as a function of L_{\perp} for $\mu = 0.1$ (full symbols) and $\mu = 0.5$ (open symbols). Error bars are about 0.05 but have been omitted for clarity reasons.

indeed described by the KPZ equation in d_{\perp} dimensions. In order to reduce the effect of the intrinsic width, we can increment the size of the domain and/or the value of μ , as we can see in Fig. 3, where a direct fit to a power law of the data for $\mu = 0.1$ and $l = 9$ gives $\alpha = 0.47 \pm 0.01$. In this sense, n_l plays the role of a *noise-reduction parameter*. The situation then is completely reminiscent of what happens in the Eden model [18] and has been also observed in many other reaction-diffusion systems [19].

In higher dimensions the situation is completely equivalent. In $d = 3$ we do observe a significant increase in the roughness with L_{\perp} , contrary to what was observed in [13]. The reason for this discrepancy is that the measured roughness in [13] is also a linear combination of the long-wavelength roughness $w_0(L_{\perp}, t)$ and the front width, ξ . In $d = 2$ we have $w_0(L_{\perp}, t) > \xi$, while in $d = 3$, $w_0(L_{\perp}, t) \simeq \xi$ (for the simulated values of L_{\perp}), and this is responsible for an apparent value of $\alpha_{d_{\perp}=2} \simeq 0$. Actually, using the structure factor $S(\mathbf{q}_{\perp}, t) = \langle \hat{h}(\mathbf{q}_{\perp}, t) \hat{h}(-\mathbf{q}_{\perp}, t) \rangle$ where $\hat{h}(\mathbf{q}_{\perp}, t)$ is the Fourier transform of $h(\mathbf{x}_{\perp}, t)$, we observe in Fig. 4 a crossover to the asymptotic scaling $S(\mathbf{q}_{\perp} \ll 1, t \rightarrow \infty) \sim q^{-d-2\alpha}$ with $\alpha_{d_{\perp}=2} = 0.393$ of KPZ equation [oscillations for $q > 1$ are due to artificial correlations in $h(\mathbf{x}, t)$ introduced by the coarse-grained density]. Finally, in $d = 4$ we observe two different behaviors: for small values of μ the roughness seems to saturate to a value independent of L_{\perp} while for $\mu = 0.5$ we recover the asymptotic prediction of Eq. (3), $\alpha_{d_{\perp}=4} = 0.313$ [14]. This difference may be due to the existence of a phase transition for the KPZ equation in $d_{\perp} > 2$, in which depending on the control parameter $g^2 = \lambda^2 \sigma D^{-3}$ the

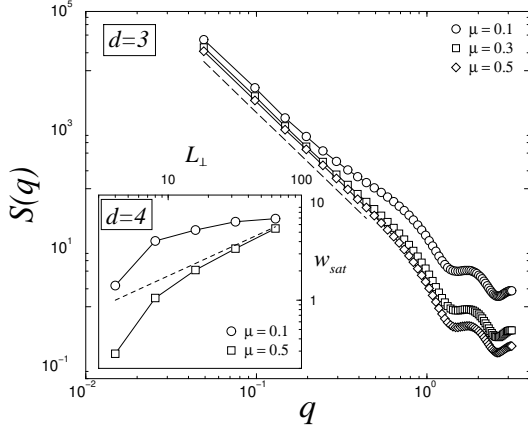


FIG. 4. Structure factor as a function of the wave number q for $d = 3$ and $L_{\perp} = 128$. Dashed line correspond to the KPZ prediction in $d_{\perp} = 2$, $S(q) \sim q^{-2+2\alpha}$ with $\alpha = 0.393$. Inset: Saturation roughness as a function of L_{\perp} in $d = 4$. Dashed line correspond to the power law L_{\perp}^{α} with $\alpha = 0.313$. Error bars are smaller than the symbol size.

interface is flat (for $g < g_c \simeq 6.28$) or rough (for $g > g_c$). Our results indicate that interface is flat for $\mu = 0.1$ (i.e. w^2 does not scale with L_{\perp}) while is rough for $\mu = 0.5$, although more simulations are necessary to confirm it.

We have also performed simulations for the $N = 1$ directed percolation model in which the decay $A \rightarrow \emptyset$ is allowed with rate c . The model presents a non-trivial phase transition for finite values of μ and c from an active ($\rho_{eq} \neq 0$) to an absorbing state ($\rho = 0$) for $d \leq 4$ [20]. In this case, the mesoscopic dynamics of the system are given by [5,9]

$$\frac{\partial \rho}{\partial t} = D \nabla^2 \rho + k_1 \rho - k_2 \rho^2 + \sqrt{k_3 \rho} \eta(\mathbf{x}, t), \quad (6)$$

where the only difference with (2) being the form of the noise term. Away from the transition point (which for fixed value of $c = 0.1$ occurs when $\mu = 0.22 \pm 0.01$), interface fluctuations behave similarly to the previous model (see Fig. 3b), confirming that our results do not depend on the specific choice of the microscopic rules, as long as the mean-field limit of them coincides with (1).

In this paper we have studied two microscopic stochastic realizations of the Fisher's equation with $N = 1$. It has been shown that with a proper definition of the interface, its long-wavelength fluctuations are fully described within the KPZ scaling in d_{\perp} substrate dimensions. Thus, for $d \leq 4$ there is not an upper critical dimension above which (1) is valid. Only for $d = 4$ the interface seems to undergo a phase transition between a flat interface [which now can be explained by (1)] and a rough phase, depending on the microscopic parameters.

Finally, we comment on the possibility to observe the conjecture proposed in [16] using microscopic reaction-diffusion systems. It is possible to argue that the results

in this paper deviate from those of the conjecture because the limit $N \rightarrow \infty$ in which the Eq. (1) is valid has not been reached. Thus for large values of $N < \infty$ [21] we should be able to observe a crossover to the proposed universality class in [16]. However, the conjecture requires that the noise term scales as $\rho \eta(\mathbf{x}, t)$ when $\rho \rightarrow 0$ which we call *multiplicative noise*. This type of noise can be obtained, for instance, assuming that the reaction rates fluctuate in time due to environmental variations (external noise). As argued in [22], *it is impossible to find such a noise in a microscopic reaction-diffusion model*. For example, in the models analyzed here, the noise term scales like $\rho^{1/2} \eta(\mathbf{x}, t)$ for $\rho \rightarrow 0$ [see Eqs. (2) and (6)]. Thus, even if the parallel dimension is relevant to determine the interface properties of the front for large values of N , we expect internal fluctuations to give a different universality class than the one proposed in [16].

We thank J. L. Cardy for illuminating discussions and A. Buhot, R. Cuerno, J. P. Garrahan, W. van Saarloos and G. Tripathy for useful comments. This work has been supported by EPSRC Grant No. GR/M04426 and EU Grant No. HPMF-CT-2000-00487.

Note added: After completion of this paper we became aware of a recent preprint, R. A. Blythe and M. R. Evans, cond-mat/0104393, in which a similar crossover is found for a model in the directed percolation universality class of (6) in $d_{\perp} = 1$.

†E-mail address: e.moro1@physics.ox.ac.uk

- [1] D. A. Kessler and H. Levine, *Nature* **394**, 556 (1998).
- [2] E. Brunet and B. Derrida, *Phys. Rev. E* **56**, 2597 (1997).
- [3] J. Armero, J. Casademunt, L. Ramírez-Piscina and J. M. Sancho, *Phys. Rev. E* **58**, 5494 (1998).
- [4] J. García-Ojalvo and J. Sancho, *Noise in spatially Extended Systems* (Springer-Verlag, New York, 1999).
- [5] J. L. Cardy and U. C. Täuber, *J. Stat. Phys.* **90**, 1 (1998), and references therein.
- [6] R. A. Fisher, *Ann. Eugenics* **VII**, 355 (1936); J. D. Murray, *Mathematical Biology*, (Springer, Berlin, 1989).
- [7] E. Ben-Jacob, H. Brand, G. Dee, L. Kramer, and J. S. Langer, *Physica D* **14**, 348 (1985). W. van Saarloos, *Phys. Rev. A* **39**, 6367 (1989); G. C. Paquette, L.-Y. Chen, N. Goldenfeld, and Y. Oono, *Phys. Rev. Lett.* **72**, 76 (1994).
- [8] C. W. Gardiner, *Handbook of Stochastic Methods*, (Springer, Berlin, 1996).
- [9] M. Doi, *J. Phys. A* **9**, 1479 (1976); L. Peliti, *J. Phys. (Paris)* **46**, 1469 (1985); D. C. Mattis and M. L. Glasser, *Rev. Mod. Phys.* **70**, 979 (1998).
- [10] L. Pechenik and H. Levine, *Phys. Rev. E* **59**, 3893 (1999).
- [11] M. Kardar, G. Parisi, and Y.C. Zhang, *Phys. Rev. Lett.* **56**, 889 (1986).
- [12] A.-L. Barabási and H. E. Stanley, *Fractal concepts in surface growth* (Cambridge Univ. Press, Cambridge, 1995); J. Krug, *Adv. Phys.* **46**, 129 (1997).
- [13] J. Riordan, C. R. Doering and D. ben-Avraham, *Phys. Rev. Lett.* **75**, 565 (1995).

- [14] E. Marinari, A. Pagnani, G. Parisi, J. Phys. A: Math. Gen. **33**, 8181 (2000).
- [15] G. Tripathy and W. van Saarloos, Phys. Rev. Lett. **85**, 3556 (2000).
- [16] G. Tripathy, A. Rocco, J. Casademunt and W. van Saarloos, cond-mat/0102250
- [17] C. R. Doering, M. A. Burschka, and W. Horsthemke, J. Stat. Phys. **65**, 953 (1991);
- [18] D. E. Wolf and J. Kertész, J. Phys. A **20**, L257 (1987); J. Kertész and D. E. Wolf, *ibid.* **21**, 747 (1988).
- [19] M. Tammaro and J. W. Evans, J. Chem. Phys. **108**, 762 (1998); F. Chávez *et al.*, *ibid.* **110**, 8119 (1999).
- [20] See H. Hinrichsen, Adv. Phys. **49**, 815 (2000) for a recent review of directed percolation and related work.
- [21] Note that N has to be finite, because in the limit $N \rightarrow \infty$, noise terms in (2) and (6) vanish and hence the interface does not fluctuate.
- [22] M. J. Howard and U. C. Täuber, J. Phys. A: Math. Gen. **30** 7721 (1997); M. A. Muñoz, Phys. Rev. E **57**, 1377 (1998).