

The band structure of MgB_2 with different lattice constants

Xiangang Wan, Jinming Dong, Hongming Weng and D. Y. Xing

Group of Computational Condensed Matter Physics, National Laboratory of Solid State Microstructures and Department of Physics, Nanjing University, Nanjing 210093, P.R.China

Abstract

We report a detailed study of the electronic structure of the MgB_2 with different lattice constants by using the full-potential linearized augmented plane wave(FPLAPW) method. It is found that the lattice parameters have great effect on the σ band of Boron. Our results indicate that increasing lattice constant along the c axis will increase the density of states(DOS) at the Fermi level, making the σ band upward shift, and increasing hole number in the σ band. So, the superconducting transition temperature T_c will be raised correspondingly. Changing the lattice constant along a axis has an opposite effect to that of along c axis. Our result is in agreement with experiment. A possible way of searching for higher T_c superconductor has been indicated, i.e., making MgB_2 to have longer c axis and shorter a , b axis by doping.

PACS Number : 74.25.Jb, 74.70.Ad

The discovery of superconductivity in magnesium diboride (MgB_2)[1,2] has stimulated world wide excitement. The superconducting transition temperature for MgB_2 ($T_C \approx 39$ K) exceeds by almost two times the record values of T_C for conventional $B1$ - and $A15$ -type intermetallic superconductors (SC)[3], which is by far the highest if we exclude copper oxides and C_{60} based materials. As distinct from the high-temperature superconductor, MgB_2 has an exclusively simple composition and crystal structure[4]. The B isotope shift of T_c reported by Bud'ko [5] and most other early experimental data[6] suggests conventional BCS strong-coupling s-wave electron-phonon (EP) pairing. These examples suggest there are important aspects of two dimensionality (2D) for conventional superconductors that are yet to be understood.

Band structure calculations show that the compound is not only quite ionic with a reasonable DOS, but also has strong covalent B-B bonding (the bonding-antibonding splitting due to in-plane B-B hopping is about 6 eV) and thus exhibits strong electron-phonon interactions[7, 8, 9]. Interestingly, unlike carbides and nitrides, and similar to metallic hydrogen, electrons at the Fermi level (and below) are predominantly B-like. Mg s -states are pushed up by the B p_z orbitals and fully donate their electrons to the boron-derived conduction bands. Hirsch used hole-superconductivity model to explain the high temperature superconductivity in MgB_2 as driven by undressing of hole carriers in the planar boron $p_{x,y}$ orbitals in the negatively charged B^- planes[10]. The model by Hirsch predicts a positive pressure effect on T_c . However, high pressure studies show negative pressure coefficient of T_c [11, 12]. Based on an estimate of phonon frequencies and band structure calculations, Kortus et al[8] explain the superconductivity in MgB_2 as a result of strong electron-phonon coupling and An and Pickett[7] attributed it to the behavior of $p_{x,y}$ -band holes in negatively charged boron planes. Many authors[7-9] emphasize the most significant role of metallic B states in the appearance of superconductivity. According to the McMillan formula for T_C [13], the high transition temperature is probably due to a high density of states at the Fermi level, $N(E_F)$, high averaged electron-ion matrix elements, as well as high phonon frequencies, which increase for light elements and depend on $B - B$ and $M - B$ bonding.

Theory predicts the T_c will have a large change by changing lattice constant or by doping. Some experiments concerning substitutions on the Mg site have been done[14, 15]. Substitution of Al leads, apart from doping with electrons, to the compression of the structure due to the difference of the ionic radius of Al and Mg. The compression is anisotropic and an Al content of $x=0.1$ leads to a structural instability. The rate of compression along the c axis is about twice as much as along the a axis[14]. Both hole doping by substitution of Li^+ [15], and electron doping by substitution of Al^{3+} [14] for Mg^{2+} led to a decrease of T_c . In fact, Al doping will destroy bulk superconductivity when the Al content x is larger than 0.3[14]. There are also many experiments concerning Boron sublattice doping[16]. The lattice parameter a decreases almost linearly with increasing carbon content x , while the c parameter remains unchanged, indicating that carbon is exclusively substituted in the Boron honeycomb layer without affecting the interlayer interactions. The T_c also decreases quasilinearly as a function of the carbon concentration. Recent experiment had also found BiB_2 is not a superconductor[17]. BiB_2 and MgB_2 are isoelectronic and isostructural. So, the basic change is due to structural factors: changes in lattice parameter, a , and interatomic distance, c/a . Recently, high pressure studies show T_c will decrease with increasing pressure[11, 12]. Compression will decrease both lattice constant a and c , but which one of them is responsible for the T_c decreasing is not yet known. So, it is very interesting to investigate the variation of Boron band structure, especially the π and σ band, as a function of lattice constants a and c .

We have used the highly accurate all-electron full-potential linear augmented plane wave method[18, 19]. The standard local density approximation to the electron exchange-correlation potential was used together with the generalized gradient corrections of Perdew[20]. The muffin-tin sphere radii (R) of 2.00 a.u. and 1.50 a.u. were chosen for the Mg and B atoms, respectively, with cutoff $\text{RK}_{max}=8.0$.

MgB_2 is isomorphous with AlB_2 [4]; the lattice constants of the hexagonal unit cell are $a_0=3.0834$ and $c_0=3.5213$ Å. From the existing experiments we can see that high hydrostatic pressure has an anisotropic influence along a and c . The compression along the c axis is

64% larger than along a axis, which is in line with the weaker Mg-B bond[21]. Thermal compression along c axis is about twice the one along the a axis. So, we fix $a=3.0834\text{\AA}$, and let the lattice constant c change. The total energy-vs- c relation has been shown at Fig.1. It can be seen from Fig.1 that $c=3.5213\text{\AA}$ with the lowest total energy, which agrees with the experimental result.

The band structure of MgB_2 is shown in Fig.2. From it we can see that there are two kinds of bands: the σ and π band. Both of them are contributed by Boron. The σ band along Γ -A is double degenerate. Change of lattice constant will not change the symmetry, and so will not change its character. We found when $c=1.4c_0$ ($c_0=3.5213\text{\AA}$), the σ band has a very slight dispersion along Γ -A. With decreasing c , the σ band dispersion along Γ -A will increase. It means that increasing the c will increase the 2D character of the σ band. It is very easy to understand, if c approaches ∞ , the MgB_2 becomes an exact 2D B_2 layer. Another evident change is that when we increase the c , the σ band will upward shift. For $c=0.8c_0$, the σ band is below the Fermi surface, and the σ bonding state is completely filled. For $c=0.9c_0$, the σ band will cross the Fermi surface at Γ point. With increasing c , the σ band will continue to upward shift, and so there will have more and more holes in σ band. Comparing with σ band upward shift, the π band of Boron will shift downward.

We have also studied the effect of lattice constant a on the electronic structure, and found its effect is reversal with c . When $c=0.8c_0$ and $a=a_0$, the σ band is below Fermi surface. Fixing c and decreasing the a , the σ band will move upward. From Fig.2(d), we can see that, when $c=0.8c_0$ and $a=0.9a_0$, its σ band lies higher than it in Fig.2(a), and there are holes in the σ band. Compression will decrease both the a and c . But σ bond of B-B is much stronger than the Mg-B bond, so its main influence is to decrease c [21]. So, we can conclude that compression will make σ band downward shift and decrease the holes number in σ band.

We have also studied the relationship between the density of states at Fermi level(N_f) and the lattice constants, which is shown in Fig.3. We find that the N_f will increase when we increase the lattice constant c . It is in agreement with other theoretical result[22]. Many

theories and experiments show that the MgB_2 is a BCS-like superconductor. So the electron-phonon coupling constant, λ , which enters the BCS equation, is very important[13]. It is proportional to N_f . Since the N_f will decrease with decreasing of the c axis, so the T_c will decrease, which agrees with experiments[11, 12]. The states at the Fermi level, responsible for superconductivity, show two different orbital characters: $p - \sigma$ bonding (column-like FS around $\Gamma - A$) and p_z , which has π -bonding and antibonding characters on the basal and on the top ($k_z = \pi/c$) planes, respectively. Which one of them is the most important for the superconductivity is not yet known. In order to answer this question, we calculate the DOS of π and σ band of MgB_2 with different lattice constants c . We find that with c increasing the $N_f(\sigma)$ will also increase, but oppositely, the $N_f(\pi)$ will decrease. So, we can say that the σ band of Boron plays more important role in its superconductivity than the π band.

In summary, we calculate the electronic structure of the MgB_2 with different lattice constants. Our results show that increasing lattice constant c will increase the DOS at the Fermi level, making the σ band upward shift, and increasing hole numbers in σ band. The σ band of Boron plays larger role in its superconductivity than the π band. So, decreasing c will decrease the T_c . The effect of changing the a is in opposition to that of changing the c . If the c is the same, shorter a will have higher T_c . The main influence of compression is to decrease c , so compression will decrease the T_c , which is in agreement with the experiment[11, 12]. So, a possible way of searching for higher T_c superconductor should be doping MgB_2 , making it have longer lattice constant c and shorter lattice constant a , b . Another possible way is to select a suitable substrate, which can make the MgB_2 film have longer c and shorter a , b .

V. Acknowledgments

The authors acknowledge support in this work by a grant for State Key Program of China. The numerical calculations in this work have been done on the SGI Origin - 2000 computer in the Group of Computational Condensed Matter Physics, in the National Laboratory of Solid State Microstructures, Nanjing University.

REFERENCES

- [1] R. J. Cava; Nature **410**, 23 (2001).
- [2] J. Nagamatsu, N. Nakagawa, T. Muranaka, Y. Zenitani and J. Akimitsu; Nature **410**, 63 (2001).
- [3] S. V. Vonsovsky, Y. A. Izumov, and E. Z. Kurmaev; Superconductivity of Transition Metals, Alloys and Compounds, Springer, Berlin, (1982).
- [4] M. E. Jones and R. E. Marsh; J. Am. Chem. Soc. **76**, 1434 (1954).
- [5] S. L. Bud'ko, G. Lapertot, C. Petrovic, C. E. Cunningham, N. Anderson, and P. C. Canfield; Phys. Rev. Lett. **86**, 1877 (2001).
- [6] D. K. Finnemore et al., Phys. Rev. Lett. **86**, 2420 (2001); G. Rubio-Bollinger et al., cond-mat/0102242; B. Lorenz et al., cond-mat/0102264; P. C. Canfield et al., Phys. Rev. Lett. **86**, 2423 (2001); A. Sharoni et al., cond-mat/0102325; H. Kotegawa et al., cond-mat/0102334.
- [7] J. M. An and W. E. Pickett; Phys. Rev. Lett. May 7 (2001).
- [8] J. Kortus, I. I. Mazin, K. D. Belashenko, V. P. Antropov and L. L. Boyer, Phys. Rev. Lett. May 7 (2001).
- [9] K. D. Belashenko, M. van Schilfgaarde and V. P. Antropov, cond-mat/0102290 (2001); T. Yildirim et al., SUBMITTED TO SCIENCE.
- [10] Hirsch, cond-mat/0102115 (2001).
- [11] B. Lorenz, R. L. Meng and C. W. Chu; submit to PRB (2001).
- [12] M. Monteverde et al., Science **292**, 75 (2001).
- [13] W. L. McMillan, Phys. Rev. **167**, 331 (1968).
- [14] J. S. Slusky et al., Nature **410**, 343 (2001).

- [15] Y. G. Zhao et al., cond-mat/0103077 (2001).
- [16] S. Zhang et al., cond-mat/0103203; T. Taken, et al., cond-mat/0103241; J. S. Ahn, and E. J. Choi, cond-mat/0103169 (2001).
- [17] I. Felner, cond-mat/0102508 (2001).
- [18] D. J. Singh, *Planewaves, Pseudopotentials, and the LAPW Method* (Kluwer Academic, Boston, 1994).
- [19] P. Blaha, K. Schwarz, and J. Luitz, WIEN97, Vienna University of Technology, 1997; P. Blaha, K. Schwarz, P. Sorantin, and S. B. Trickey, Comput. Phys. Commun. **59**, 399 (1990).
- [20] J. P. Perdew *et al.*, Phys. Rev. B **46**, 6671 (1992); J. P. Perdew, K. Burke, and M. Ernzerhof, Phys. Rev. Lett. **77**, 3865 (1996).
- [21] J. S. Slusky, D. G. Hinks, S. Short; cond-mat/0103069 (2001).
- [22] I. Loa and K. Syassen, accepted by Solid State Commun.

Figure Captions

Figure 1 The total energy of MgB_2 as a function of lattice parameter c/c_0 . $c_0 = 3.5213\text{\AA}$.

Figure 2 The band structure of MgB_2 with different lattice constants. The circles represent the Boron σ band. $a_0 = 3.0834\text{\AA}$, $c_0 = 3.5213\text{\AA}$. (a) $a=a_0$, $c=0.8c_0$; (b) $a=a_0$, $c=c_0$; (c) $a=a_0$, $c=1.4c_0$; (d) $a=0.9a_0$, $c=0.8c_0$.

Figure 3 Density of states for MgB_2 with different lattice constants, $c/c_0=0.8, 1.0$ and 1.4 .

Fig1

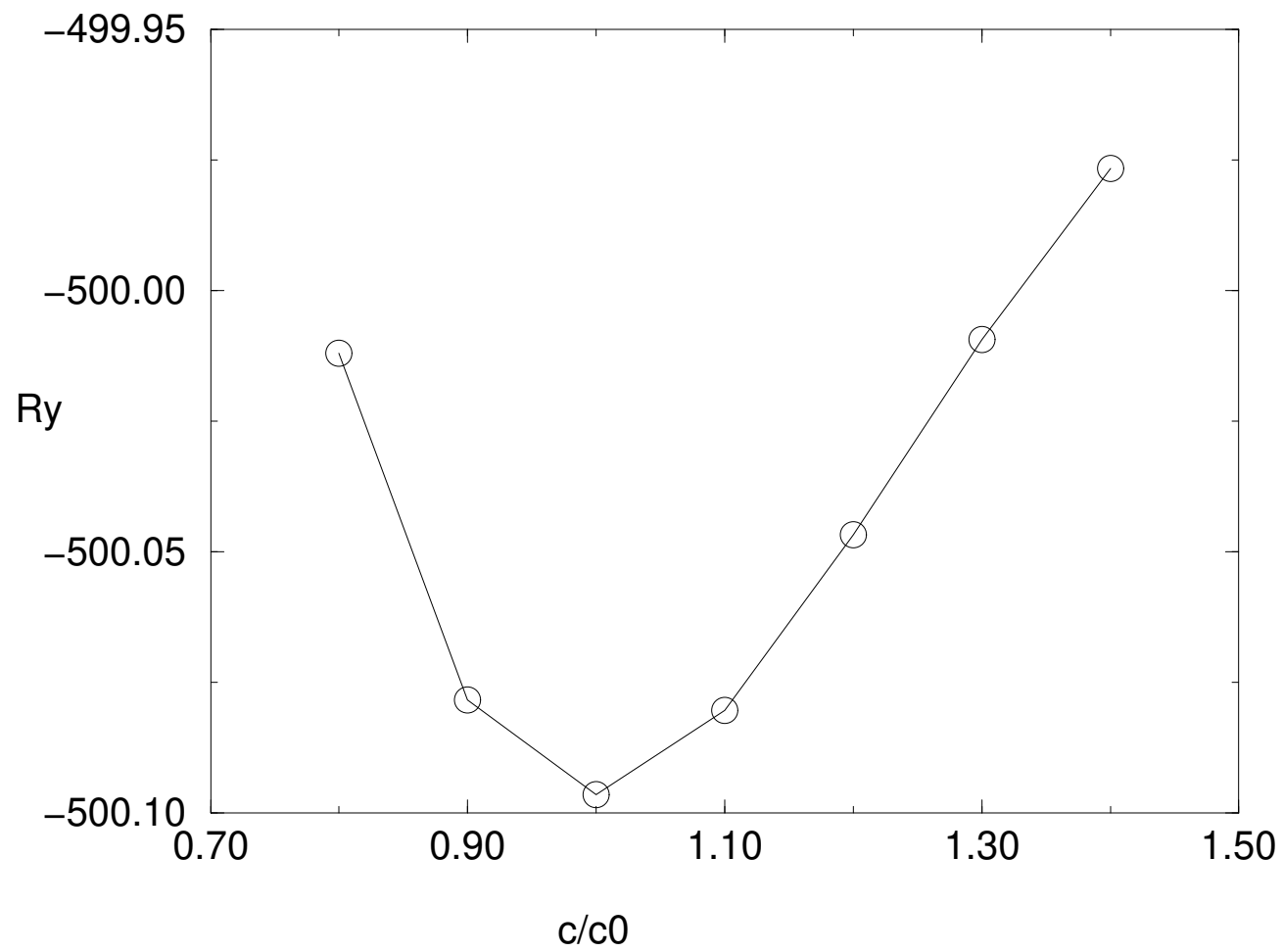


Fig2a

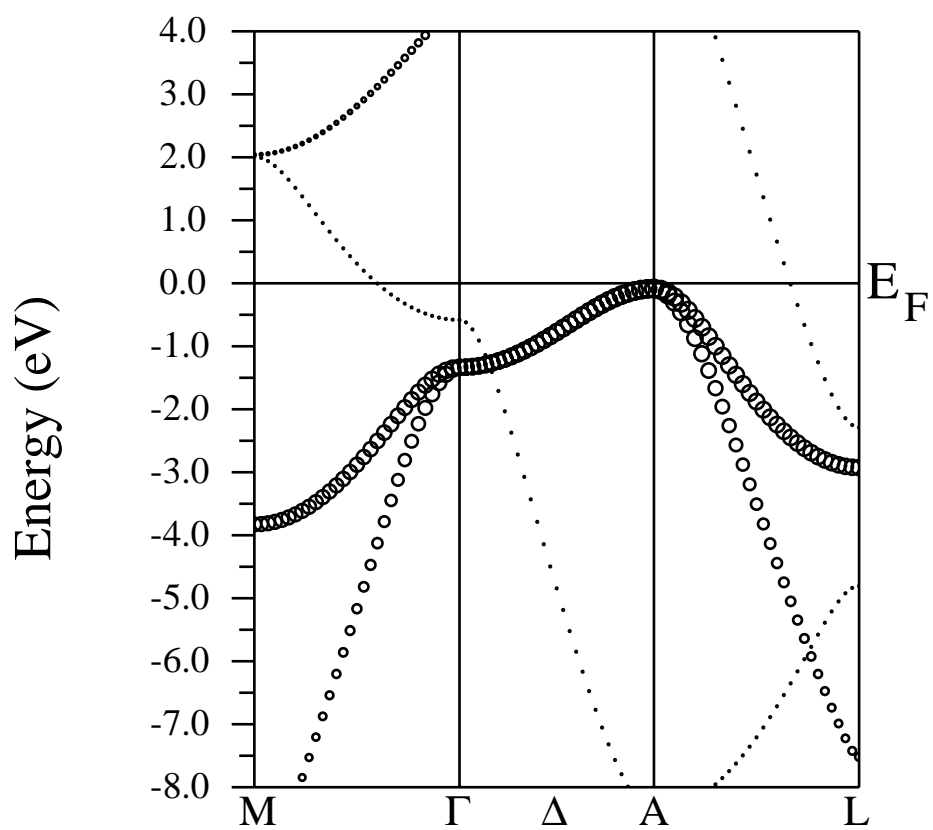


Fig2b

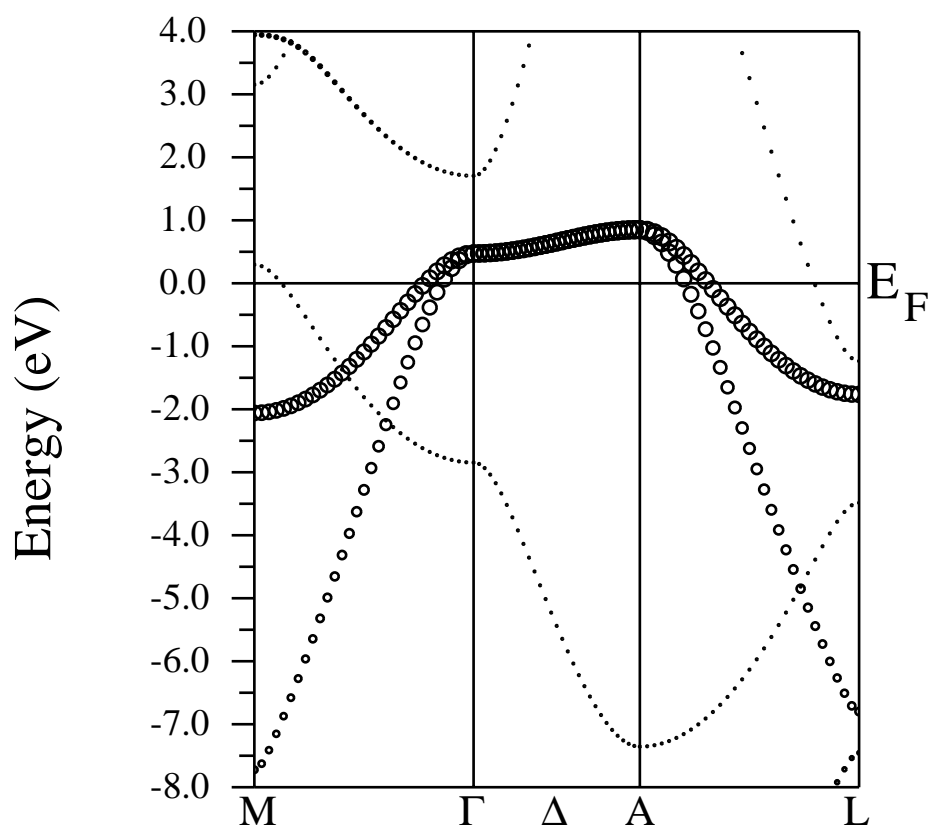


Fig2c

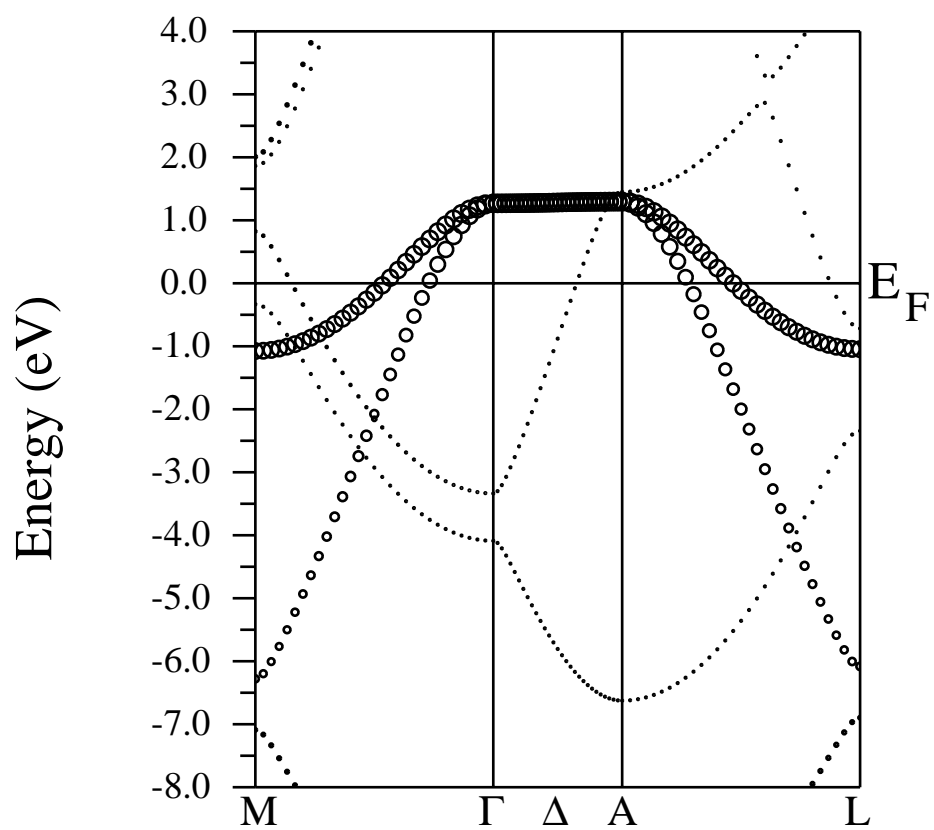


Fig2d

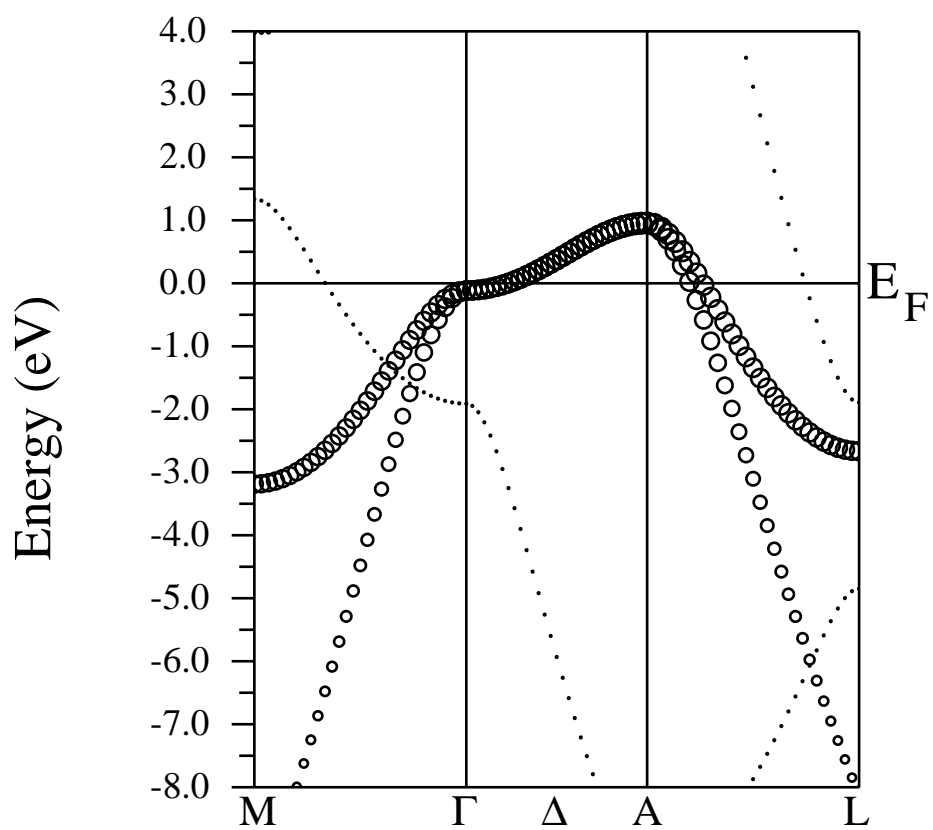


Fig3

