

Shuttle Instability due to Resonant Tunneling of Electrons

D. Fedorets, L.Y. Gorelik, R.I. Shekhter, M. Jonson

*Department of Applied Physics, Chalmers University of Technology
and Göteborg University, S-412 96 Göteborg, Sweden*

(February 22, 2019)

The effect of the coupling between mechanical vibrations of the dot placed between two leads and resonant tunneling of electrons through a single level in the dot has been studied by means of the nonequilibrium Keldysh formalism. We have found that at voltages exceeding a certain critical value dynamical instability occurs and mechanical vibrations of the dot develop into a stable limit cycle. Current-voltage characteristics for the case of such developed regime were calculated and were found to be in a good agreement with the recent experiment with the single C_{60} -molecule transistor [Park et al., *Nature* **407**, 57 (2000)].

Nanoelectromechanics [1,2] is a new quickly developing field in condensed matter physics. A coupling between strongly pronounced mesoscopic features of the electronic degrees of freedom (such as quantum coherence and quantum correlations) and deformational degrees of freedom of material produces strong mechanical effects on the nanometer scale. The mesoscopic force oscillations in nanowires [3] observed a few years ago is an example of such a phenomenon. An investigation of the artificially-made nanomechanical devices where an interplay between the single-electron tunneling and the local mechanical degree of freedom significantly controls the electronic transport is another line of nanoelectromechanics [4–7].

One of nanomechanical systems of this kind is the self-assembled single-electron transistor where a new electromechanical phenomenon was recently suggested [8]. It was predicted that a small metallic grain attached to two metallic electrodes by elastically deformable links becomes unstable and vibrations of the center of mass of the grain develop if a finite voltage is applied to the leads. A new mechanism of the charge transfer appearing in this system is one of the results of such electromechanical instability. An essential assumption made in [8] is a strong relaxation establishing a local equilibrium electronic distribution in each of the conductors (orthodox theory of Coulomb blockade [9,10]). Such a relaxation, destroying any phase coherence between electronic tunneling events, makes the whole electromechanical evolution to be a classical problem. It is clear that such an incoherent approach should fail if the size of the grain is diminishing. Firstly, a decrease of the grain size results in a decrease of its mass and consequently in an increase of the frequency of the mechanical vibrations which, for nanometer-size clusters becomes of the order of $10^{11} \div 10^{12} \text{ s}^{-1}$ and might exceed the frequency of the electron relaxation in the grain. Secondly, the electronic level spacing in a nanometer-size grain $\delta \sim \epsilon_F/N$, (N is the number of electrons) can be of the order of 10 K and exceeds the operational temperatures. In such a situation the electronic tunneling between the leads should be considered as a coherent process. What is more, the possible strong tunnel coupling between electronic states in the grain and in the leads must be included. Such a coupling results in strong quantum fluctuations of the charge in the grain.

All the above reasons fundamentally differ the electronic transport through the nanometer size movable cluster from the orthodox scenario. The non-trivial question then arises of whether or not the coherent electronic tunneling through a movable dot causes the electromechanical instability. Such a question is of a notable practical significance in the view of the recent experiment [11], where the current through the so-called single- C_{60} -molecule transistor were measured and anomalies (including a few equidistant step-like features) in I-V curves were observed. The current steps, corresponding to unusually (for C_{60} energy spectrum) small energy transfers were interpreted in [11] as the manifestation of the coupling between an electronic tunneling and the center of mass vibrational degree of freedom of the molecule similar to suggested in [8]. This idea was elaborated in [12] within an approximation which ignores coherence in both the electron tunneling and vibrational dynamics of the system. Such an approximation corresponds to a known picture of the phonon assisted tunneling and gives a steplike multi-phonon structure on the I-V curve which is very sensitive to the strength of the electrostatic coupling between the molecule charge and the vibrational degree of freedom. There are however important features of the experiment forcing us to question the phonon assisted tunneling scenario as possible interpretation of [11]. Large magnitude of the “phonon-assisted” current jump (up to 50 % of the “elastic current”), which would imply large strength of the electron-phonon coupling should produce pronounced jumps corresponding to multy phonon processes which were not observed in the experiment. Moreover an absense of the current saturation at large bias voltages is apparently contradict the picture of the phonon assisted tunneling.

In this letter we would like to emphasize that under the condition of the experiment when only one electronic level

and only a few vibrational levels are energetically relevant the phase coherence in both electronic and phonon systems is of a crucial importance. We will show that such system is unstable with respect to the accumulation of a large amount of coherent phonons in one vibrational state which results in creation of “classically resolved” vibrations of the molecule. Such mechanical instability is similar in its nature to the shuttle instability predicted for the system where tunneling of noncoherent electrons in and out of the Coulomb dot with nonquantized electronic spectrum was the source of charge fluctuations coupled to the mechanical displacement of the dot.

To investigate the influence of the above electromechanical coupling we consider a model system consisting of a movable quantum dot placed between two bulk leads as shown in Fig. 1.

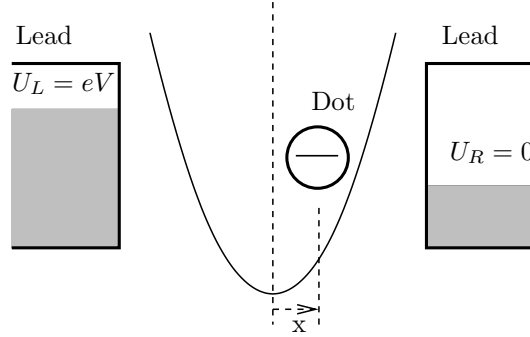


FIG. 1. Model system consisting of a movable quantum dot placed between two leads. An effective elastic force acting on the dot from the leads is described by the parabolic potential. Only one single electron state is available in the dot and electrons in each lead are non-interacting ones with a constant density of states.

An effective elastic force acting on the dot from the leads is described by the parabolic potential. We assume that only one single electron state is available in the dot and electrons in each lead are non-interacting ones with a constant density of states. At the same time we treat the motion of the grain classically. A Hamiltonian of the electronic part of the system is $H = H_L + H_D + H_T$, where H_L describes electrons in the leads, H_D describes the energy level in the dot shifted due to the voltage induced electric field and H_T describes tunneling between the leads and the dot:

$$H_L = \sum_{\alpha, k_\alpha} (\epsilon_{k_\alpha} - \mu_\alpha) a_{k_\alpha}^\dagger a_{k_\alpha}, \quad \mu_{L,R} = \mu \pm eV/2 \quad (1)$$

$$H_D = [\epsilon_0 - eEx(t)] c^\dagger c \quad (2)$$

$$H_T = \sum_{\alpha, k_\alpha} T_\alpha(t) (a_{k_\alpha}^\dagger c + c^\dagger a_{k_\alpha}), \quad T_{L,R} = \tau_{L,R} e^{\mp \frac{x(t)}{\lambda}}. \quad (3)$$

where $\alpha = L, R$ is the lead index, $e < 0$ is the electron charge, V is an applied voltage, $E = V/d$ is the voltage induced electric field, d is an effective distance between the leads, $a_{k_\alpha}^\dagger$ creates an electron with momentum k_α in the corresponding lead, x is a displacement of the dot, c^\dagger creates an electron in the dot. The evolution of the electronic subsystem is determined by the Lioville-von Neumann equation for the statistical operator $\rho(t)$:

$$\partial_t \rho(t) = -i[H, \rho(t)] - \quad (4)$$

The center of mass motion of the dot is governed by the Newton's equation

$$M\ddot{x} + kx = F - F_0 \quad (5)$$

where M is the mass of the grain, k is a constant characterizing the strength of the harmonic potential, $F \equiv - \langle \partial H / \partial x \rangle$, $\langle \bullet \rangle \equiv \text{Tr}\{\rho(t)\bullet\}$ and F_0 is a force acting on the dot in the stable regime. The force F in the RHS of Eq. 5 is due to the coupling to the electronic subsystem and consists of two terms

$$F = -ieEG^<(t, t) + 2\lambda^{-1} \sum_{\alpha, k_\alpha} (-1)^\alpha T_\alpha \text{Im}[G_{k_\alpha}^<(t, t')] \quad (6)$$

where $G^<(t, t') \equiv i < c^\dagger(t')c(t) >$ and $G_{k_\alpha}^<(t, t') \equiv i < a_{k_\alpha}^\dagger(t')c(t) >$ are the “lesser” correlation functions and $\alpha = 0, 1$ for the left(right) lead. The first term describes an electrical force acting on the charge in the dot and the second one is an exchange force, which appears due to the position dependence of the tunneling matrix elements $T_{L,R}$.

The force F depends on the correlation functions $G^<(t, t')$ and $G_{k_\alpha}^<(t, t')$, which we compute by using nonequilibrium Keldysh formalism [13]. As a result we obtain the general expression for the force F

$$F = \sum_{\alpha} \rho_{\alpha} \int_{-\infty}^{\infty} d\epsilon f_{\alpha} \{ eE |B_{\alpha}|^2 + \frac{2}{\lambda} (-1)^{\alpha} T_{\alpha} \text{Re}[B_{\alpha}] \} \quad (7)$$

where

$$B_{\alpha}(\epsilon, t) = -i \int_{-\infty}^t dt_1 T_{\alpha}(t_1) e^{i(\epsilon - \epsilon_0)(t - t_1)} \exp \left\{ \int_{t_1}^t dt_2 [ieEx(t_2) - \pi \sum_{\alpha} \rho_{\alpha} T_{\alpha}^2(t_2)] \right\}, \quad (8)$$

ρ_{α} is the density of states in the corresponding lead and $f_{\alpha}(\epsilon) = [\exp(\beta(\epsilon - \mu_{\alpha})) + 1]^{-1}$.

The difference between present approach and one considered in [13] is that dynamics of classical fields is not given one but should be found self-consistently from Eq. (5). An important question is whether or not a mechanical stability is violated by resonant tunneling of electrons.

To investigate stability of the equilibrium position of the dot, which for simplicity is chosen to be $x = 0$, we expand the RHS of Eq. (5) to the first order with respect to the displacement x . The corresponding dispersion equation for the frequency has the following form: $w^2 - (w_0^2 - w_1^2) = -D_w/M$, where in the case of a symmetrical junction D_w is given by [14]

$$D_w = -\frac{\Gamma}{4\pi} \sum_{\alpha} \int_{-\infty}^{\infty} d\epsilon |eEG_0^+ + \frac{(-1)^{\alpha}}{\lambda}|^2 (G_{w_0}^+ + G_{-w_0}^-) f_{\alpha} \quad (9)$$

$w_0^2 \equiv k/M$, $w_1^2 \equiv -\frac{\Gamma}{4M\pi\lambda^2} \int (G_0^+ + G_0^-)(f_L + f_R)d\epsilon$, $G_{\pm w}^{\pm}(\epsilon) \equiv [\epsilon \pm w - \epsilon_0 \pm i\Gamma/2]^{-1}$, $\Gamma \equiv \sum_{\alpha} \Gamma_{\alpha}$, $\Gamma_{\alpha} \equiv 2\pi\rho_{\alpha}\tau_{\alpha}^2$. Instability corresponds to the positive sign of the imaginary part of the frequency. When $D_w/(Mw_0) \ll 1$ and $w_1/w_0 \ll 1$ or $\Gamma \ll 1$ (as in the experiment) we obtain that $\text{Im}[w] \approx -\text{Im}[D_{w_0}]/(Mw_0)$. The analytical analysis can not be performed in the general case, but for a large symmetrically applied voltage and zero temperature one can show that $\text{Im}[D_{w_0}]$ is negative:

$$\text{Im}D_{w_0} \asymp -\frac{eEw_0\Gamma}{\lambda(w_0^2 + \Gamma^2)}, \quad U \rightarrow \infty. \quad (10)$$

Instability following from Eq. (10) is in contrast with behavior at low voltages where it can be shown that $\text{Im}[D_{w_0}]$ is positive. Therefore a finite threshold for the instability exists in the system. Such behavior is different from one known for a classical shuttle [8], where a finite dissipation of the vibrations of the dot is required for the threshold to appear. A simple expression for the threshold voltage can be found in case of the weak tunneling under the above condition: $eV_c = 2(\epsilon_0 + w_0)$. In general, situation is more complicated depending on the degree of the asymmetry of the tunnel junction and how the voltage applied.

To study how the instability develops we compute the energy pumping into the mechanical degree of freedom W during one period of oscillations with a constant amplitude A . Figure 2 shows how W depends on A^2 for different voltages. When an applied voltage is lower then the threshold voltage the energy W is negative for all amplitudes which corresponds to the stability of the equilibrium position. When the voltage is higher then the threshold voltage the energy W is positive for $0 < A < A_c(V)$ (which corresponds to the slow increase of the amplitude), negative at right vicinity of $A = A_c(V)$ (which corresponds to the slow decrease of the amplitude) and equal to zero at $A = A_c(V)$. This means that when the applied voltage exceeds the threshold the amplitude of the oscillation slowly increases until it develops into a stable limit cycle with the amplitude $A_c(V)$. In the developed regime it is the vibration induced inelastic tunneling of electrons that control the charge-transfer processes rather than elastic ones, and one can speak about new coherent shuttle regime of the charge transfer. As one can see from the Fig. 2, the amplitude of the limit cycle is of the order of $\lambda \sim 10nm$ and is considerably larger than the amplitude of zero oscillations of the grain, which for the C_{60} molecule in the experiment [11] is smaller than 1nm. This circumstance justifies the classical description of the mechanical degree of freedom.

To compare the current-voltage characteristics given by our model with the experimental ones [11] we compute the time-averaged current through the system in the regime of the developed oscillations with the amplitude A_c and

frequency w_0 . The current is computed in the same way as the force F [13] and has the following form in the lowest order with respect to Γ :

$$I = \frac{e\Gamma_L\Gamma_R}{\Gamma} \sum_{m=-\infty}^{+\infty} \{f_{L,m}\xi_L^{2m} - f_{R,m}\xi_R^{2m}\} J_m^2[A_c\eta] \quad (11)$$

where $\eta \equiv \sqrt{(eE/w_0)^2 - \lambda^{-2}}$, $\xi_\alpha \equiv -[(eE/w_0) + (-1)^\alpha/\lambda]/\eta$, $f_{\alpha,m} \equiv f_\alpha(\epsilon_0 + mw_0)$ and J_m is the Bessel function of the first kind.

I-V curves for the parameter values taken from the experiment [11] and different values of the effective distance d between the leads are shown in Fig. 3. Only a few equidistant steps appear in these I-V curves and the distance between them is given by the vibrational frequency which is in agreement with the suggestion made in [11], however the origin of the above steps is very different. The steps following the first one is due to developing of dynamical instability and transition into the shuttle regime of the charge transfer. Such instability can be considered as an excitation of a macroscopic number of the coherent vibrational quanta rather than single-quantum excitation in the picture of the phonon-assisted tunneling. We have to mention that our analysis of the coherent shuttling reveals significant dependance of the I-V curve structure on the position of the resonant level with respect to the chemical potential of the leads: a shift of the resonant level of the order of several vibrational quanta effects the number and heights of the steps in the I-V curve and its asymptotic behavior at high voltage [15]. It is the gate voltage that controls energy level position in experiment. However correct comparison with the gate voltage dependence can not be made before its role in the fullerene molecule deformation and molecule's geometrical shift is not clarified.

In conclusion we have studied the effect of a coupling between the resonant tunneling through single level in the dot and the vibrational motion of the dot. We have found that at voltages exceeding certain critical value dynamical instability occurs and mechanical vibrations of the center of mass of the dot develop into a stable limit cycle. The current-voltage dependence was found to be in a good agreement with the experiment [11]. The electromechanical instability occurs as a result of the coherent energy exchange between the vibrational degree of freedom and the nonequilibrium electronic subsystem. As the relaxation in the system increases, and life-time of the electronic states in the dot τ becomes finite, coherent character of the electromechanical pumping is destroyed and, in the limit $\tau^{-1} \gg \omega_0$, the classical picture of the shuttle instability [8] recovers. In the latter, the energy exchange between the electronic and mechanical subsystems is described by the time-dependent force acting on the charged dot. It is significant, that the coherent shuttle regime is more sensitive to the intensity of the electrostatic field, which defines the number of the energy quantum $\hbar\omega$ emitted or absorbed during a single transition event, than to the bias voltage.

- [1] M.L. Roukes, Technical Digest of the 2000 Solid-State Sensor and Actuator Workshop.
- [2] H.G. Craighead, *Science* **290**, 1532 (2000).
- [3] G. Rubio, N. Agraït, and S. Vieira, *Phys. Rev. Lett.* **76**, 2302 (1996).
- [4] S. Iijima, C. Brabec, A. Maiti, and J. Bernholc, *J. Chem. Phys.* **104**, 2089 (1996).
- [5] B.I. Jakobson, C.J. Brabec, and J. Bernholc, *Phys. Rev. Lett.* **76**, 2511 (1996).
- [6] A. Erbe, R.H. Blick, A. Tilke, A. Kriele, and J.P. Kotthaus, *Appl. Phys. Lett.* **73**, 3751 (1998).
- [7] H. Krömmel, A. Erbe, A. Tilke, S. Manus, and R.H. Blick, *Europhys. Lett.* **50**, 101 (2000).
- [8] L.Y. Gorelik, A. Isacsson, M. V. Voinova, B. Kasemo, R.I. Shekhter, and M. Jonson, *Phys. Rev. Lett.* **80**, 4526 (1998); A. Isacsson, L.Y. Gorelik, M.V. Voinova, B. Kasemo, R.I. Shekhter, and M. Jonson, *Physica B* **255**, 150 (1998).
- [9] R.I. Shekhter, *Sov. Phys. JETP* **36**, 747 (1973).
- [10] I.O. Kulik and R.I. Shekhter, *Sov. Phys. JETP* **41**, 308 (1975).
- [11] H. Park, J. Park, A.K.L. Lim, E.H. Anderson, A.P. Alivisatos, and P.L. McEuen, *Nature* **407**, 58 (2000).
- [12] cond-mat/0012140.
- [13] A.P. Jauho, N.S. Wingreen, and Y. Meir, *Phys. Rev. B* **50**, 5528 (1994).
- [14] D_w can be written in the general case, but it is too cumbersome.
- [15] This phenomenon will be considered elsewhere.

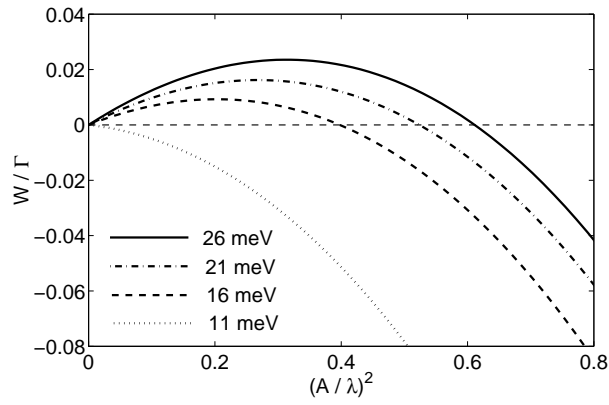


FIG. 2. The energy W pumping into the mechanical degree of freedom during one period of oscillation for different values of the applied voltage V : $w_0 = 5 \text{ meV}$, $T = 0.13 \text{ meV}$, $\epsilon_0 = 6 \text{ meV}$, $\Gamma_R / \Gamma_L = 9$ and $\Gamma = 10^{-5} \text{ eV}$

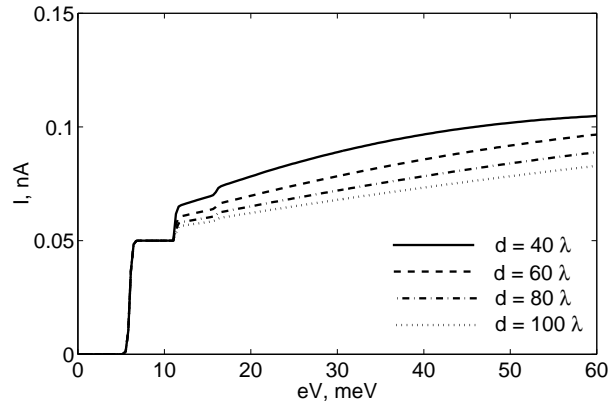


FIG. 3. I-V curves for different values of the effective distance between the leads d which characterizes the strength of the electrical field between the leads for a given voltage: $w_0 = 5 \text{ meV}$, $T = 0.13 \text{ meV}$, $\epsilon_0 = 6 \text{ meV}$, $\Gamma_R / \Gamma_L = 9$ and $\Gamma = 10^{-5} \text{ eV}$