

# Monte Carlo for Statistical Physics: An Elementary Introduction

K. P. N. Murthy and V. Sridhar  
Materials Science Division  
Indira Gandhi Centre for Atomic Research  
Kalpakkam 603 102, Tamilnadu.

## Abstract

A brief introduction to the technique of Monte Carlo for simulation of statistical physics systems is presented. Ising spin model is taken as an example. The topics covered include Metropolis algorithm, phase transition, finite size scaling, critical slowing down and cluster algorithms.

A macroscopic system consists of a very large number of microscopic constituents. A gas contained in a volume  $\mathcal{V}$  is a simple example. The microscopic constituents are the molecules of the gas. The number of molecules  $\mathcal{N}$  is typically of the order of  $10^{23}$ . Each molecule requires three position and three momenta for complete specification, classically. The entire macroscopic system can thus be specified by a string of  $6\mathcal{N}$  numbers, which defines in a sense a microstate. It is clear that the number of microstates associated with the system is extremely large. The system is all the time switching from one microstate to the other. Keeping track of  $6\mathcal{N}$  numbers is neither feasible nor practical. A statistical approach would be helpful.

At the outset we recognize that a macroscopic property is basically statistical in nature. For example, average momentum transferred by molecules colliding with the walls of the container is pressure; logarithm of the number of microstates accessible to the system is entropy; the average energy measures the temperature; energy fluctuations are manifest as specific heat; *etc.*

When the system is in equilibrium, its macroscopic properties do not change with time; the associated fluctuations are of the order of inverse of the square root of the system size and hence are usually negligibly small. This is directly a consequence of the Central Limit theorem, see *e.g.* [1]. Thus, it is the largeness of the number of microscopic constituents that gives rise to a certain robustness in the macroscopic behaviour of the system.

We shall concentrate here on the technique of Monte Carlo for calculating a macroscopic property, as an average over a canonical ensemble of microstates.

Monte Carlo can be defined as a numerical technique that makes use of random numbers to solve a problem. Thus we require a sequence of numbers which are random, independent and uniformly distributed in the range zero to one. These are usually called pseudo random numbers since they are generated by deterministic

algorithms. For example, in a congruential generator, we start with an integer  $R_1$  and generate successive integers by the recursion  $R_{i+1} = a \times R_i + b \pmod{m}$ , where  $a$ ,  $b$  and  $m$  are integers.  $a$  is called the generator or multiplier;  $b$  is the increment and  $m$  is the modulus. The values of  $a$ ,  $b$  and  $m$  must be chosen carefully. The choice of  $a = 16801$ ,  $b = 0$  and  $m = 2^{31} - 1$ , for a 32 bit machine is known to give good random integers, which are converted into real numbers between zero and one by dividing each by  $m$ .

Random number generation is a specialized area of research by itself. Several important pieces of work have been carried out in generation and testing of random numbers. The field remains active even today. The reason is simple. There exists a very large number of questions that remain unanswered to date. In fact, even the very basic question of what is meant by randomness - of a random number or of a sequence of random numbers - is not clearly answered. We shall not discuss these issues here and instead refer to [2] for some literature on randomness of random numbers, their generation and testing.

Let us denote the sequence of pseudo random numbers by  $\{\xi_i : i = 1, 2, \dots\}$ . From  $\{\xi_i\}$ , we can construct a sequence of independent random numbers,  $\{x_i\}$  having the desired distribution. For example  $\{x_i = -\ln(\xi_i)\}$  are independent random numbers distributed as per the exponential distribution,

$$f(x) = \begin{cases} e^{-x} & \text{for } x \geq 0, \\ 0 & \text{for } x < 0. \end{cases} \quad (1)$$

What we have described above is called the analytical inversion technique. There are several random sampling techniques that are used for sampling from a desired distribution. We shall not discuss these techniques here; those interested can refer to any of the standard texts in Monte Carlo. Some are listed in [3].

For purpose of illustration of the technique of Monte

Carlo, let us consider the simple problem of evaluating the following integral and its finite difference approximation,

$$I = \int_a^b f(x)dx \approx \frac{b-a}{N} \sum_{i=1}^N f(x_i). \quad (2)$$

In the above, instead of choosing  $x_i$  at regular intervals, we can choose them randomly and independently from a uniform distribution in the interval  $a$  to  $b$ . In other words, we choose,  $x_i = a + (b-a) \xi_i : i = 1, N$ , and carry out the sum in Eq. (2). This way of evaluating the integral, employing random numbers, we call as Monte Carlo technique. Let  $I_N$  denote the Monte Carlo estimate of the integral, obtained from a sample of size  $N$ . It is clear that  $I_N$  is a random variable and by the Central Limit Theorem, it has a Gaussian distribution, when  $N$  is large. The mean of  $I_N$  is  $I$  and its standard deviation, called the statistical error or one-sigma confidence interval, is proportional to  $N^{-1/2}$ . This error bar is independent of the dimensionality of the integral. The error in the deterministic algorithm, on the other hand, is proportional to  $N^{-1/d}$ , where  $d$  is the dimensionality of the integral. Thus, Monte Carlo becomes numerically advantageous, for  $d \geq 3$ . Study of statistical physics systems involves, as explained earlier, dimensionality of the order of  $10^{23}$  or more. Hence Monte Carlo is an extremely powerful technique for handling these problems. Often it is the only technique available.

Having said that Monte Carlo is a very useful technique for simulating systems with very large number of degrees of freedom, let us turn our attention to spin models of magnetism. We know that unpaired electron spins couple and align. The sum of such tiny magnetic fields, results in macroscopic magnetism. In the year 1923, Prof. Lenz proposed a very simple model to his student, Ising. In this model, a spin has only two states: an *up* state and a *down* state. Let us denote the spin variable by the symbol  $S_i$ , and in the model, we say that  $S_i$  can take only values of  $+1$ , denoting the *up* state or  $-1$ , denoting the *down* state. We organise the spins on a lattice and the index  $i$  refers to the lattice site. The lattice can be one, two, three or in general  $d$  dimensional. The energy associated with a spin configuration is given by,

$$E(\{S_i\}) = -J \sum_{\langle i,j \rangle} S_i S_j, \quad (3)$$

where, the symbol  $\langle i,j \rangle$  denotes that the sites  $i$  and  $j$  are nearest neighbours. The value of  $J$  measures the strength of the spin-spin interaction. If  $J$  is positive, the interaction is ferromagnetic. If  $J$  is negative, the interaction is anti-ferromagnetic. We shall concentrate on ferromagnetism. The energy is lowest when all the spins are aligned, either up or down. The Ising Hamiltonian, see Eq. (3), remains the same if all the spins are flipped. The presence of an external magnetic field

that couples to all the spins in the system breaks the symmetry of the Hamiltonian.

It is very clear that the Ising spin system at very low temperature,  $k_B T \ll J$ , will have low energy, aligned spins and large magnetization. On the other-hand, at very high temperature, the spin system will have high energy, randomly oriented spins and hence no net macroscopic magnetization. The system transforms from the (disordered) paramagnetic to (ordered) ferromagnetic phase, when the temperature is lowered below a critical temperature called the Curie temperature.

Ising solved the model in one dimension analytically and showed that there is no phase transition: Magnetization  $M(T)$  decreases slowly and continuously as  $T$  increases. The susceptibility  $\chi = \partial M / \partial T$  is finite at all temperature. There is no divergence either of the specific heat or of the susceptibility. But under a mean field approximation, the one dimensional Ising model exhibits phase transition albeit at zero temperature. This raised a serious doubt whether the statistical mechanics formalism can describe at all the phenomenon of phase transition. After all one can argue that the phase transition predicted by the Statistical Mechanics formulation, is an artifact of the mean field approximation. This serious dilemma was settled once for all by Onsager. He [4] solved the two dimensional Ising model exactly; it shows phase transition just like real magnets, at finite temperature. Onsager showed that the transition temperature for two dimensional Ising system is given by,  $k_B T_c / J = 2 / \ln(1 + \sqrt{2})$ . Phase transition is a consequence of the singularities in the partition function. Onsager's work gave an impetus to the study of critical point phenomenon.

Let us denote by  $C$  a particular spin configuration. Let  $p(C)$  denote its probability. Formally we have  $\langle M \rangle = \sum_C p(C) M(C)$ , where  $M(C) = \sum_i S_i(C)$ , is the magnetization, when the Ising spin system is in the microstate  $C$ . In a canonical ensemble of microstates,  $p(C)$  is proportional to  $\exp[-E(C)/k_B T]$  and the partition function is given by  $Z(T, V) = \sum_C p(C) = \sum_C \exp[-E(C)/k_B T]$ .  $V$  denotes the total number of spins in the system. We can set the Boltzmann constant  $k_B$  to unity and measure  $T$  in units of energy. Infact we also set  $J = 1$  and define a dimensionless temperature,  $\hat{T} = k_B T / J$ . A simple minded Monte Carlo approach to evaluate the average magnetization would be to select randomly and independently a large number of spin configurations and calculate,

$$\langle M \rangle = \frac{\sum_{i=1}^N M(C_i) \exp[-E(C_i)/k_B T]}{\sum_{i=1}^N \exp[-E(C_i)/k_B T]}. \quad (4)$$

Real magnetic systems will contain a very large number of spins; *i.e.*  $V$  will be of the order of  $10^{23}$ . Let us consider a modest model system with some hundred spins on  $10 \times 10$  square lattice. The number of spin configurations the model system can have is  $2^{100} \approx 10^{30}$ .

Even if we assume optimistically that it takes a nano second to generate a spin configuration, then the total time required to sample all the spin configurations is nearly of the order of thirty thousand billion years! Thus, direct simulation of even a modest  $10 \times 10$  Ising system is impossible. In Monte Carlo, we sample only a very small number of spin configurations, say  $\approx 10,000$  or so. Unfortunately, because of the Boltzmann factor  $\exp[-E(C)/k_B T]$ , most of the spin configurations randomly generated would contribute very negligibly to the sum. Hence we resort to importance sampling.

In importance sampling, the idea is to select the spin configurations randomly and independently from the distribution  $p(C) = \exp[-E(C)/k_B T]/Z$ . Then  $\langle M \rangle = N^{-1} \sum_i M(C_i)$ , where  $N$  is the number of configurations randomly sampled from the canonical distribution. But to carry out this task we need to know  $Z(T, V)$  - the partition function. But  $Z$  is precisely what we want to calculate in the first place. Thus there is a catch. But there is a way out.

Construct a Markov chain of configurations starting from an arbitrary initial configuration  $C_0$ . Let,  $C_0 \rightarrow C_1 \rightarrow \dots \rightarrow C_n \rightarrow C_{n+1} \rightarrow \dots$  represent a Markov chain of spin configurations. The index  $i$  can be viewed as denoting time. If we establish that, for  $n$  large, the set  $\{C_{n+i} : i = 1, 2, \dots\}$  is an equilibrium ensemble, we have done the job.

What is a Markov chain? How do we construct it? A Markov chain is one where only the present state determines the future. The spin configuration  $C_{i+1}$  at time  $i+1$  depends only on its present (time  $i$ ) value  $C_i$  and not on  $C_{i-k}$ ,  $k \geq 1$ . Let  $P(A, t)$  denote the probability that the Ising spin system is in a configuration  $A$  at time  $t$ . Formally we have,

$$\frac{\partial P}{\partial t}(A, t) = \sum_B [W(A \leftarrow B)P(B, t) - W(B \leftarrow A)P(A, t)], \quad (5)$$

where  $W(\beta \leftarrow \alpha)$  denotes the probability of transition from the configuration  $\alpha$  to configuration  $\beta$  per unit time. We need  $P(A, t) \rightarrow P(A)$ , as  $t \rightarrow \infty$ . A sufficient condition that ensures this asymptotic equilibrium is,

$$W(A \leftarrow B)P(B, t) = W(B \leftarrow A)P(A, t). \quad (6)$$

The above, called the detailed balance condition, implies,

$$\frac{W(B \leftarrow A)}{W(A \leftarrow B)} = \frac{P(B, t)}{P(A, t)} \underset{t \rightarrow \infty}{\sim} \frac{P(B)}{P(A)} = e^{-\Delta E/k_B T}, \quad (7)$$

where  $\Delta E = E(B) - E(A)$ . The task is to choose the transition matrix  $W$  such that the above detailed balance condition is obeyed. The Metropolis algorithm, see [5], does this.

Start with a spin configuration  $C_0$  and update it successively as follows. Select one of the spins randomly

and independently. Flip it. Call the resulting configuration as  $C_t$ . Let  $\Delta E = E(C_t) - E(C_0)$ . If  $\Delta E \leq 0$ , accept  $C_t$  as the new configuration. *i.e.*  $C'_1 = C_t$ . If  $E(C_t) > E(C_0)$ , then accept the configuration  $C_t$  with a probability  $P(C_t)/P(C_0) = \exp[-\Delta E/k_B T]$ . This acceptance/rejection step is carried out as follows. Select a random number  $\xi$ . If  $\xi < \exp[-\Delta E/k_B T]$  accept the configuration  $C_t$  and set  $C'_1 = C_t$ . If not, reject the configuration and set  $C'_1 = C_0$ . This constitutes a single spin-flip attempt. Now start with  $C'_1$  as the initial configuration and iterate. Another method, consistent with the detailed balance is to accept the trial configuration with a probability  $1/(1 + \exp[\Delta E/k_B T])$ .

If there are a total of  $V$  spins in the system, then a set of  $V$  spin-flip attempts constitute a Monte Carlo time Step (MCS). Thus, at the end of the first MCS, we get  $C_1 = C'_V$ . We proceed in the same way and obtain a Markov chain of spin configurations,  $\{C_1, C_2, \dots\}$ . Discard configurations at the beginning of the chain, to ensure that the system forgets its initial configuration. Then the configurations in the asymptotic part of the chain constitute a canonical ensemble. Calculate the required macroscopic property by averaging over the ensemble.

Let,

$$E(C) = -\frac{J}{V} \sum_{\langle i, j \rangle} S_i(C) S_j(C), \quad (8)$$

denote energy per spin when the Ising spin system is in the configuration  $C$ . Similarly, the magnetization per spin in the microstate  $C$  is given by,

$$M(C) = \frac{1}{V} \sum_i S_i(C). \quad (9)$$

The spatial correlation function is given by,

$$\Gamma(d, C) = \frac{1}{V} \sum_i S_i(C) S_{i+j(d)}(C) - \left( \frac{1}{V} \sum_i S_i(C) \right)^2, \quad (10)$$

where  $S_{i+j(d)}$  is the spin at site  $j$  which is at distance  $d$  away from the site  $i$ . All the above quantities can be averaged over the ensemble generated by the Monte Carlo algorithm. Let  $\eta(C)$  denote the stochastic variable. It can be  $M$ , or  $E$ , or  $\Gamma(d)$ , or  $E^2$ , or  $M^2$  etc. Let  $N$  denote the size of the ensemble generated by the Monte Carlo program. The ensemble average of  $\eta$  is given by,  $\bar{\eta}_N = N^{-1} \sum_{i=1}^N \eta(C_i)$ , which in the limit of  $N \rightarrow \infty$  gives  $\langle \eta \rangle$ . We call  $\bar{\eta}_N$  as a finite sample estimate of  $\langle \eta \rangle$ . We can estimate from the ensemble of size  $N$ , all the macroscopic properties of the Ising spin system. For example specific heat is given by,

$$\frac{C_v}{V} = \frac{1}{V} \frac{\partial E}{\partial T} = \frac{\langle E^2 \rangle - \langle E \rangle^2}{k_B T^2}, \quad (11)$$

and the magnetic susceptibility is given by,  $\chi/V = \langle M^2 \rangle - \langle M \rangle^2$ . The statistical error associated with the Monte Carlo estimate of the average can be obtained employing the Central Limit Theorem: We present the Monte Carlo result as  $\bar{\eta}_N \pm \sigma/\sqrt{N}$ , where  $\sigma^2 = \langle \eta^2 \rangle - \langle \eta \rangle^2$ . The quantity  $\sigma/\sqrt{N}$  is called the statistical error, or one-sigma confidence interval. The key idea is that in the limit  $N \rightarrow \infty$  the random variable  $\bar{\eta}_N$  becomes Gaussian distributed with mean equal  $\langle \eta \rangle$  and variance  $\sigma^2/N$ . In calculating the statistical error, replace  $\sigma^2$  by the sample fluctuations. The above expression for the statistical error holds good only if the Ising spin configurations sampled are all independent of each other.

It would appear that Monte Carlo simulation is quite straight forward. To a large extent, this statement is true. Nevertheless there are a few problems and subtleties and one should be aware of these. For example before taking average over the ensemble, we must ensure that the Markov process has equilibrated, *i.e.*,  $P(A, t) = P(A)$ . The Ising system should have forgotten the arbitrary initial spin configuration. First we must check if the average converges to a constant value. This can be done by splitting the data into several bins and averages are calculated for each bin. The initial bins which give averages different from the latter are discarded. Another way is to calculate the autocorrelation function and from it the correlation time  $\tau^*$  in units of MCS. Discard data from the initial, say  $10 \tau^*$  sweeps. We can run the program from hot (the spins at the lattice sites are independent and random) as well as cold (the spins at the lattice sites are all aligned) configurations and see if both give the same results. If yes, then the system has equilibrated. This test is not applicable to systems that exhibit first order phase transition. For these systems the results of cold and hot starts would be different. Infact this observation is often used a good way to detect first order transition. We shall not go into the details of these and related issues.

Another problem is related to the issue of the ergodicity of the dynamics. The system can get trapped in a region of the configuration phase and not come out of it at all. It is also possible that the dynamics is quasiergodic, in the sense that the system gets trapped in local minimum and is unable to come out of it in finite time due to the presense of high energy barriers. Thus eventhough it may be theoretically possible to go to any configuration from any other configuration, it might become practically improbable, especially at low temperature and in a finite time simulation. A possible check to detect these is to carry out several simulations starting from different initial spin configurations and see if all of them give more or less the same results within statistical fluctuations.

The next question concerns the boundary condition. Periodic boundary conditions are often used: the lattice wraps around on itself to form a torus. Periodic boundaries are known to give least finite size effects, of which

we shall see more later. There are also several other boundary conditions *e.g.* rigid, skew periodic *etc.*, that are also implemented depending on the nature of the problem.

Let us see how the system behaves in the vicinity of the phase transition. To distinguish one phase from the other we need an order parameter; the magnetization  $M(T)$  is a good order parameter to study phase transition in ferromagnetic systems. Usually the order parameter is zero in the disordered phase and non-zero in the ordered phase. The phase transition can be categorized as first order, second order, *etc.*, following Ehrenfest classification scheme. First order transition are characterized by discontinuity in the order parameter versus temperature; *i.e.* in the first derivative of the partition function. The second order phase transition is characterized by divergence of susceptibility or specific heat, which are given by the second derivative of the partition function, and so on. In the Ising model simulation, we shall be interested in the second order phase transition.

The magnetic phase transitions are characterized by what are known as critical exponents. In the limit of  $T \rightarrow T_c$ , we have,

$$\begin{aligned} M(T) &\sim (T_c - T)^\beta \text{ for } T < T_c, \\ \chi(T) &\sim |T - T_c|^{-\gamma}, \\ C_v(T) &\sim |T - T_c|^{-\alpha}. \end{aligned} \quad (12)$$

In the above  $\beta$ ,  $\gamma$  and  $\alpha$  are called the critical exponents. For the two dimensional Ising model system  $\beta = 1/8$ ,  $\gamma = 7/4$  and  $\alpha = 0$ . Infact the specific heat goes like  $C_v(T) \sim 0.4995 \times \ln(|T - T_c|^{-\nu})$ . The correlation length, denoted by  $\xi(T)$ , which measures the typical linear size of a magnetic domain, goes like  $\xi(T) \sim |T - T_c|^{-\nu}$ , and the exponent  $\nu = 1$  for the two dimensional Ising model. The critical exponents are universal in the sense that their values do not depend on the details of the model; they depend only on gross features like dimensionality of the problem, the symmetry of the Hamiltonian *etc.* Indeed this is precisely why very simple models *e.g.* Ising model, are successful in describing phase transition in complex real macroscopic systems.

The correlation length defined above is expected to be of the order of the lattice spacing when  $T \gg T_c$ . At very high temperature, the spins behave as if they are independent of each other. Spin-spin interaction is irrelevant compared to the thermal fluctuations. As  $T$  decreases, the spin-spin interaction becomes more and more relevant and the correlation length diverges as  $T \rightarrow T_c$ . If the system studied is finite, the correlation length at best can become of the order of the linear dimension of the system. This brings us to the important topic of finite size effects and finite size scaling.

At the outset we recognize that *a finite system can not exhibit phase transition*. Consider a square lattice of size say  $L \times L$ . If the correlation length  $\xi(T) \ll L$ ,

then for all practical purposes the finite system can be taken as a good representation of the infinite system. In other words our simulations on a finite lattice would give good results if the temperature  $T$  is not close to  $T_c$ , i.e. if  $\xi(T) \ll L$ . But when  $T$  is close to  $T_c$ , the correlation length becomes of the order of  $L$ . A finite system thus can not show any divergence; we would get a sort of rounded peaks at best, instead of sharp divergence. Ofcourse as  $L$  becomes larger and larger, the peak would become sharper and sharper. We present in Fig. (1), the magnetization as a function of  $J/k_B T$  for two dimensional square lattices of size  $L = 2, 4, 8, 16, 32$  and  $64$ . Similar plots for the magnetic susceptibility, specific heat and energy are shown in Figs. (2, 3, 4) respectively. It is clear from these plots that these quantities exhibit sharper and sharper transition as the system size increases. These plots have been obtained from the computer program ISING.FOR, written and tested by one of the authors (VS). This program is going to be used for demonstration purposes.

Returning to discussion on finite size effects, we recognize that the correlation length for a finite  $L \times L$  system can at best be  $L$ , when the  $T$  is close to  $T_c$ . Hence we can write,  $\xi(T) \underset{T \rightarrow T_c}{\sim} |T - T_c|^{-\nu} = L$ . From this we get  $|T - T_c| \sim L^{-1/\nu}$ . We can now express the magnetization, magnetic susceptibility, and the specific heat as power laws in  $L$ . We can thus write,

$$\begin{aligned} M(T) &\underset{T \rightarrow T_c}{\sim} (T_c - T)^\beta \underset{L \rightarrow \infty}{\sim} L^{-\beta/\nu} \\ \chi(T) &\underset{T \rightarrow T_c}{\sim} |T - T_c|^{-\gamma} \underset{L \rightarrow \infty}{\sim} L^{\gamma/\nu} \\ C_v(T) &\underset{T \rightarrow T_c}{\sim} |T - T_c|^{-\alpha} \underset{L \rightarrow \infty}{\sim} L^{\alpha/\nu} \\ |T_c(L) - T_c(L = \infty)| &\underset{L \rightarrow \infty}{\sim} L^{1/\nu}. \end{aligned} \quad (13)$$

The above finite size scaling is implemented as follows. For a given  $L$ , find the value of  $T$  at which the specific heat peaks. Call that temperature as  $T_c(L)$ . Calculate, for example  $M(T)$  at  $T = T_c(L)$  for different values of  $L$ . Plot  $\log(M(L))$  against  $\ln(L)$ . The slope of the best fit straight line would give  $-\beta/\nu$ .

The next important issue in the Ising model simulation is critical slowing down. A problem with Monte Carlo simulation is that the statistical error decreases only as  $N^{-1/2}$ . This means that to get the numbers to just one extra decimal accuracy, we need to increase the sample size by a factor of hundred. Things are much worse. The error reduction as  $N^{-1/2}$  holds good only if the members of the ensemble are independent. But Monte Carlo configurations are usually correlated. This can be checked by calculating the correlation time  $\tau^*$  in units of MCS.  $\tau^*$  is a measure of the number of Monte Carlo Steps required to generate an independent configuration from the present configuration in the Markov chain. The smallest value that  $\tau^*$  can take is unity implying that after every MCS we get an independent configuration. The important point is that the statistical error associated with the Monte Carlo estimate of a given quantity *e.g.* magnetization, is propor-

tional to  $\sqrt{\tau^*}$ . The value  $\tau^*$  would diverge as  $T \rightarrow T_c$ ; this means that Monte Carlo estimates become unreliable when  $T$  is close to  $T_c$ . The divergence of  $\tau^*$  as  $T \rightarrow T_c$  is called the critical slowing down. Let  $\tau^*(T) \sim |T - T_c|^{-\Delta}$ . We can use the finite size scaling arguments and write  $\tau^*(L) \sim L^z$ , where  $z = \Delta/\nu$ . The dynamical scaling exponent  $z$  is greater than unity; in fact for the local update algorithms like the Metropolis, the value of  $z$  is nearly 2. This tells us that for  $T$  close to  $T_c$ , the Monte Carlo error becomes large especially when the system size  $L$  is large. This is a major problem. One should resort to cluster algorithms, where a large cluster of spins is updated in a single step. Swendsen and Wang [6] derived an algorithm by mapping the spin problem to a bond percolation problem. What is percolation?

Consider a two dimensional lattice of sites; we put a bond between every pair of neighbouring sites with a probability  $p$ . At the end you will find that there are several sites bonded together into a connected cluster. Let us carry out the above construction for various values of  $p$  starting from a very low value. Beyond a critical value of  $p = p_c$ , we will get percolation, *i.e.* there would exist one spanning cluster. In other words, there would emerge a connected path across the lattice through a single spanning cluster. For a two dimensional  $L \times L$  lattice, the percolation probability  $p_c = 0.5$  in the limit of  $L \rightarrow \infty$ . Swendsen and Wang found that by placing bonds between neighbouring sites having spins of the same value, the system can be viewed as an interacting clusters of connected spins. Let  $p$  be the probability of creating a bond. If  $p$  is chosen to be  $1 - \exp(-J/k_B T)$  then the cluster-cluster interaction energy is zero in the limit  $L \rightarrow \infty$ . All the spins in a cluster can be updated without much penalty in terms of energy. Since the clusters can be very large, the update is nonlocal and the exponent  $z$  can be very close to zero. Wolff [7] proposed an improvement wherein a site is chosen at random and a cluster is grown around it. The cluster algorithms are very effective. For a  $512 \times 512$  lattice system, through cluster algorithms, the value of  $\tau^*$  can be made to be as small as 10 which is some ten thousand times smaller than that for the Metropolis algorithm. Several investigations have been carried employing cluster algorithms for a variety of problems, see [8] for some references. There are also several new Monte Carlo algorithms that have been developed. These include reweighting, histogram methods, multi canonical Monte Carlo, Transition matrix Monte Carlo, flat histogram algorithm, the Bortz-Kalos-Lebowitz algorithm based on Metropolis but rejection free *etc*, see *e.g.* [9].

We have presented a very brief and elementary introduction to the technique of Monte Carlo by taking Ising model simulation as an example. Where ever possible we have cited references to more advanced topics. The computer program ISING.FOR used in the demonstration can be obtained from one of the authors (VS) by e mail: vs@igcar.ernet.in

We are thankful to M. Ramanadham who coordinated the talks and organized as well as conducted the demonstration sessions during the tutorial programme of the Solid State Physics Symposium at Bilaspur.

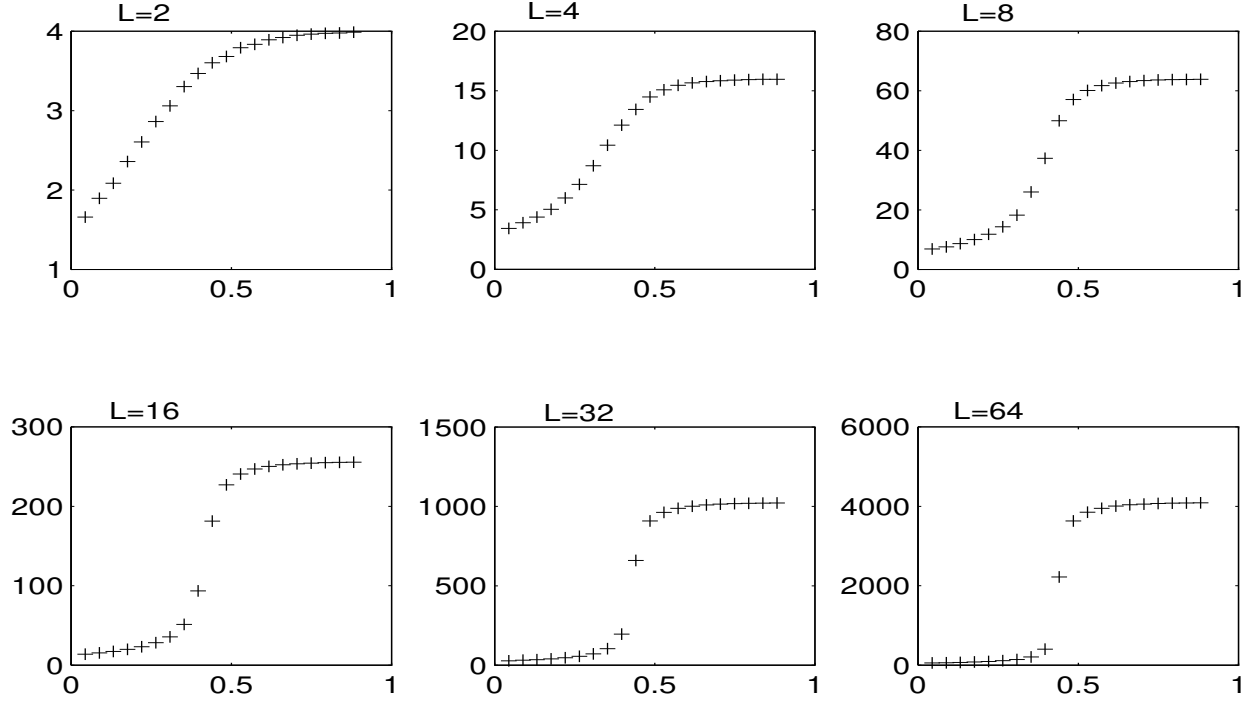


FIG. 1. Magnetization  $M$  versus  $J/k_B T$  for various system sizes  $L$

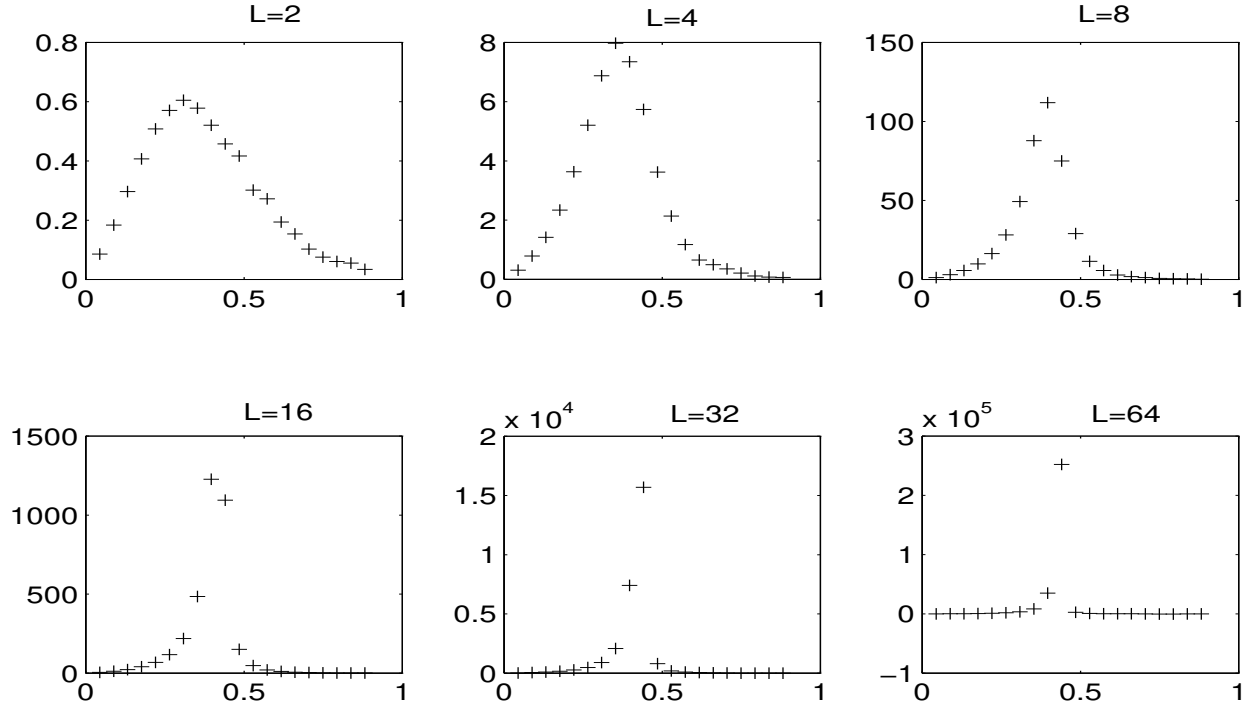


FIG. 2. Magnetic susceptibility  $\chi$  versus  $J/k_B T$  for various system sizes  $L$

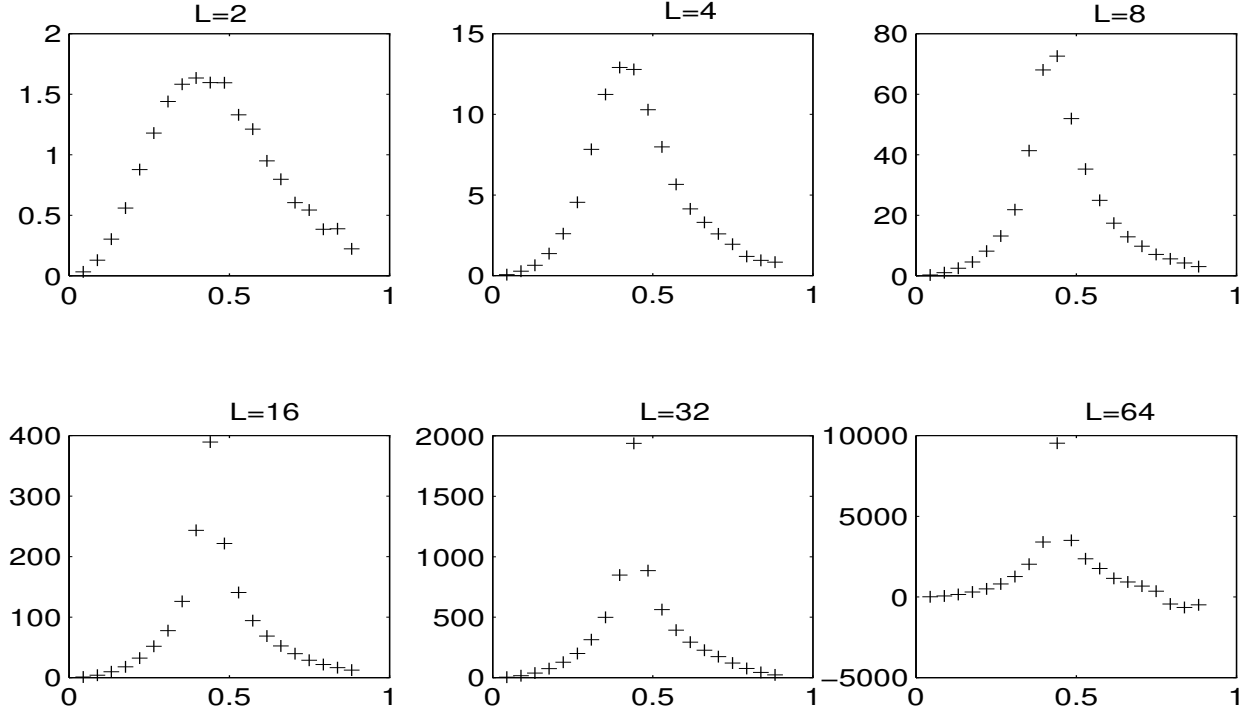


FIG. 3. Specific heat  $C_v$  versus  $J/k_B T$  for various system sizes  $L$

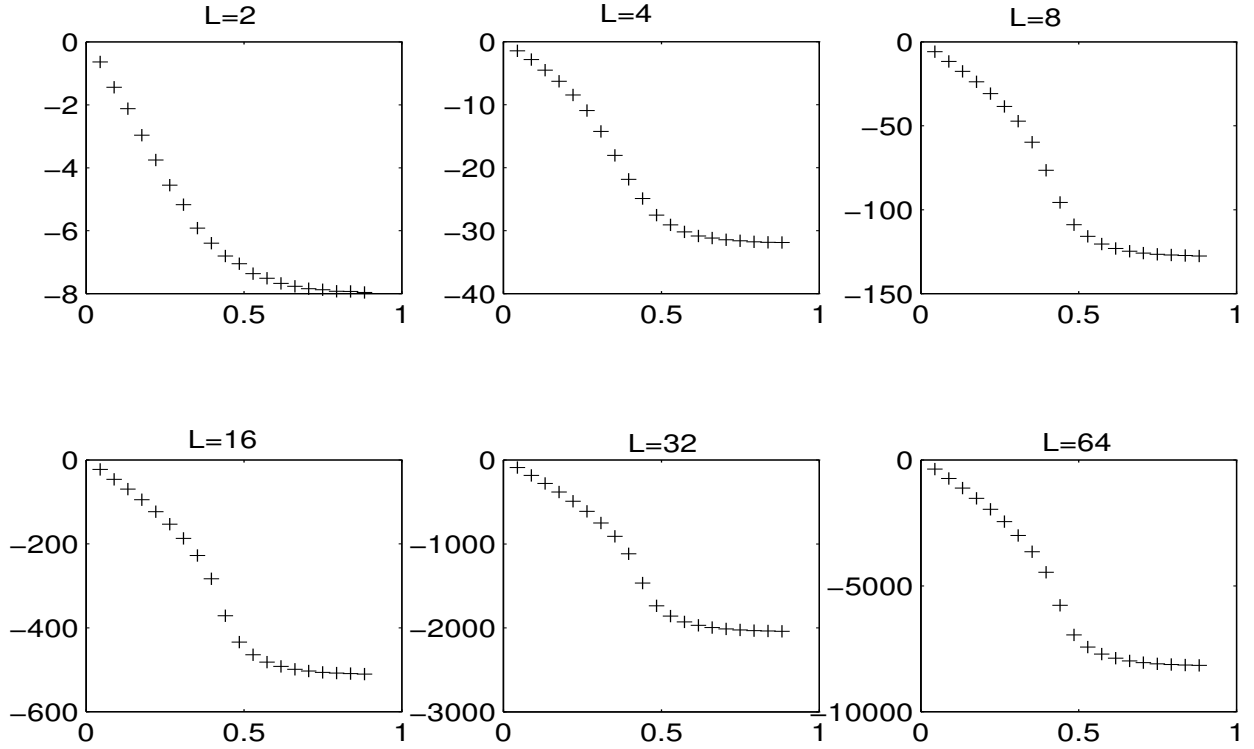


FIG. 4. Energy versus  $J/k_B T$  for various system sizes  $L$



- 
- [1] A. Papoulis, *Probability Theory, Random Variables and Stochastic Processes*, McGraw Hill (1965); W. Feller, *An Introduction to Probability Theory and its Applications*, Vols. I and II, John Wiley, New York (1968); N. G. van Kampen, *Stochastic Processes in Physics and Chemistry*, North Holland (1981); C. W. Gardiner, *A Hand Book of Stochastic Methods for Physics, B Chemistry and Natural sciences*, Springer (1985).
- [2] D. H. Lehmer, Ann. Comp. Lab. Harvard Univ., **26**, 141 (1951); M. Greenberger, Math. Comp., **15**, 383 (1961); J. C. Butcher, Math. Comp., **15**, 198 (1961); M. Greenberger, Comm. ACM, **8**, 177 (1965); R. P. Chambers, IEEE Spectrum, **4**, 48 (1967); G. Marsaglia, Proc. Nat. Acad. Sci., **61**, 25 (1968); D. Knuth, *The art of computer Programming*, Vol. 2, Reading Mass.: Addison Wesley (1969); J. H. Ahren, U. Dieter and A. Grube, Computing, **6**, 121 (1970); G. Marsaglia, *Applications of Number Theory to Numerical Analysis*, Academic, New York (1972); N. A. Friggario and N. Clark, Trans. Amer. Nucl. Soc., **22**, 283 (1975); G. J. Chaitin, Sci. Am., **232**, 47 (1975); N. A. Friggario and N. Clark, *Toward Truly Random Numbers*, Report ANL/ES-26 Part 4, Argonne National Laboratory (1978); G. Marsaglia, *A Current View of Random Number Generators*, in Proc. Computer Science and Statistics, Sixteenth Symp. on Interface, Elsevier (1985); J. Eichenauer and J. Lehn, Statist. Papers, **27**, 315 (1986); A. de Mattis, *Order out of Chaos in Arithmetics*, in G. Maino, L. Fronzoni and M. Pettini (Eds.), *Dynamical Symmetries and Chaotic behaviour in Physical Systems*, World Scientific, Singapore (1989); G. Marsaglia and A. Zaman, Ann. Appl. Probability, **1**, 462 (1991); W. H. Press, S. Teukolsky, W. T. Vetterling and B. P. Flannery, *Numerical Recipes*, Cambridge (1992); A. M. Ferrenberg, D. P. Landau and Y. Joanna Wong, Phys. Rev. Lett., **69**, 3382 (1992); P. Grassberger, Phys. Lett., **A181**, 43 (1993); F. James, Europhys. Lett., **24**, 24 (1993); J. Eichenauer-Hermann, Math. Comp., **60**, 375 (1993); Ivar Eklund, *Broken dice and mathematical tales of chance*, The university of Chicago Press (1993); I. Vattulainen, T. Ala-Nissila and K. Kankaala, Phys. Rev. Lett., **73**, 2513 (1994); I. Vattulainen, K. Kanakaala, J. Saarinen, and T. Ala-Nissila, Comp. Phys. Commun., **86**, 209 (1995); L. N. Schur, J. R. Heringa and H. W. J. Blöte, Physica A **241**, 579 (1997); L. N. Shchur and H. W. J. Blöte, Phys. Rev. B **55**, R4905 (1997); A. Bonelli and S. Ruffo, *Modular Transformations, Order-Chaos Transitions and Pseudo-Random Number Generation*, Int. J. Mod. Phys., **C9**(4)(1998); F. J. Resende and B. V. Costa, Phys. Rev. E **58**, 5183 (1998); F. Gutbrod, *New trends in pseudo random number generation*, Annual Reviews of Computational Physics VI, World Scientific (to be published);
- [3] E. D. Cashwell and C. J. Everett, *A Practical Manual of Monte Carlo Method for Random Walk Problems*, Pergamon, New York (1959); J. M. Hammersley and D. C. Handscomb, *Monte Carlo Methods*, Chapman and Hall, London (1964); J. Spanier and E. M. Gelbard, *Monte Carlo Principles and Neutron Transport Problems*, Addison Wesley (1969); I. M. Sobol, *The Monte Carlo Method*, Mir, Moscow (1975); E. C. McGrath and D. C. Irving, *Techniques for Efficient Monte Carlo Simulation*, Vol. I, II, and III, Report. ORNL-RSIC-38, Oak Ridge National Laboratory (1975); K. Binder (Ed.), *Applications of Monte Carlo Methods in Statistical Physics*, Springer (1984); M. H. Kalos and P. A. Whitlock, *Monte Carlo Methods, Vol. 1: Basics*, John Wiley, New York (1986); K. Binder and D. W. Heermann, *Monte Carlo Simulation in Statistical Physics: An Introduction*, Springer (1988); Samuel S. M. Wong, *Computational Methods in Physics and Engineering*, Prentice Hall (1992); K. P. N. Murthy, *Monte Carlo: Basics*, ISRP/TD-3, Indian Society for Radiation Physics (2000).
- [4] L. Onsager, Phys. Rev., **65**, 117 (1944).
- [5] N. Metropolis, A. W. Rosenbluth, M. N. Rosenbluth, A. Teller and E. Teller, J. Chem. Phys., **21**, 1087 (1953); G. Bhanot, Rep. Prog. Phys., **51**, 429 (1988).
- [6] R. H. Swendsen and J. S. Wang, Phys. Rev. Lett., **58**, 86 (1987).
- [7] U. Wolff, Phys. Rev. Lett., **62**, 361 (1989).
- [8] J. -S. Wang, R. H. Swendsen and R. Kotecký, Phys. Rev. Lett., **63**, 109 (1989); T. S. Ray, P. Tamayo and W. Klein, Phys. Rev. A **39**, 5949 (1989); R. C. Brower, Phys. Rev. Lett., **62**, 1087 (1989); D. W. Heermann and A. N. Burkitt, Physica A **162**, 210 (1990); D. Kandel, R. Ben-Av and R. Domnay, Phys. Rev. Lett., **65**, 941 (1990); M. Cruetz, Phys. Rev. Lett., **69**, 1002 (1992); P. D. Coddington and C. F. Bailie, Phys. Rev. Lett., **68**, 962 (1992); H. G. Evertz, G. Luna and M. Marcu, Phys. Rev. Lett., **70**, 875 (1993); P. D. Coddington and L. Han, Phys. Rev., **B 50**, 3058 (1994); D. Dress and W. Krauth, J. Phys. A: Math. Gen., **28**, 147 (1995); J. Machta, Y. S. Choi, A. Lucke, T. Schweizer and L. V. Chayes, Phys. Rev. Lett., **75**, 2792 (1995); J. R. Heringa and H. W. J. Blöte, Phys. Rev. E **57**, 4976 (1998); R. P. Bikker and G. T. Barkema, Phys. Rev., **E 62**, 5830 (2000); Y. Tomita and Y. Okabe, Phys. Rev. Lett., **86**, 572 (2001).
- [9] A. B. Bortz, M. H. Kalos, and J. L. Lebowitz, J. Comput. Phys. **17**, 10 (1975); A. M. Ferrenberg and R. H. Swendsen, Phys. Rev. Lett., **61**, 2635 (1988); A. M. Ferrenberg and R. H. Swendsen, Phys. Rev. Lett., **63**, 1195 (1989); B. A. Berg and T. Neuhaus, Phys. Rev. Lett., **68**, 9 (1992); J. Lee, Phys. Rev. Lett., **71**, 211 (1993); B. A. Berg, J. Stat. Phys., **82**, 323 (1996); P. M. C. de Olivera, T. J. P. Penna, H. J. Herrmann and J. Braz, J. Phys., **26**, 677 (1996); P. M. C. de Olivera, Eur. Phys. J., **B 6**, 111 (1998); B. A. Berg, U. H. E. Hansmann, Eur. Phys. J., **B 6**, 395 (1998); J. S. Wang, Eur. Phys. J., **B 8**, 287 (1999); J. -S. Wang, T. K. Tay and R. H. Swendsen, Phys. Rev. Lett., **82**, 476 (1999); R. H. Swendsen, B. Diggs, J. -S. Wang, S. -T. Li, C. Genovese and J. B. Kadane, Int. J. Mod. Phys., **C 10**, 1563 (1999); J. D. Muñoz and H. J. Herrmann, Int. J. Phys., **C 10**, 95 (1999); J. -S. Wang and L. W. Lee, Comp. Phys. Commun., **127**, 131 (2000); Z. F. Zhan, L. W. Lee and J. -S.

Wang, *Physica A* **285**, 239 (2000); A. R. Lima, P. M. C. de Olivera and T. J. P. Penna, *Sol. Stat. Commun.*, **114**, 447 (2000); M. Kastner, M. Promberger, and J. D. Muñoz, *Phys. Rev. E* **62**, 7422 (2000).