

Rowers Coupled Hydrodynamically. Modeling Possible Mechanisms for the Cooperation of Cilia

B. Bassetti*, M. Cosentino Lagomarsino[†], P. Jona[‡]

December 2, 2024

PACS 05.65.+b, 64.60.Cn, 87.16.Ka

Abstract

We introduce a model system of stochastic entities, called *rowers* which include some essentialities of the behavior of real cilia. We introduce and discuss the problem of symmetry breaking for these objects and its connection with the onset of macroscopic, directed flow in the fluid. We perform a mean field-like calculation showing that hydrodynamic interaction may provide for the symmetry breaking mechanism and the onset of fluid flow. Finally, we discuss the problem of the metachronal wave in a stochastic context.

*Università degli Studi di Milano, Dip. Fisica, Via Celoria 16, 20100 Milano, Italy; Tel. +39 - (0)2 - 58357477 ; fax +39 - (0)2 - 58357480 ; e-mail address bassetti@mi.infn.it

[†]FOM Institute for Atomic and Molecular Physics (AMOLF), Kruislaan 407, 1098 SJ Amsterdam, The Netherlands; Tel. +31 - (0)20 - 6081234 ; fax +31 - (0)20 - 6684106 ; e-mail address cosentino-lagomarsino@amolf.nl

[‡]Politecnico di Milano, Dip. Fisica, Pza Leonardo Da Vinci 32, 20100 Milano, Italy; Tel. +39 - (0)2 - 23996133 ; fax +39 - (0)2 - 23996126 ; e-mail address patrizia.jona@polimi.it

1 Introduction and overview

We set up a model system of entities, called *rowers*, that may organize spontaneously breaking left-right symmetry of the motion and give rise to an ordered macroscopic flow and beating patterns. Rowers are active, stochastic elements that "live" in a fluid with low Reynolds number and are capable to exert influence on each other by means of hydrodynamic coupling.

The motivation for this analysis comes from the motion of cilia, long and thin extroflexions of the eucaryotic cell membrane that are able to generate motion [1] [2]. The cilia are used by the cell for self-propulsion or to stir the surrounding fluid. A cilium has an internal structure (the axoneme) containing an arrangement of microtubule doublets attached to a basal body anchored to the cell membrane. A complex, symmetric net of protein bridges and links among the doublets gives the whole structure elastic properties. Thousands of biochemical reactions at the level of such proteins represent the energy source for the internal *engine* which produces the ciliary bending. The cilium moves in a cyclic beating composed of two phases: the *power stroke* – which is active in propulsion or in fluid transport – and the *recovery stroke*, which is passive. A ciliated cell generally has a field of hundreds of cilia which beat in a coordinated manner, setting up wave-like time dependent patterns. This phenomenon is referred to as *metachronism*.

The physical description of ciliary motion involves the balance of hydrodynamic and elastic forces. In the framework of a mechanical description, the forced nature of the system is modeled through the elastic constitutive equations, which contain the engine supplying energy in a deterministic way in order to sustain ciliary motion. With the stochastic approach, instead, the energy supply is active at random times.

Different and complementary questions may be addressed with the two approaches. Some of them are of general interest – independently of the problem of ciliary motion – for the statistical mechanics in far from equilibrium systems. In this paper we aim to consider such aspects.

Looking at the literature about cilia and flagella in a viscous fluid – there is a rich variety of kinematical and dynamical results – one realizes that the studies are mainly mechanics-oriented and that the stochastic aspects of the phenomena were, in general, disregarded. Early works on these subjects date since 1955 with the pioneristic model by Gray and Hancock [3] for the local drag forces acting on a cilium in a fluid. The first mathematical attempt in the description of cilium motion is the study of a locally contractile flagellum [4]. Later, mathematical models for simulating the motion of cilium (and flagellum) have been developed, all of them from a mechanical point of view.

In the so called *curvature controlled models* [5] [6] [7] [8] [9] motion of cilium (or flagellum) in an incompressible fluid with high viscosity is obtained by Stokes equations with boundary conditions on the cilium surface and with

vanishing fluid velocity at infinity. The main result of these models, based on internal elasticity response, was a more and more refined parameterization of the force field acting the cilium (flagellum) by resistance coefficients, which have been used in simulating ciliary motion in different contexts.

In the *excitable dynein models* instead [10] [11] [12] [13], the peculiarity of the internal structure of the cilium was implemented, with the aim of a closer mimic of the molecular basis for cilium dynamics. The main result was a more plausible set of parameters able to reproduce, by numerical simulations, a rich variety of the kinematical features of ciliar moves in presence external flowing fluid. In particular, Murase [12] proved the existence of a directional mechano-sensitivity of cilium – a mechanical response of cilium to an external flow of water, depending on fluid velocity. The author presents this result as a possible mechanism for the onset of metachronal waves in cilia fields *via* hydrodynamic interaction.

The description of coordinate and highly correlated movements of many cilia, observed in the phenomenon of metachronism, has been mainly addressed to model multicilia dynamical configurations in a suitable way to generate Stokes flow in the surrounding fluid [14] [15] [16].

The problem of fluid transport was investigated for different geometries of fluid confinement: a plane [17], two parallel plates – or channel – [18] [19] a circular pipe [20], a deep channel [21]. In every work, the existence of ciliary motion was assumed, together with regularity properties. In 1984 Liron in his work [22] based on the *discrete cilia approach* [20], proposed a mathematical description of fluid transport by cilia. The author obtains the velocity distribution in a Stoke fluid confined in a straight cylinder with an uniform distribution of cilia; the existence of metachronal coordination between ciliary moves (propagating wave) and periodicity conditions both for velocity field and ciliar geometry are required by hypothesis.

More recently, Gueron et al. proposed a dynamical description which accounts for multicilia hydrodynamical interactions [23] [24] [25]. In their simulations [26] the 3-dimensional motion of cilia is considered. The energetics of ciliary beating is also studied [27] and the amount of work required in the two phases of motion is estimated; on this basis metachronism results to be energetically favoured.

The dependence of the metachronal wave on observable ciliary parameters [28] – and the effect of varying fluid viscosity [29] have been studied by Priel et al. They also propose a model involving hydrodynamically coupled oscillators [30] [31] and compare their numerical results with the observed sincronization in ciliary beating [32].

In this paper we analyze the physical assumptions which are required as necessary conditions for the existence of a macroscopic net flow in the surrounding fluid and for the onset of coordination, or metachronism. We do not require direct interactions among cilia – such as mechanical or chemical exchanges – and we do not model in detail the internal features

of the single object. In this point of view, we overlook any description of ciliary moves and, also, we maintain the intrinsic role of random engine, but only in the form of a source for a random supply of energy. The analysis of the effects of hydrodynamical interaction, coupled with thermal fluctuations plays the main role.

Two clear features of the system of interest are at the basis of our model, namely:

- the motion of a single cilium is sustained by biochemical reactions which *are* a stochastic process.
- the interaction between cilia is mediated by the fluid *and* by a stochastic (thermal) noise.

In building up the model two crucial problems have to be considered, also present in more refined mechanical descriptions [12]. The first is symmetry breaking. If the internal engine which generates motion is removed, the cilium is free of moving in a cone – with cylindrical symmetry, $O(2)$ in 3D with fixed basis. However, the anatomy of cilium – the axial couple of microtubules which has been observed in the ciliary axoneme – may give an explanation to the breaking of the $O(2)$ symmetry [33], thus fixing the plane of motion. Nevertheless, the problem whether, once moving in a plane, there is any preference for right or left-directed beat seems to be still open [34]. That is, the direction of the power stroke seems, to our knowledge, to be invaluable by pure anatomic reasons. If this is true the cilia need a symmetry-breaking mechanism to push the fluid in a directed way. Hydrodynamic interaction in collective motions of cilia could realize this symmetry breaking.

The second problem is the physical source of metachronism. This is certainly not a wave phenomenon of the traditional kind, and is more understandable as a time-dependent pattern created by the counteracting active beating and dissipative processes in the collective motions of cilia immersed in a fluid.

In section 2. we present the general features of the model. The elementary component is a rather abstract object (the rower). It includes a few observed features of real cilia, mainly the distinction between effective stroke and recovery stroke. Our rowers are one dimensional but not intrinsically oriented, that is, they have left-right symmetry. The observed two-phase beating is represented as the motion of a particle in two different potentials – active and passive – alternatively switched on and off by a two-state process that we choose to be stochastic.

In section 3. we show how to compute averaged quantities for the single rower, of which the most interesting is the current that it generates as a function of the external velocity of the fluid.

We then use this result, together with known techniques of fluid mechanics, to compute the self-consistent velocity field in a low Reynolds number

Stokes fluid with an array of rowers as velocity sources. This can be taken as a demonstration that cooperative effects arising from the hydrodynamic interaction may make our stochastic rowers spontaneously break symmetry and set up a macroscopic flux. This result is obtained in a mean-field like picture, and is independent of a more-refined investigation on the collective motion of rowers.

In the last section, we discuss the premises for the onset of metachronal waves. Pointed out the role of hydrodynamic interactions in models that include thermal noise, we proceed employing a path integral representation of our model equations to obtain information on the most probable history (path in the configurational space) and first excitations.

On the basis of this calculation we are able to outline two distinct scenarios, in both of which the only interaction between rowers is hydrodynamic. In this paper we analyze in more detail the first one, where any feedback mechanism of position and “chemical” state is avoided. The cyclic nature of ciliary motion (i.e. the fact that its intrinsic time scale is larger than relaxation times) is taken explicitly into account. We find that the onset of metachronal waves is compatible with such a system, but it is frustrated by the presence of random solutions with the same statistical weight.

The second scenario is only outlined. The probability transitions between states are coupled with the configuration of the rower. The coupling may be realized like a stochastic version of the “geometric switch” by Gueron *et al.* [35]. We argue that within this scenario the problem of metachronism becomes formally analogous to the problem of modulated phases in membranes with defects [36].

2 The Rower

A rower is the elementary tile of our model, and is designed to contain some of the essentialities of the cilium.

Our starting point is the observation that a single cilium beat pattern can be divided into two phases [2]. During the *effective stroke* it moves almost as a straight rod, transversally to the fluid, while during the *recovery stroke* it glides back softly, in a tangential motion. Thus the effective stroke is associated with high viscous load and actually propels the fluid, whereas the recovery stroke brings back the cilium to its equilibrium position minimizing the viscous resistance.

A rower is characterized by two degrees of freedom, a continuous one corresponding to its position (the cilium center of mass, for example), and a discrete one corresponding to its internal state. The rower is alternatively subject to two different potentials and viscous loads, with different hydrodynamical characterization. In state 1 (recovery stroke) the viscous coefficient is low and the particle “sees” a concave potential V_1 , while in state 2 (ef-

fective stroke) the viscous coefficient is high and the potential V_2 looks like a mexican hat. The transitions between the two states are stochastic. The switching between two potentials makes our rower an active element, and is the analogue of the active component of the force in the mechanical models of the cilium. The two different viscous loads mimic the behavior of a slender body moving transversely or tangentially in the fluid.

We consider a one-dimensional rower, that is, the rower breaks rotational but not left-right symmetry. This is different from most models of ciliary activity found in the literature, which treat cilia as structurally asymmetric objects. In both states one has to take into account the external drive due to the velocity of the fluid. At one-body level, the velocity of the external fluid enters as a linear bias the active and passive potentials; with such a bias the left-right symmetry will be broken.

Making the additional hypothesis that we are in the overdamped regime (low Reynolds number) [37], we can use the following Langevin equation to describe the dynamics of each rower (see [38] for a similar equation in a different context)

$$\dot{x} = v - \frac{1}{\gamma_\sigma} \frac{\partial V_\sigma(x)}{\partial x} + \xi_\sigma \quad (1)$$

where $\sigma(t)$ may take values in $\{-1, 1\}$ and is the stochastic process describing the switching between phases.

The simplest choice for this noise of chemical origin is a random telegraph process, with Poisson distributed jumps. Alternatively, one could allow the transitions between the two states to depend on the configuration of the rower. For example one could require the transition probability to increase at the two ends of the rowing oscillations, with a mechanism which is the analogue for our rower of the “geometric switch” introduced in [35].

We will stick for simplicity of exposition to the first case throughout this section and the next, as the results do not change in substance from the point of view of a “mean field”-like description. In section 4 we will distinguish between the two mechanisms.

In eq. (1) ξ_σ is a gaussian white noise with zero average and correlation

$$\langle \xi_\sigma(t) \xi_\sigma(t') \rangle = \frac{2T}{\gamma_\sigma} \delta(t - t')$$

In the same equation v is the component of the surrounding fluid velocity along the direction of our one-dimensional rower.

In the dynamics described by equation 1 we have eliminated two “fast” modes with characteristic times $\tau_{+,\sigma} = \frac{m}{\gamma_\sigma}$, where m is the mass of the particle. Thus, we are left with the “slow” modes with relaxation times $\tau_{-,\sigma} \simeq \frac{2\sigma}{\kappa_\sigma}$, where κ_σ is the curvature of potential V_σ at its minimum(s). In order for the model to represent effectively the movement of a rower, the average time between two stochastic transitions must be greater than the

characteristic times $\tau_{-, \sigma}$. This implies in the first place that the system has to be far from criticality (see [39]).

Of course our rowers overlook many details of the mechanism of contraction of real cilia. In the first place they are not filaments but "points". On the other hand we do not want to focus on the detailed modeling of real cilia but instead on the organization through hydrodynamic coupling, and they are designed to this aim. In fact, the statistical mechanics of an internally driven filament is quite a difficult subject (one object has infinitely many degrees of freedom), while our rowers turn out to be much milder.

3 Symmetry breaking and onset of macroscopic flux

3.1 Single rower

It is convenient to pass from equation 1 to the Fokker-Planck description, that deals with the distribution functions $P_\sigma(x, t)$ for the probability to find the rower with position x at time t in state σ . These distributions obey the equations

$$\begin{cases} \partial_t P_1(x, t) = -\partial_x J_1(x, t) - \omega_1 P_1(x, t) + \omega_2 P_2(x, t) \\ \partial_t P_2(x, t) = -\partial_x J_2(x, t) + \omega_1 P_1(x, t) - \omega_2 P_2(x, t) \end{cases} \quad (2)$$

with probability currents

$$J_\sigma = v P_\sigma - \frac{1}{\gamma_\sigma} \frac{\partial V_\sigma}{\partial x} P_\sigma - \frac{T}{\gamma_\sigma} \frac{\partial P_\sigma}{\partial x}$$

where ω_σ is the probability of transition from the state labelled by σ to the other (these quantities would depend on x if one chooses a configuration-dependent case). Typical values for these quantities are around 60 s^{-1} .

The motion of the rower looks like an oscillation between the bottoms of the two potentials, and each phase of the cycle has a mean duration of $\tau_i = \omega_i^{-1}$.

Equations 1 and 2 resemble formally those of a two-state thermal ratchet model (e.g. [38]). Actually, in our model the physical situation is quite different. In fact, if we consider the stationary Fokker-Planck equation for the sum of probability currents $J_{tot} = J_1 + J_2$, because of the absence of periodic boundary condition, $\partial_x J_{tot} = 0$ implies that J_{tot} is zero. That is, a global flow of probability is not possible and the rower can't run away.

One should not worry about the fact that the overall net current is zero, because the two strokes of the rower produce much different perturbations in the surrounding fluid, thanks to the differences in viscosity. The problem becomes then if the two probability currents $J_i(x)$, which have opposite sign, are nonzero.

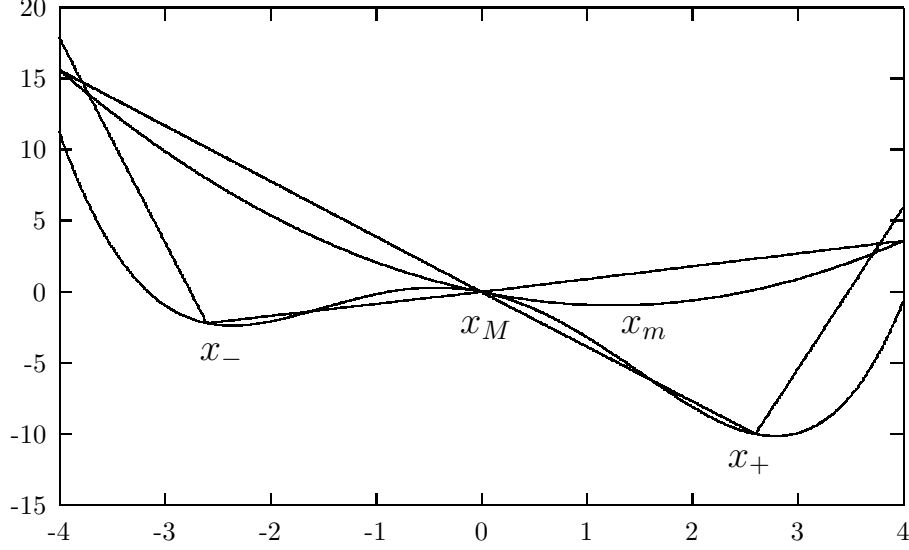


Figure 1: Model potentials with incorporated external fluid velocity. For the passive phase $V_1(x) = \frac{a}{2}x^2 - vx$; for the active phase $V_2(x) = \frac{b}{4}x^2(x^2 - x_0^2) - vx$. Here rescaled parameters are plotted $a = 1.2; b = 0.8; x_0 = 3.7; v = 1.5; \gamma_1 = 1.0; \gamma_2 = 1.5$. Piece-wise linear potentials are also drawn. Realistic parameters are: $x_0 \sim 5\mu\text{m}; v \sim 10^{-5}$ to $10^{-4}\mu\text{m/s}; \gamma_2 \simeq 1.5\gamma_1, \gamma_1 \sim 10^{-3}\text{N s/m}; a \sim 10^{-6}\text{N/m}$.

Let us compute the mean stationary value of the velocity during the effective stroke. We can write the average active current as

$$I \equiv I_2 = -I_1 \quad (3)$$

with

$$I_i = \int J_i(x) dx$$

With a little manipulation of equation 2 it is easy to obtain a third order differential equation for P_1 (or P_2) that, once solved, allows to compute explicitly the above averages. We have been able to solve analytically this equation by transfer matrix method in the case of piece-wise linear potentials (figure 1). For more general cases, typically that of a quadric V_1 and a quartic V_2 (figure 1), we have resorted to solve numerically equation 2 and look at its long-time behavior.

From simulations and calculations it's clear that, when $v = 0$, $I_1 = I_2 = 0$ and there is no biased pumping. For $v \neq 0$ instead the average currents are finite and sustain fluid flow. In figure 2 we show the computed average

active current $I(v)$ as a function of the surrounding fluid velocity; and it is nonzero for $v \neq 0$.

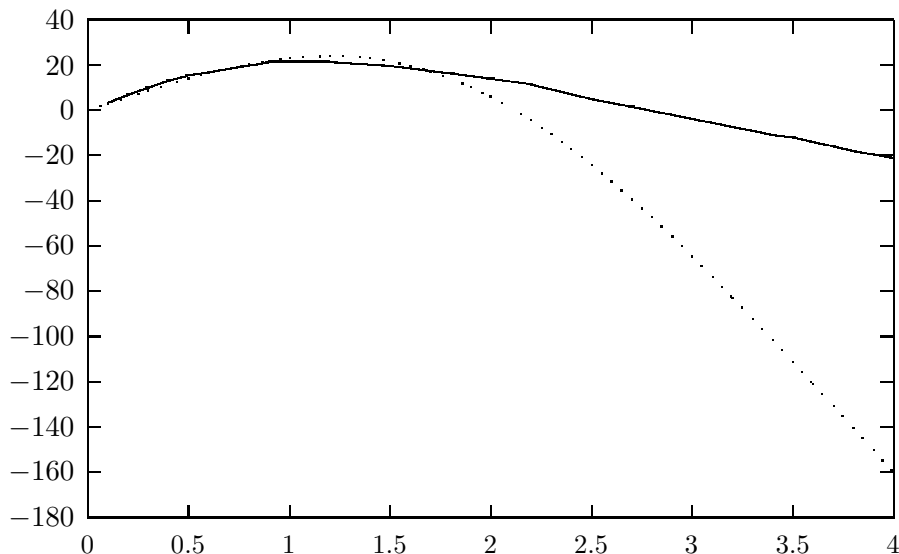


Figure 2: Active current $I(v)$ as a function of the surrounding fluid velocity from calculation with the potentials of fig.2 (dotted line for piece-wise linear potential).

We now give a heuristic argument that, for low temperature and driving velocity, justifies this behaviour. In these conditions, the process is well approximated by a sequence of jumps between the minimums of the two potentials. These jumps are unbiased as long as there is no driving velocity, since the left-right symmetry is not broken. The presence of the linear term induces a bias in the jump probability, so that from the minimum $x_m(v)$ of V_1 (figure 1) the rower has a probability of $1/2 + \pi(v)$ to fall into x_+ and $1/2 - \pi(v)$ to fall into x_- . Thus we can estimate the average current as $\frac{2\pi(v)}{p}$, where p is the period of the rowing cycle.

If we make the further assumption that in the recovery phase the probability distribution for the position of the rower relaxes to a gaussian centered in $x_0(v)$, with width $\frac{T}{a}$, it is easy to see that

$$\frac{1}{2} + \pi(v) = \sqrt{\frac{T}{a}} \text{erf}(x_0(v) - x_M(v))$$

which, substituting, gives the same qualitative behaviour for the average current as that shown in figure 2.

Thus, for nonzero external velocity field v , $I(v) \neq 0$, and the rower breaks left-right symmetry. In this situation, the average Stokes force that

the rower exerts on the surrounding fluid is

$$F_S = (\gamma_2 - \gamma_1)I(v)$$

and there is biased pumping of the fluid as long as the two viscosities are different. In the above expression, the information on the transition times is contained in I . The dependence of the force on the fluid velocity is reminiscent of the *mechano-sensitivity* found by Murase in [12].

3.2 Array of rowers

In the case of a planar array of N interacting rowers beating in the same direction and arranged on a lattice (which can also be random), we have N equations that look like equation 1, but the surrounding fluid velocity term v has to be substituted by the contribution of all the other rowers through hydrodynamic interactions. That is, we have a sum of all the other particles velocities to which we apply the mobility matrix, which we take as $\bar{H}_{II} = \mathbf{1}$, $\bar{H}_{IJ} = \mathbf{H}(\mathbf{r}_{IJ})$, where $\mathbf{H}(\mathbf{r}) = \frac{1}{8\pi\eta r}(\mathbf{1} + \hat{\mathbf{r}}\hat{\mathbf{r}})$ is the Oseen tensor, which has a dependence on the inverse distance (see [40] p.68). Then we write (I and J label lattice sites and $\hat{\mathbf{d}}$ is the versor of the rower's motion):

$$\mathbf{v}_I = \sum_{J \neq I} \bar{H}_{IJ} \left[\left(-\frac{\partial V(\sigma_J, x_J)}{\partial x_J} + \xi_{\sigma_J, J} \right) \hat{\mathbf{d}} \right]$$

and the analogous of eq. 1 is:

$$\dot{x}_I = \mathbf{v}_I \cdot \hat{\mathbf{d}} - \frac{1}{\gamma_{\sigma_I, I}} \left[\frac{\partial V(\sigma_I, x_I)}{\partial x_I} + \xi_{\sigma_I, I} \right] \quad (4)$$

The problem is hard to tackle analytically as is, because it is a self-consistency problem in which the instantaneous configuration of the rowers affects the Stokes field, which in turn enters the equation of a single rower as the (local) velocity of the surrounding fluid. Nevertheless, a mean field calculation is fairly easy. That is, we examine if a macroscopically steady constant flow can be sustained by the beating rowers.

We can write (see [40]) the average velocity field in one point \mathbf{R} of the surrounding fluid as

$$\mathbf{v}(\mathbf{R}) = \sum_J \bar{H}(\mathbf{R} - \mathbf{r}_J) \gamma(\sigma_J) (\mathbf{I}_{\sigma_J, J} - \mathbf{v})$$

Which, averaged and projected along the direction of beating, taking into account the average force exerted by the single rower, gives the self-consistency relation for the constant fluid velocity

$$v_{\text{fluid}} = \frac{H^{\text{int}}(\gamma_2 - \gamma_1)}{1 + H^{\text{int}}(\gamma_2 + \gamma_1)} I(v_{\text{fluid}})$$

The quantity H^{int} is a number that derives from the sum over the (finite) lattice sites of the Oseen propagators, and I is the average active current, as defined in equation (3). If H^{int} is big the equation becomes $v_{\text{fluid}} = \frac{\gamma_2 - \gamma_1}{\gamma_2 + \gamma_1} I(v_{\text{fluid}})$, whereas in the limit of small H^{int} we get $v_{\text{fluid}} = H^{int}(\gamma_2 - \gamma_1) I(v_{\text{fluid}})$. The value of H^{int} depends of course on the arrangement of the rowers on the lattice, and can be easily calculated. When the number of rowers is not finite problems may arise because of the $\frac{1}{r}$ dependence of the Oseen tensor, but this situation is not realistic for systems of cilia. Following Landau [41], one could extend the sum over the penetration length of the hydrodynamic interaction, so that the constant will be a function of the surface density of cilia.

Then, the velocity field can be either zero, or take the (positive or negative) selfconsistent value $v_{SC} \neq 0$ (fig. 3).

This means that the system of rowers is able to set up a macroscopic (and macroscopically steady) flow in the fluid. As this flow is selfconsistently maintained by the array of rowers, we can see this process as a spontaneous, dynamic symmetry breaking.

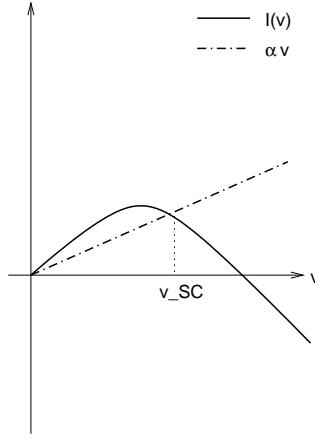


Figure 3: Sketch of the selfconsistent velocity calculation. $\alpha = \frac{1 + H^{int}(\gamma_2 + \gamma_1)}{H^{int}(\gamma_2 - \gamma_1)}$

4 Metachronal coordination

The mean field approach of the above paragraph prevents by construction the analysis of wave-like patterns in the beating of the rowers. It tells us that the fluid is pumped by the rowers but not if they pump it *coordinately*. In this section we want to analyze the possible active role of hydrodynamic interaction not only in breaking left-right symmetry but also in creating patterns without any direct interaction between the rowers.

To escape from the mean field description we turn to a path integral representation of equation 4.

The entity of interest is the effective action for the configuration variables. It is from the minima and from the curvature of this action that we expect to get evidence about the existence of waves (patterns).

The reduced partition function to the configurational variables is

$$Z(J_I(t)) = \langle \exp[\sum_I \int dt J_I(t) x_I(t)] \rangle_{\xi, \sigma}$$

The two averaging steps involved are integration on thermal noise ξ and on the “chemical noise” σ .

Integration on thermal noise is straightforward (see [42]).

The second integration is a much more delicate step. First, σ is not only an additive noise, but it has a multiplicative role too. Furthermore it is necessary to keep explicitly into account the fact that σ has to be described on time scales that are greater than the thermalization times. In our description of the system, we are considering the “ground” state of the system to undergo continuous changes driven by the dynamics of the discrete field σ . Thus, in our model the metachronal wave cannot have the nature of a small oscillation around an equilibrium state but rather it is a far-from-equilibrium oscillatory pattern. This implies that standard techniques relying on conservation laws or symmetry breaking (see for example [43]) cannot be employed to find waves in the form of propagating modes. In this view, the assumption that the time scales of thermalization are fast compared to σ is very important in order to see any kind of oscillation.

Given these preliminary notes, in what follows we outline the calculation. It is convenient to rewrite the mobility matrix as

$$L_{IJ} = H_{IJ} + \eta \sigma_I \delta_{IJ}$$

– where the dependence on σ has been isolated and H_{IJ} has the same off-diagonal terms as the Oseen tensor – and to approximate the inversion of L up to first order in η . Moreover, we choose for simplicity to have the potentials $V_{\sigma,I} = \frac{1}{2}a(x_I - \sigma_I)^2$, so that the symmetry breaking is assumed and the two wells are quadratic with the same stiffness a . This choice allows us to analyze the existence problem of the metachronal wave using

straightforward algebra. Keeping into account more general potentials involves non-linearities which, however, do not affect space-time derivatives and consequently do not change our analysis about the metachronal wave.

Integration on thermal noise is carried on with

$$\langle \xi_I(t) \rangle = 0 \quad ; \quad \langle \xi_I(t) \xi_J(t') \rangle = L_{IJ}^{-1} \delta(t - t')$$

and gives an effective dynamical action depending on the fields x and σ :

$$S = \int dt (\mathcal{L}_x + \mathcal{L}_{x,\sigma} + \mathcal{L}_\sigma)$$

where \mathcal{L}_x depends only on the configurations, \mathcal{L}_σ involves the field σ , and $\mathcal{L}_{x,\sigma}$ is an interaction term.

We find

$$\begin{aligned} \mathcal{L}_x &= \sum_{I,J} x_I [H^{-1}(-\partial_t^2 + a^2 H^2)]_{IJ} x_J + 2a^2 \eta \sum_I x_I \\ \mathcal{L}_\sigma &= a^2 \sum_{I,J} \sigma_I H_{IJ} \sigma_J + \eta a^2 \sum_I \sigma_I \\ \mathcal{L}_{x,\sigma} &= 2a \sum_I \sigma_I (\dot{x}_I + a \sum_J H_{IJ} x_J) + \eta \sum_I \sigma_I [a^2 x_I^2 - \sum_{PQ} H_{IP}^{-1} \dot{x}_P H_{PQ}^{-1} \dot{x}_Q] \end{aligned}$$

Let now consider the integration in σ .

Given that there is no *exchange* of chemical information between the rowers, the fact that the cyclic nature of the chemical noise cannot be ignored by the thermalization process imposes that the functional measure for the noise has to be written in the form

$$d\Sigma(\sigma) = [d\sigma] \exp\left\{-\frac{1}{2} \sum_I \int dt \sigma_I(t) \Sigma(\partial_t) \sigma_I(t)\right\} \quad (5)$$

which is diagonal in space and with *not* strictly positive definite kernel Σ . This last requirement is crucial.

Let us suppose in fact to work with a strictly positive kernel and with zero mean value -like in the case in which the time scales allow to describe the transition between states as a gaussian noise. It is immediate to verify that the system becomes purely dissipative. In fact, the equation for the classical (most probable) field is

$$\sum_J [a^2 (H + \Sigma)^{-1} \Sigma]_{IJ} x_J = 0$$

which admits the null-path as unique solution, with fluctuations exponentially decreasing both in space and time.

For a purely dissipative system the hydrodynamic interaction has no influence on the stationary configuration of the system, and cannot set up any mode. In the large time limit the probability distribution becomes

$$P_{\text{stat,hydr}} \sim e^{-\frac{1}{2} \sum_J x_J^2}$$

so that H_{IJ} does not intervene in any way in the stationary probability measure, but it may just modify the thermalization times. In thermodynamic words, this means that the hydrodynamic interaction has (by construction, in fact) no influence on the equilibrium free energy. It is therefore not possible to create spatially inhomogeneous stationary states for overdamped oscillators interacting hydrodynamically.

Let us now analyze the case where Σ is *not* strictly positive.

What follows is independent of the specific choice of the operator Σ , for example one can write - as in the Brazovskii model [44] - $\Sigma = (C^2 \partial_t^4 + D^2 \partial_t^2 + B^2)$. In this the most favored modulation in time is $\omega^* = |\frac{D}{\sqrt{2}C}|$ and it can be identified with the transition frequency. The fact that this modulation corresponds to a zero-mode is not a problem with a bounded field.

We proceed summing over σ as the integral in eq. 5 should be gaussian. This loose use of mathematics transfers the zero-mode to the field $x_I(t)$ without switching on terms which may keep the divergency of the measure under control (we recall that a zero-mode without regularization makes the measure unbounded, then meaningless). Since in our case the zero-mode can not be resolved by exploiting symmetry, we must assume that the field $x_I(t)$ is limited in width. We think that this assumption is physically justified but mathematically open. The results that we can easily obtain with this assumption are equivalent to the results of a different, more heavy but mathematically more careful analysis. Namely, one can study the effective action with a fixed realization of the chemical noise. In this manner one can see that the boundedness of σ and of its correlation is transferred to the field $x_I(t)$. The average over σ does not affect such property.

Thus, we assume the boundedness of the field $x_I(t)$ and look for the classical solution - the most probable path - of the form $\underline{x} = \underline{x}^0 + \eta \underline{x}^1 + \dots$. It is easy to verify that \underline{x}^0 e \underline{x}^1 are solutions of the equations (from hereafter we will take $a = 1$):

$$\sum_J [(-\partial_t^2 + H^2) \frac{\Sigma}{H(H + \Sigma)}]_{IJ} x_J^0 = 0 \quad (6)$$

and

$$\sum_K [(-\partial_t^2 + H^2) \Sigma]_{IK} x_K^1 = \sum_J H_{IJ} - \frac{1}{2} \sum_J (-\partial_t + H)_{IJ} [(x^0)^2 + (H^{-1} \dot{x}^0)^2]_J - \dots \quad (7)$$

Considering \underline{x}^0 first, the positivity of $(-\partial_t^2 + H^2)$ and the existence of H^{-1} imply (eq. 6) that \underline{x}^0 is a solution if $\Sigma \underline{x}^0 = 0$. This means that the classical path does not depend on the spatial variables explicitly but only through the initial conditions, thus it is random in space.

Such a solution describes a null velocity for the fluid environment – given by the off-diagonal terms of H applied to \underline{x}^0 , so that the symmetry of the Oseen tensor and the spatial independence of \underline{x}^0 lead to the result.

The first correction in η gives \underline{x}^1 . As one can see by eq. 7, \underline{x}^1 has a space-time source. Nevertheless, like for \underline{x}^0 , there is no explicit dependence on spatial variables. In fact, the first term is constant with respect to space and time, and the second term becomes (spatially) homogeneous after the action of $(-\partial_t^2 + H^2)^{-1}$. It is relevant that that \underline{x}^1 gives a non zero fluid velocity. In fact, \underline{x}^1 is linear in $(\partial_t \underline{x}^0)^2$ and $(H^{-1} \partial_t \underline{x}^0)^2$, that is, it contains terms with fixed sign, which cannot be cancelled by the symmetry of the Oseen tensor - like it happens at zeroth order.

At this level of the analysis, the conclusion is: the rowers are idoneous to pump fluid, but without coordination.

We shall now consider the fluctuations and limit our study to the quadratic part of the effective action. Our task is to analyze the paths which correspond to non-zero eigenvalues λ of the operator in eq. 6 (which gives the solution \underline{x}^0).

Calculation is immediate by considering the Fourier transform.

Let ω and k be conjugate variables to time and position respectively. The paths are $x_I(t) = e^{i(\omega t + k I)}$ with dispersion relation

$$\lambda = (\omega^2 + H(k)^2) \frac{\Sigma(\omega)}{H(k)[H(k) + \Sigma(\omega)]} \quad (8)$$

For each λ this relation gives a “band” of solutions with the same statistical weight. Together with the true waves – the *metachronal waves* – there is a solution of the same kind of \underline{x}^0 , namely with spatial *randomness*. These solutions are obtained, for each λ , by considering the limit $k \rightarrow 0$ and recalling that H is essentially the inverse of the laplacian – in fact, for $k \rightarrow 0$ the operator that we are considering reduces to $\Sigma(\omega)$.

At this further level of analysis the conclusion is: hydrodynamic interaction is frustrated in sustaining the metachronal waves because for every metachronal mode there is a path, with the same probability of the wave, and the same random nature of the classical solution. Furthermore the metachronal waves are always depressed with respect to the classical solution.

Within the fixed frame that we do not consider exchange of chemical information between rowers, the sole way to generate true metachronism is then to consider a scenario in which the chemical noise is dynamically related to the configuration. We would like to analyze this problem more carefully in a future work. We just mention here that this scenario includes

as a special case the stochastic analogous of the “geometric switch” mechanism found in [35] and [27], in which the transitions between the active and passive phases of the cilium are determined by its reaching some limit configurations.

If we include a dependence on the configuration in the dynamical equation for the chemical field: $\dot{\sigma} = f(\sigma, x)$, the quantities ω_i in eq. 2 become necessarily functions of the space coordinate of the rower. The results of sections 2 and 3 do not change. On the contrary, the functional integral study undergoes a dramatic change. Time modulation of chemical noise need not be required *ab initio*. In this case there are two interacting fields, $x_I(t)$ and $\sigma_I(t)$, the functional integral is well defined and a correct perturbative analysis can be carried on. The scenario is formally equivalent to the one for modulated phases in membranes with defects [36]. Dealing with quadratic potentials, for example, it is possible to integrate out the continuous configurational degrees of freedom – as in [45] – obtaining an effective model for the chemical noise. In such a model the zero-mode turns out to be spatially correlated, opposite to what happens treating the chemical noise as an external random field.

5 Conclusions

We introduced a model system, the rower, which contains some essentialities of the cilium and, being economic in degrees of freedom, enables to deal with stochastic features of this system.

We computed the probability current of one rower interacting with a surrounding fluid in a steady state, and we used the result to deal with the problem of left-right symmetry breaking of this entity.

The same expression of the current was then used in a self-consistent mean field-like calculation for a planar array of rowers coupled hydrodynamically. The result was that rowers can cooperate to set up a macroscopic flow in the fluid.

Finally, we presented the problem of metachronal coordination in terms of correlation between rowers, and discussed a path-integral calculation that enables to point out some features that are sufficient for the model to exhibit this behavior.

This kind of calculation can be a useful tool in general for systems driven far from equilibrium by a stochastic process that switches the Hamiltonian locally.

The indications that come from the last two calculations are that

- 1) For our rowers the metachronal wave is not necessary to set up a macroscopic flow in the surrounding fluid.

- 2) Without any direct interaction between rowers the hydrodynamic interaction is unable to explain the existence of pure metachronism. Rather, it is active in generating metachronal waves which are intrinsically frustrated by the presence of random fluctuations of the same statistical weight, together with the random dominant solution.
- 3) The onset of a metachronal wave requires a coupling between position and transition frequency of the rower, provided the only interaction between rowers is hydrodynamic.

These results need to be examined in greater detail to fully understand their implications for the real system. We are currently running numerical simulations to support our results.

References

- [1] Alberts D., et. al. *The Molecular Biology of the Cell*, (Garland, NY, 1994).
- [2] *Cilia and Flagella*, edited by M.A.Sleigh, (Academic Press, London, 1974).
- [3] J.Gray, and G.Hancock ,J.Exp.Biol. **32**, 802 (1955).
- [4] K.E.Machin, J.Exp.Biol. **35**,796 (1958); Proc.Roy.Soc.Lond. **B158**, 88 (1963).
- [5] C.J.Brokaw, Biophys. J. **12**, 564 (1972).
- [6] C.J.Brokaw, Biophys. J. **16**, 1013 (1976); **16**, 1029 (1976).
- [7] M.Hines, J.J.Blum, Biophys. J. **23**, 41 (1978).
- [8] J.L.Lighthill, SIAM *Rev.* **18**, 161 (1976).
- [9] R.E.Johnson ,and C.J. Brokaw, Biophys. J. **25**, 113 (1979).
- [10] M.Murase, H.Shimizu, J.theor.Biol. **119**, 409 (1986).
- [11] M.Murase, M.Hines ,and J.J.Blum, J.theor.Biol. **139**, 413 (1989).
- [12] M.Murase, J.theor.Biol. **146**, 209 (1990).
- [13] M.Murase, J.theor.Biol. **149**, 181 (1991).
- [14] T.J.Lardner, and W.J. Shack Bull.Math.Biophys. **34**, 325 (1972).
- [15] J.R.Blake, J.Fluid Mech. **55**, 1 (1972).
- [16] N.Liron, and S.Mochon J. Fluid Mech. **75**, 593 (1976).
- [17] J.R.Blake, Bull.Math.Biol. **35**, 513 (1973)
- [18] N.Liron, and S.Mochon J.Eng.Maths. **10**, 287 (1976).
- [19] N.Liron, J. Fluid Mech. **86**, 705 (1978).
- [20] N.Liron, R. Shahar J. Fluid Mech. **86**, 727 (1978).
- [21] J.R.Blake, N. Liron, and G.K.Aldis, J.Theor.Biol. **98**, 127 (1982).
- [22] N.Liron , J. Fluid Mech. **143**, 173 (1984).
- [23] S.Gueron, N. Liron, Biophys. J. **63**, 1045 (1992).

- [24] S.Gueron, K.Levit-Gurevitch, N. Liron, Proc. Nat. Acad. Sci. USA **94**, 6001 (1997).
- [25] S.Gueron, K.Levit-Gurevitch, Biophys. J. **74**, 1658 (1997).
- [26] S.Gueron, N. Liron, Biophys. J. **65**,499 (1993).
- [27] S.Gueron, K.Levit-Gurevich Proc. Nat. Acad. Sci. USA **96**, 22:12240 (1999).
- [28] Gheber L., Priel Z. Cell Motil. Cytoskeleton **16**, 167 (1990).
- [29] L.Gheber, A. Korngreen, Z. Priel, Cell Motil. Cytoskeleton **39**, 9 (1998).
- [30] L. Gheber, Z. Priel, Biophys. J. **55**, 183 (1989).
- [31] Z. Priel, A.C. Tsoi, Biorheology **27**, 125 (1990).
- [32] Y.Ben-Shimol, I.Dinstein ,A.Meisels, Z.Priel, Journal of computer assisted Microscopy **3**, 870 (1991).
- [33] C.Shingyoji, J.Cell.Sci. **98**, 175 (1991).
- [34] E.F.Smith, P.A.Lefebvre, Cell Mot. Cytoskeleton, **38**,1 (1997).
- [35] S.Gueron, K.Levit-Gurevich, N.Liron, and J.J.Blum Proc. Nat. Acad. Sci. USA **94** 6001 (1997).
- [36] S.Leibler, D.Andelmann, J.Phys.France **48**, 2013 (1987).
- [37] E.M.Purcell, Am. Jour. of Phys.,**45**, 1 (1977).
- [38] R.Dean Astumian, M.Bier, Phys. Rev. Lett. **72**, 1766 (1994).
- [39] S.K.Ma *Modern theory of critical phenomena* (Benjamin, Reading Mass., 1976).
- [40] M.Doï, S.F.Edwards *The Theory of Polymer Dynamics* (Oxford Univ. Press, London, 1986).
- [41] L.Landau, E.Lifshitz *Mecanique des Fluides* (MIR, Moscow, 1971).
- [42] J.Zinn-Justin, *Quantum Field Theory and Critical Phenomena* (Oxford Univ. Press, Oxford, 1989).
- [43] D.Forster *Hydrodynamics, Fluctuations, Broken Symmetry, and Correlation Functions* (Benjamin, Massacchussets, 1975).
- [44] S.A.Brazovskii Zh.Eksp.Teor.Fiz. **68**,175 (1975); Sow.Phys.JETP **41**, 85 (1975).
- [45] B.Bassetti, C.A.Mantica, P.Jona, Eur.Phys.J.B **1**, 359 (1998).