

Spontaneous Phase Separation in a Vibro-fluidized Granular Layer

P Sunthar and V Kumaran

*Department of Chemical Engineering,
Indian Institute of Science, Bangalore, 560 012, India.*

A new type of two phase coexistence in a vibrated granular material is reported in the limit where energy transfer between the particles and the bottom wall occurs due to discrete collisions. A horizontally homogeneous bed develops inhomogeneities in which a dense and a dilute phase separate and coexist. The dilute region resembles a gas, while the dense region is like a liquid and a velocity distribution very different from a Gaussian.

Granular materials occur in diverse sizes and shapes. This leads to a variety of complex patterns in collective motions of grains, which are of relevance to predicting natural phenomena as well as for process design in industry [1]. Though the interactions between grains are complex in nature, many complex patterns are reproduced by simple microscopic interactions, such as hard sphere inelastic collisions. Of recent interest are granular materials subjected to vertical vibrations. When the amplitude of bottom wall vibrations is comparable to the bed height, the top surface becomes unstable and forms a periodic wavy pattern with peaks and troughs [2]. An unusual type of excitation is the “oscillons” reported in [3] where the excitation is localized. In general it is argued that [4] the various patterns observed in a vibrated granular layers are a result of interaction between standing waves. Several of these patterns—squares, stripes, hexagons, kinks, etc.—have been recovered have by a simple model of interacting waves [5].

Eggers [6] has simulated a vibrated bed under gravity with two compartments separated by a wall which allows particles from one side to the other through a small slit at a given height. For vigorous shaking, the populations in the two halves remain equal, but at a lesser rate of shaking, the bed separates into stable coexistence of a high and a low density phase. It is also shown that such a stationary state can be captured by a flux balance of particles from one side to the other calculated by the simple kinetic theory of [7]. Occurrence of large scale inhomogeneities in industrial vibrated beds is reported in [8], which seem to be similar in nature to a two phase coexistence, but the instability disappears when the surrounding air medium is evacuated. Phase separations have been observed in two dimensional horizontal plane simulations [9] and experiments [10]. The particles are restricted to move only in the horizontal two dimensional plane, and the coexistence is between two phases whose static structure are an ordered (collapsed) phase and a liquid-like phase (which is referred to as “gas-like” in [10]). For a mono-layer of particles, the the ratio Γ of the maximum acceleration of the wall and the acceleration due to gravity in [10] is less than unity.

A new type of phase coexistence phenomenon observed in two dimensional computer simulations of a vertically vibrated granular material is reported here. The parameter regime where this is observed differs from that of previous studies in two respects.

1. These are observed in a low density regime, where the area fraction of the particles is small, i.e., the mean free

path is large compared to the particle diameter. This is in contrast to previous studies [10] where the mean free path less than the particle diameter.

2. In the present case, the frequency of the base vibration is large compared to the frequency of oscillation of the bed, and amplitude is small compared to the mean free path of the particles. Consequently, the amplitude and frequency of the base are not relevant parameters in determining the state of the bed as in [2], and the only relevant parameter is the energy transfer from the base to the particles in discrete particle collisions.

Since we are interested in the dilute limit, it is useful to characterize the system by the parameters relevant for a dilute vibro-fluidized bed [7] in the limit where the area fraction is small and the coefficient of restitution is close to 1. The relevant parameters are $N\sigma$, which gives the number of mono-layers of particles at rest, and the parameter $\epsilon = (U_0^2/T)$, which is a measure of the ratio of the dissipation over time scales comparable to the time between collisions and the average energy of a particle. Here N is the number of particles per unit width, σ is the particle diameter, U_0^2 is the mean square velocity of the vibrating surface and T , the ‘granular temperature’, is the mean square velocity of the particles (the mass of a particle is set equal to 1). It was shown that in the limit $(1 - e^2) \ll 1$, the parameter ϵ is given by

$$\epsilon \equiv \frac{U_0^2}{T} = \frac{\pi N \sigma (1 - e^2)}{2\sqrt{2}}. \quad (1)$$

The area fraction of particles ν in the dilute limit is exponentially decaying in the vertical direction, and is given by $\nu = \nu^\circ e^{-gz/\bar{T}}$, where $\nu^\circ = \pi N g \sigma^2 / (4T)$ is the area fraction of particles at the bottom of the bed. The area fraction at the bottom is kept at a constant value $\nu^\circ = 0.077$ in the simulations.

The other parameters usually used for characterizing pattern formation in vibrated granular systems are not relevant for the present simulations.

1. The ratio of characteristic frequency of vertical oscillation of the bed (g/\sqrt{T}) , and frequency ω_w of the bottom wall oscillations, is maintained at a constant value of 0.01 in the simulations, indicating that there are no correlated collisions of the bed with the bottom wall.

2. The ratio of accelerations $\Gamma = (U_0 \omega_w / g)$, which is proportional to the inverse of the ratio of frequencies, varies in a range $10^2 - 10^4$.
3. The ratio of the amplitude a_w of the bottom wall vibrations to the mean free path varies in the range $5 \times 10^{-4} - 0.04$, so that the wall does not induce any mean motion in the bed.

In this parameter regime, the dynamics of the bed is coupled to that of the bottom wall only through the energy transfer to the particles (by random collisions with the wall), and the mean motion of the bed is not correlated to the dynamics of the bottom wall. Therefore, the periodicity of the bottom wall vibration does not induce a periodic motion in the granular layer. This is confirmed by the observation that the instabilities are observed even when the bottom wall is kept stationary, but the wall velocity at collision is selected randomly with a probability distribution identical to that for the vibrating wall [11].

The simulation cell is a box containing N circular discs per unit width vibrated at the bottom. The gravitational acceleration force g acts vertically downwards. There are two side walls separated by a width W , and the top is open. Inter-particle collisions are inelastic, and are characterized by a constant coefficient of restitution e . For the sake of simplicity, the interaction of the particles with the three walls is assumed to be elastic.

In the present study, we consider the effects varying $N\sigma$ and ϵ ; the other parameters are kept constant at the values mentioned above. The simulations show that at low values of the parameter ϵ , less than about 0.3, there is a fluidized state which is uniform in the horizontal direction. As ϵ is increased above 0.3 at constant $N\sigma \leq 5$, there is a separation of coexisting regions of high and low densities. (For $N\sigma > 5$, the system forms convection rolls, which will be reported elsewhere). This can be seen in Fig. 1, which shows the formation of two coexisting regions of a dense and a dilute region. After the formation of two coexisting regions, there is no further variation in the average densities of the two regions, though there is a variation in the position of the interface between the two regions. Changing the width of the cell does not alter the length scale of the density fluctuation, but simply alters the number of dense and dilute regions as in Fig. 2, which shows the variation of the scaled local density fluctuation $\tilde{N}(x) = N_x/N - 1$ for two different cell widths. (It can also be shown that there is no phase separation for smaller widths, giving one possible reason why such instabilities were not observed earlier.) The static structure of the two phases can be represented by the pair distribution function $g(r)$, which is shown in Fig. 3. Here we see that the dilute region is like a gas phase with uncorrelated particle positions and the dense phase is like a liquid phase showing correlations up to a few particle diameters.

Another salient feature of this coexistence is the form of the velocity distribution function in the dense phase. Fig. 4 shows the velocity distribution functions in the dilute and the dense regions. A Gaussian curve with the same temperature is also plotted along each for reference. It is seen that in the dilute region, the distribution function is very close to the Gaussian

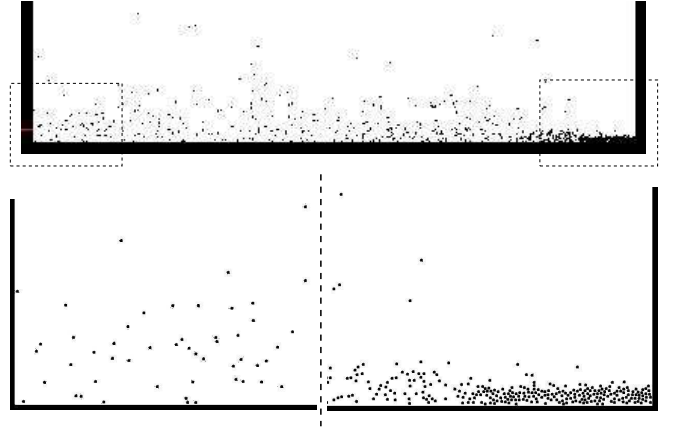


FIG. 1: Exploded view of snapshots of regions near the left and the right wall. A coexistence of the dilute and dense regions can be seen near the right wall. The parameters used for this simulation are: $N\sigma = 1$, $\epsilon = 0.75$, and $\nu^\circ = 0.077$. The horizontal width of the cell here is $W = 624$. The variation in the scaled density fluctuation can be seen in Fig. 2.

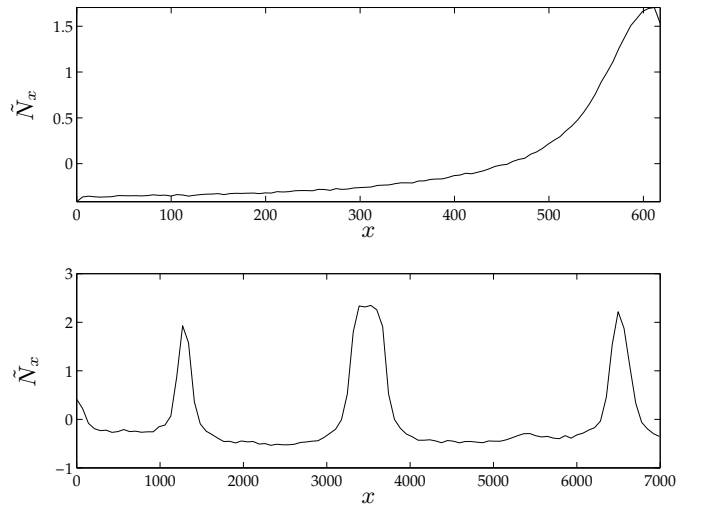


FIG. 2: The steady state variation of the scaled density fluctuation $\tilde{N}(x)$ across the width of the cell is shown here for two different cell widths. The parameters used for this simulation are: $N\sigma = 1$, $\epsilon = 0.75$, and $\nu^\circ = 0.077$. A snapshot of the first plot is shown in Fig. 1. The dense regions coexist with dilute regions on both sides and are not necessarily restricted near the walls of the container, as shown in the second plot.

distribution, whereas in the dense region the distribution function shows non-Gaussian tails. Such non-Gaussian distributions have been found in many other granular systems where other kinds of clustering phenomena have been found [12].

It is to be noted that the two phase state is not observed if a constant temperature condition is used at the bottom wall for the same parameter values as those for which phase separation is observed.

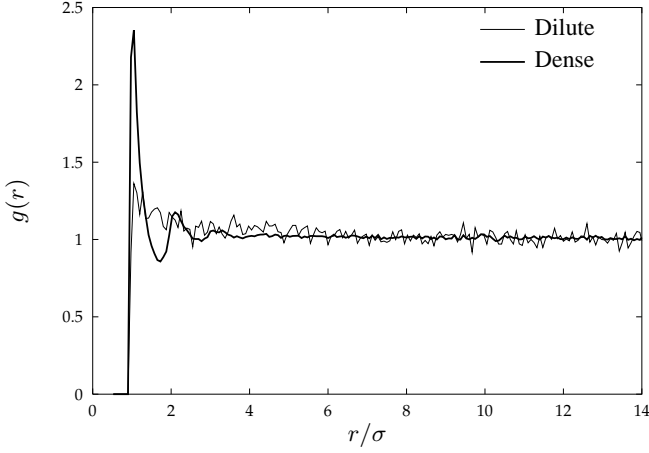


FIG. 3: Pair distribution function in the dilute and dense phases. The static structure of the dilute phase is similar to a gas and the dense phase is similar to a liquid.

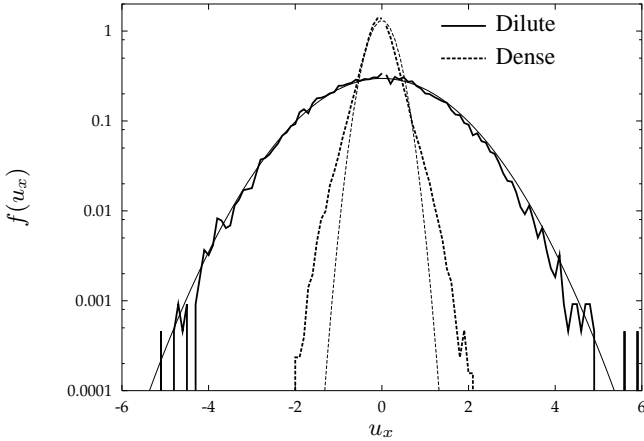


FIG. 4: The distribution function of horizontal velocities in the dilute and the dense regions is plotted here. A Gaussian curve corresponding to the same local temperature T is also plotted along for comparison. It is seen that for the dilute region distribution function is very close to the Gaussian curve, whereas for the dense region the distribution function shows a non-Gaussian behavior.

ration is observed with a vibrating wall. The physical reason for this is as follows. When a constant temperature condition is enforced at the bottom wall, the mean kinetic energy of the particles after collision with the wall is independent of the kinetic energy before collision. This boundary condition tends to damp out temperature variations in the horizontal direction, since the post-collisional mean kinetic energy of the particles is independent of horizontal position. When a real vibrating wall is used, however, the collision of a particle with the wall only augments the kinetic energy of a particle, and so horizontal temperature variations are not damped out at the

wall. This leads to the coexistence of regions with two different temperatures for a system driven by a vibrated surface for conditions under which a system with a constant temperature surface does not show this coexistence.

The simulations also indicate that the horizontal position of the interface between the high and low density regions fluctuates in time, as shown in Fig. 5. To study the dynamics of the interface, we have plotted the Fourier transform of the density fluctuation at the interface. In the second plot of Fig. 5, we see that the dominant peak occurs only in the interface region and is clearly characterized by a single frequency, the corresponding time period (1.6×10^4) matches the order of fluctuations seen in the time domain.

It is natural to attempt to provide an explanation similar to [6] for the coexistence of two densities in a vibrated bed separated into two compartments with a hole in the wall. However, it is shown here that such an explanation is not valid for the present case. In the spirit of [6], let us consider the possibility of a distribution of the particles into two “compartments” with two different densities (number of particles per unit width) $N_1 < N_2$. Coexistence requires that the horizontal fluxes of particles F_1 and F_2 between these two compartments be equal. The width W_1 of the first compartment can be determined from the constraint on the total number of particles. The constraints for a steady state distribution are

$$F_1 = F_2 \quad (2)$$

$$N_1 W_1 + N_2 (W - W_1) = N W \quad (3)$$

The above condition requires that the total horizontal flux $F(N)$ be a non-monotonous function of N . This can be realized when the exchange between the two compartments takes place only at a particular height, as shown in [6]. When there is no wall separating the two compartments, the total flux of particles across any vertical surface is $F(N) = N \sqrt{T}/2\pi$. Since $T \sim 1/N$ from Eq. (1), we have $F \sim \sqrt{N}$ which is a monotonic function of N . Therefore, a low density theory cannot explain the existence of a steady distribution. The flux at high density has to be obtained using the density profiles computed numerically by including the virial equation of state for the pressure—density relationship instead of the ideal gas equation of state [13]. It turns out that the variation of the fluxes for higher densities increases faster than \sqrt{N} . We have also computed the horizontal fluxes from simulation, by calculating the rate of particle collisions with the side walls for a system with different N and keeping all other parameters at a constant. For this simulation the width of the system is taken to be smaller than the length scale of separation so that the bed does not develop any inhomogeneity in the horizontal direction. The simulation results also indicate that the flux increases faster than \sqrt{N} in agreement with the theoretical predictions. We have also verified that the simulations, in the case of the phase separation, do not violate the net zero flux condition across different vertical surfaces. This implies that the coexistence of two phases cannot be understood using simple steady state flux balance models such as the one presented above, in contrast to the clusters (or phase separation) of [6], which could be explained using the dilute bed kinetic theory of [7]. However, it can be shown [11] that the variation

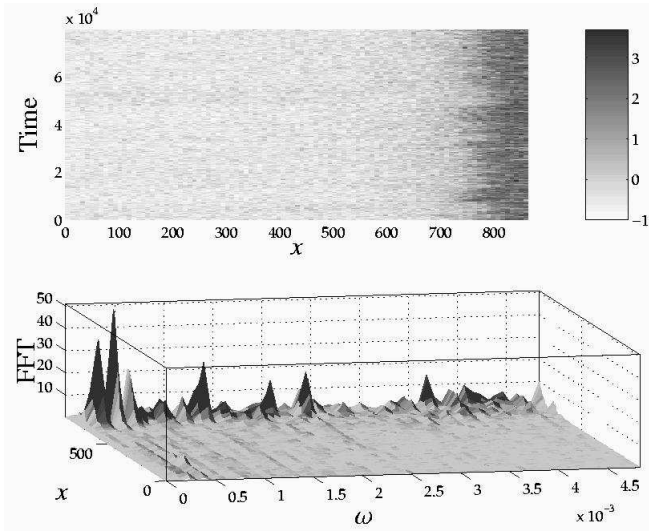


FIG. 5: Dynamics of the interface. A close inspection of the local scaled density fluctuations $\tilde{N}(x)$ in top plot shows that the cluster interface is not static but varying with time. The second plot shows the Fourier transform (FFT) of the density fluctuation in the time domain at different horizontal positions. A peak is found at $x = 770$ near the interface region. The characteristic radian frequency is around 4×10^{-4} , which corresponds to a time period of 1.6×10^4 roughly of the order of interface fluctuation in the top plot.

of the density and the temperature in the homogeneous state just before the occurrence of this instability can be adequately represented by the kinetic theory of [14], where the effects of the periodicity of wall vibration are neglected. This indicates that the stability of the system can be understood in terms of simple equations.

To conclude, a spontaneous symmetry breaking phenomenon is observed in a vibrated bed in a regime where it has not been observed before, i.e., in the dilute limit where the area fraction is small, the amplitude of the vibrating surface is small compared to the mean free path and the frequency is large compared to the frequency of mean motion of the bed. This appears similar to that reported by [6], but a detailed analysis indicated that the present phenomenon cannot be explained the simple model used there. This requires a more complicated model where the fluctuating nature of the interface and possibly the non-Gaussian nature of the distribution function in the dense phase is incorporated. A stability analysis of this state could have implications in understanding instabilities in driven granular materials and in pattern formation in vibrated beds.

-
- [1] H. M. Jaeger and S. R. Nagel, Rev. Mod. Phys. **68**, 1259 (1996).
 - [2] H. K. Pak and R. P. Behringer, Phys. Rev. Lett. **71**, 1832 (1993); E. Clément, L. Vanel, J. Rajchenbach, and J. Duran, Phys. Rev. E **53**, 2972 (1996).
 - [3] P. B. Umbanhowar, F. Melo, and H. L. Swinney, Nature **382**, 793 (1996).
 - [4] F. Melo, P. B. Umbanhowar, and H. L. Swinney, Phys. Rev. Lett. **75**, 3838 (1995).
 - [5] S. C. Venkataramani and E. Ott, Phys. Rev. Lett. **80**, 3495 (1998).
 - [6] J. Eggers, Phys. Rev. Lett. **83**, 5322 (1999).
 - [7] V. Kumaran, Phys. Rev. E **57**, 5660 (1998).
 - [8] Y. A. Buevich and A. F. Ryzhkov, JI. of Engng. Phys. and Thermal Phys. **626**, 1162 (English) (1980), translated from Russian.
 - [9] D. R. M. Williams, Physica A **233**, 718 (1996); X. Nie, E. Ben-Naim, and S. Y. Chen, Europhys. Lett. **51**, 679 (2000).
 - [10] J. S. Olafsen and J. S. Urbach, Phys. Rev. Lett. **81**, 4369 (1998); W. Losert, D. G. W. Cooper, and J. P. Gollub, Phys. Rev. E **59**, 5855 (1999).
 - [11] P. Sunthar, Ph.D. thesis, Indian Institute of Science, Bangalore, India, 2001, <http://chemeng.iisc.ernet.in/research/r-granular.html>.
 - [12] A. Puglisi *et al.*, Phys. Rev. Lett. **81**, 3848 (1998); J. S. Olafsen and J. S. Urbach, Phys. Rev. E **60**, R2468 (1999); F. Rouyer and N. Menon, Phys. Rev. Lett. **85**, 3676 (2000).
 - [13] P. Sunthar and V. Kumaran, Phys. Rev. E **60**, 1951 (1999).
 - [14] V. Kumaran, J. Fluid Mech. **364**, 163 (1998).