

# Magnetic Instability in Polymeric Light-Alkali Chains

A. Bergara<sup>1,\*</sup>, J. B. Neaton<sup>2</sup>, and N. W. Ashcroft<sup>1</sup>

<sup>1</sup>*Laboratory of Atomic and Solid State Physics and the Cornell Center for*

*Materials Research, Cornell University, Ithaca, NY 14853-2501, USA*

<sup>2</sup>*Department of Physics and Astronomy, Rutgers University, Piscataway, NJ 08855-0849, USA*

(December 27, 2000)

## Abstract

Using density functional theory the ground state structural, electronic, and magnetic properties of low average density light-alkali chains are investigated. A metallic, zigzag ground state structure is predicted as a result of Jahn-Teller deformation but, most interestingly, stable equilibria for chains under tension are predicted to be *ferromagnetic*, which can be traced to exchange effects arising from occupation of the second subband as a function of the interatomic distance.

PACS numbers: 71.15.Mb, 73.20.-r, 75.70.Ak

Myriad variations in structural, electronic, and magnetic properties of solids have been predicted with decreasing dimensionality, and with the advent of new techniques in atomic manipulation and nanofabrication [1], it is now possible to test these predictions experimentally. Recent experiments [2] examining linear metallic chains of gold atoms deposited on an inert insulating substrate revealed the absence of any discontinuity of the spectral function at the Fermi energy, a behavior consistent with Luttinger's picture of a *strictly* one-dimensional (1D) electron gas. Further, a Peierls instability [3] resulting in a charge-density wave [4] has been observed [5] using scanning tunneling microscopy (STM) in a 1D metallic system composed of a linear chain of indium atoms adsorbed on a silicon surface. On the other hand, the formation of suspended monoatomic wires [6] by using STM has also provided an opportunity to understand quantum size effects in nanowires [7]. Despite confirmation of such exotic structural and electronic properties, the existence of magnetic order in quasi-one-dimensional systems is somewhat controversial. By considering the simplest model of a linear chain of three-dimensional atoms and making the approximation that only one orbital-state per atom contributes to the conduction, Paul [8] predicted that its ground state should be non-ferromagnetic. This result was confirmed and generalized in the Lieb-Mattis theorem [9], which rules out the possibility of magnetic order ferromagnetism as the ground state of a single-band 1D system in the absence of spin- or momentum-dependent forces. However, this theorem is not applicable when two or more transverse subbands are occupied. Recent experiments [10] carried out with specially fabricated quantum wires have raised the possibility of a spin-polarized ground state at zero magnetic field. Numerical calculations based on the *jellium model* of single band 1D quantum wires are in disagreement. Recent quantum Monte Carlo calculations [11] do not observe a magnetic instability, even at low electronic densities. A Hartree Fock calculation [12], however, shows that exchange interactions overcome kinetic and correlation effects at low electronic densities, stabilizing a spin-polarized ground state. On the other hand, there is theoretical evidence [13] indicating that disorder enhances the contribution to the exchange and favors the spin-polarization, although the effect of impurities is not fully understood in these systems.

Previous experimental work by Whitman *et al.* [14] reported the structural and electronic properties of cesium adsorbed on semiconductor surfaces. With increasing cesium coverage, a transition from a two-dimensional overlayer to one-dimensional (1D) chains was observed. At low coverage, cesium atoms adsorbed on the substrate form long 1D zigzag chains that remain stable despite the fact that the interatomic distance is increased. In this Letter we present a first-principles analysis of electronic, magnetic, and structural properties of light alkali chains using density functional theory (DFT) within the local spin-density approximation [15] (LSDA) and with an assessment of gradient corrections [16] (see below). Our results indicate that light-alkali metallic chains adopt a polymeric structure at equilibrium and, when more than one subband is occupied, present a magnetic instability for a wide range of chain-lengths. According to Lieb-Mattis theorem by increasing the chain-length a magnetic transition to the paramagnetic state is predicted when only the *lowest* subband remains filled. Although the results in this paper mainly concern sodium our calculations also indicate that similar conclusions can be derived for lithium chains.

To examine the sodium chains over a wide range of interatomic distances, we use a plane wave implementation of DFT, the Vienna *Ab initio simulation package* (VASP) [17], and a Vanderbilt ultrasoft pseudopotential [18] treating only the 3s electron as valence. We use a supercell containing four atoms aligned along only one direction defining the chain and include 20 Å of vacuum in the orthogonal directions to minimize any Coulomb and exchange interaction between neighboring chains. For several different values of the chain-length per atom,  $x$ , we optimize both the interatomic distance,  $d$ , and the bond-angle,  $\alpha$ ; the resulting binding energies appear in Fig. 1. As can be seen, the energy has a pronounced minimum around  $x = 1.7$  Å and we find that the one-dimensional chains are unstable to a lateral buckling into a planar polymeric (zigzag) configuration, in which  $d = 3.47$  Å and  $\alpha = 61^\circ$ . Out-of-plane deformations do not result in lower energies. Although the chain satisfies the necessary condition for insulating behavior with two atoms per unit cell, band overlap prevents the system from being insulating. The electronic structure of the zigzag chain exhibits two partially occupied subbands, one predominately *s*-like and one *p*-like;

the linear chain has only one  $s$ -like band occupied. The polymeric structure can therefore be explained in terms of the Jahn-Teller distortion, lowering the symmetry of the linear chain but lifting the two-fold degeneracy of the second subband, corresponding to the two transverse  $p$ -like bands of the linear chain, and allows to fill partially the lowest split band in order to stabilize the zigzag structure. At the minimum binding energy, the zigzag chains form almost equilateral triangles in which each atom has four nearest-neighbors. The nearest-neighbor distance in the chain is longer than the bond length of molecular sodium (2.99 Å) but smaller than the interatomic distance of equilibrium BCC solid phase (3.66 Å), indicating that the bond length increases with the coordination number. A similar zigzag geometry was proposed [19] to explain expanded liquid Rb and Cs. Recently, Au chains have also been found to exhibit an equilibrium zigzag structure [20].

In addition to the energy minimum at  $x = 1.7$  Å, there are two noticeable kinks at  $x = 1.9$  and  $2.2$  Å in Fig. 1; at each kink in the value of  $x$ , we observe complementary discontinuous changes in both  $d$  and  $\alpha$  as will be shown below (Fig. 4). These two additional metastable equilibrium states also exhibit very different electronic and magnetic properties. As  $x$  increases, the second subband becomes progressively less occupied, and this has significant consequences for the emerging magnetic properties. The band structure for  $x = 2$  Å is shown in Fig. 2 and, remarkably, bands for electrons with opposite spins are shifted with respect to one another, indicating that the sodium chains have a *non-zero net magnetic polarization*. The spin splitting of the  $p$ -like band, corresponding to antisymmetric orbitals oriented transverse to the direction of the chain, allows for electrons of only one spin character and is solely responsible for the magnetic polarization of the chain. The occupation number corresponding to this subband is so low ( $\sim 0.15$  e/atom) that the exchange energy overcomes the excess of kinetic and correlation energies in the ferromagnetic state. The density of states (DOS) varies roughly as  $1/\sqrt{E - \epsilon_m^\sigma}$  (where  $\epsilon_m^\sigma$  is the energy at the  $\Gamma$  point of the Brillouin zone of subband  $m$  with spin  $\sigma$ ), as is expected for free electrons in one dimension. This behavior arises from van Hove singularities at the bottom of the each subband, which are especially prominent in one dimension.

The valence charge and spin polarization for sodium chain with  $x = 2.0 \text{ \AA}$  appear in Fig. 3. Notice that the charge is mainly confined to the region between the ions, and is almost uniform along the longitudinal direction of the chain. There does not appear to be any directional bonding between the ions: covalent bonding will therefore not explain the stability of the zigzag structure over the linear chain. The minima on either side of the charge density correspond to the location of the ions, where the valence charge density shows a minimum within the pseudopotential approximation. The valence charge-density results from the sum of four conduction channels, i.e., two subbands for each spin. However, because of the  $p$ -symmetry of the second subband, the spin density shows two maxima on both sides with a minimum in the center. The spin polarization in this valley has opposite sign as compared to the net magnetic moment. The magnetic polarization of the chain is therefore highly anisotropic, and as previously indicated, the chain is ferromagnetic along  $x$ , but it has an *antiferromagnetic* character along the transverse direction of the chain.

The energy gap between the first two bands with opposite spin at the  $\Gamma$  point increases with the chain length, and when  $x$  rises to  $2.2 \text{ \AA}$  the second band closes and the  $3s$  band becomes completely occupied, corresponding to the final kink observed in the energy. With the closing of the second band the ferromagnetic order is eliminated. We may also note that for the paramagnetic state the energy (having only one occupied subband) is well fit to a polynomial function of  $x$  (as in Fig. 1), and the minimum energy obtained from this fit, corresponding to the cohesive energy of the chain with only the first subband occupied, is higher than the value calculated for the actual chain. Thus filling the second band increases the total energy and the stability of the zigzag chain. The *tension-force*  $F = -dE/dx$ , defined as the force opposing an increase in chain length, is shown in Fig. 4 along with the net magnetic moment per atom and the optimal geometry of the zigzag chains as a function of  $x$ . The discontinuities in  $F$ , corresponding to the kinks observed for the energy and major atomic rearrangements, reflect the onset of magnetic transitions. The maximum value of the net magnetic moment of the chain (per conduction electron) is  $\sim 0.18\mu_B$ , and it decreases

with increasing  $x$ ; and for  $x > 2.2$  Å, only one subband is occupied and the chain is once again paramagnetic [21].

According to our results, the origin of the stability of spontaneous magnetization in the zigzag chain is driven by the exchange between electronic states partially filling the second subband, which is in agreement with the exact Lieb-Mattis theorem. Recent calculations [22] have shown that sodium quantum wires, described within the jellium model, undergo spontaneous magnetization for certain radii. In particular, they have predicted that the ground state is fully spin polarized when only the lowest subband is occupied. The effects of band structure and associated orbital hybridization, absent from the jellium model, have an important influence on the stability of the chain. When inhomogeneities associated with the atomic structure is considered, and only the lowest subband remains occupied, we have seen that the ground state of the chain is paramagnetic. At larger chain lengths (i.e.,  $x > 2.2$  Å ) the first subband is completely filled and the Fermi wave vector makes contact with the edge of the Brillouin zone, yet we do not observe a Peierls transition. Instead, we find an intermediate state where the chain remains metallic and paramagnetic until  $x = 3.5$  Å above which dimerization drives the metal-insulator transition.

In summary, we observe that one-dimensional sodium chains are unstable to polymeric (zigzag) structures as a result of Jahn-Teller deformation. Further, a metastable ferromagnetic ground state is found when tension is applied to the chain the magnetic order arising from the occupation of a  $p$ -like subband. As mentioned above, similar conclusions can be derived for other light-alkalis like lithium, but this is not the general behavior for heavier elements. Monoatomic gold chains show the same polymeric structures [20] and the energy shows two minima with the intermediate maximum associated to the closing of a conduction band. However, we have found a very small magnetic instability in gold chains,  $\mu_{\max} \sim 0.02\mu_B$ , and we believe that is related to the presence of  $d$  bands near the Fermi energy.

This work was supported by the National Science Foundation (DMR-9988576). This

work made use of the Cornell Center for Materials Research Shared Experimental Facilities, supported through the National Science Foundation Materials Research Science and Engineering Centers program (DMR-0079992). A.B. would like to acknowledge financial support from the Spanish Ministerio de Educación y Cultura under Fulbright Grant No. FU-99-30656084.

## REFERENCES

- \* Permanent address: Materia Kondentsatuaren Fisika Saila, Zientzia Fakultatea, Euskal Herriko Unibertsitatea, 644 Posta Kutxatila, 48080 Bilbo, Spain.
- [1] D.M. Eigler and E.K. Schweizer, *Nature (London)* **344**, 524 (1990); H. Uchida, D. H. Huang, F. Grey, and M. Aono, *Phys. Rev. Lett.* **70**, 2040 (1993); C.T. Salling and M.G. Lagally, *Science* **265**, 502 (1994).
- [2] P. Segovia, D. Purdie, M. Hengsberger, and Y. Baer, *Nature (London)* **402**, 504 (1999).
- [3] R. Peierls, *Quantum Theory of Solids* (Clarendon Press, Oxford, 1955).
- [4] G. Grüner, *Density Waves in Solids* (Addison-Wesley, Reading, MA, 1994).
- [5] H.W. Yeom, S. Takeda, E. Rotenberg, I. Matsuda, K. Horikoshi, J. Schaefer, C.M. Lee, S.D. Kevan, T. Ohta, T. Nagao, and S. Hasegawa, *Phys. Rev. Lett.* **82**, 4898 (1999).
- [6] H. Ohnishi, Y. Kondo, and K. Takayanagi, *Nature (London)* **395**, 780 (1998); A.I. Yanson, G. Rubio Bollinger, H.E. van der Boom, N. Agrait, and J.M. van Ruitenbeek, *Nature (London)* **395**, 783 (1998).
- [7] C. Yannouleas, E.N. Bogachek, and U. Landman, *Phys. Rev. B* **57**, 4872 (1998); S. Blom, H. Olin, J.L. Costa-Kramer, N. García, M. Jonson, P.A. Serena, and R.I. Shekhter, *Phys. Rev. B* **57**, 8830 (1998).
- [8] D. I. Paul, *Phys. Rev.* **118**, 92 (1960); *Phys. Rev.* **120**, 463 (1960).
- [9] E. Lieb and D. Mattis, *Phys. Rev.* **125**, 164 (1962).
- [10] K.J. Thomas, J.T. Nicholls, M.Y. Simmons, M. Pepper, D.R. Mace, and D.A. Ritchie, *Phys. Rev. Lett.* **77**, 135 (1996); K.J. Thomas, J.T. Nicholls, M. Pepper, W.R. Tribe, M.Y. Simmons, and D.A. Ritchie, *Phys. Rev. B* **61**, R13365 (2000).
- [11] A. Malatesta and G. Senatore, cond-mat/9912342.



- [12] A. Gold and L. Camels, *Philos. Mag. Lett.* **74**, 33 (1996).
- [13] A.V. Andreev and A. Kamenev, *Phys. Rev. Lett* **81**, 3199 (1998).
- [14] L.J. Whitman, J.A. Strosio, R.A. Dragoset, and R.J. Celotta, *Phys. Rev. Lett.* **66**, 1338 (1991).
- [15] P. Hohenberg and W. Kohn, *Phys. Rev. B* **136**, B864 (1964); W. Kohn and L.J. Sham, *Phys. Rev. A* **140**, A1133 (1965).
- [16] J.P. Perdew, J.A. Chevary, S.H. Vosko, K.A. Jackson, M.R. Pederson, D.J. Singh, and C. Fiolhais, *Phys. Rev. B* **46**, 6671 (1992).
- [17] G. Kresse and J. Hafner, *Phys. Rev. B* **47**, RC558 (1993); G. Kresse and J. Furthmüller, *Phys. Rev. B* **54**, 11169 (1996).
- [18] D. Vanderbilt, *Phys. Rev. B* **41**, 7892 (1990).
- [19] N. March and A. Rubio, *Phys. Rev. B* **56**, 13865 (1997).
- [20] D. Sánchez-Portal, E. Artacho, J. Junquera, P. Ordejón, A. García, and J.M. Soler, *Phys. Rev. Lett.* **83**, 3884 (1999).
- [21] Although calculations within the generalized gradient approximation (GGA) result in a slightly larger interatomic distance  $d$ , they do not change the overall polymeric structure of the chains. The closing of the second subband and corresponding transition to the nonmagnetic state is found to occur at the same chain length, but the magnetic instability remains for a larger range of chain lengths.
- [22] N. Zabala, M.J. Puska, R.M. Nieminen, *Phys. Rev. Lett.* **80**, 3336 (1998).

# FIGURES

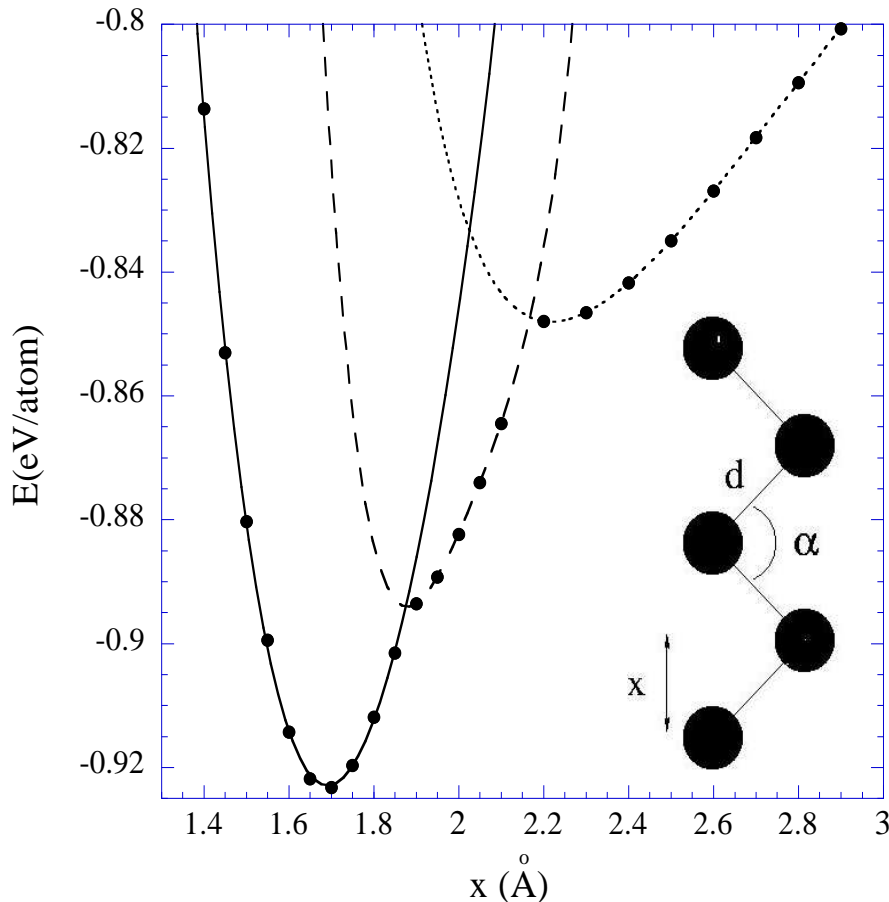


FIG. 1. Energy per atom plotted as function of the chain-length per atom,  $x$ , for the sodium chains (solid symbols). Note two kinks at  $x = 1.9$  and  $2.2$  Å, defining three distinct regimes of metastability. The energy in each regime is well fit to  $E(x) = a_0 + a_1x + a_2x^2 + a_3x^3 + a_4x^4$  (solid, dashed and dotted lines). For each value of  $x$ , the ions are relaxed into their equilibrium positions until forces calculated from the Hellman-Feynman theorem are less than  $1$  meV/Å. In all calculations we use a  $30 \times 3 \times 3$   $\mathbf{k}$ -mesh and plane wave cut-off of  $20$  Ry, together resulting in a total energies converged to  $1$  meV/atom. The inset shows the three parameters characterizing the geometry of the chains:  $x$  ( the chain-length per atom),  $d$  (the bond-length), and  $\alpha$  (the bond-angle).

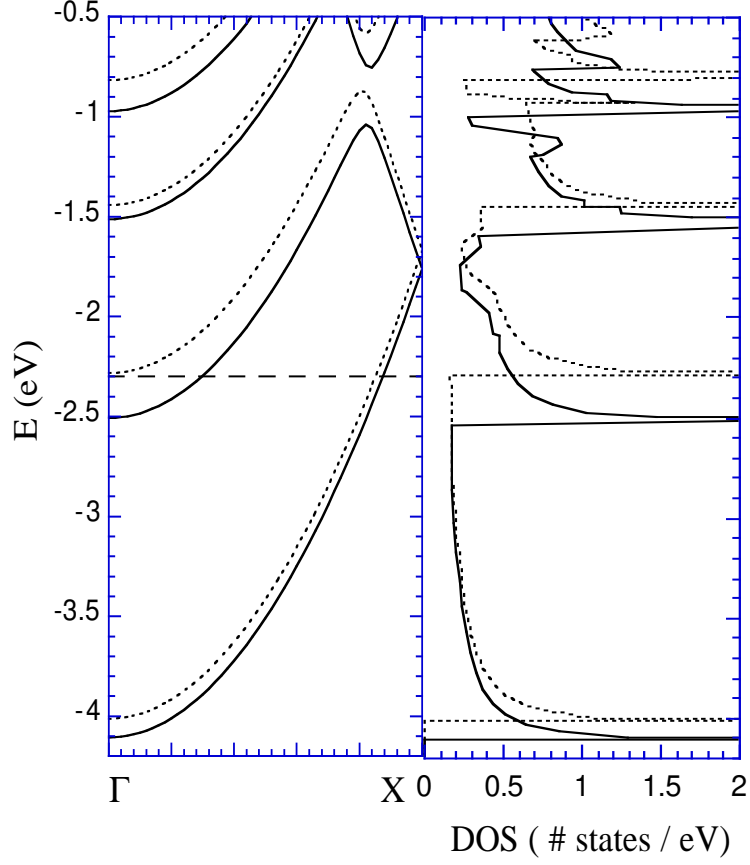


FIG. 2. Band structure of the optimized sodium zigzag chain at  $x = 2$  Å. Bands of opposite spin are shifted. The Fermi energy, represented by the dashed line, is located just at the bottom of the second spin-down subband. (b) Spin-separated contribution to the density of states (DOS). As expected for free electrons in one dimension, the contribution to the DOS of each subband follows  $1/\sqrt{E - \epsilon_m^\sigma}$ ,  $\epsilon_m^\sigma$  being the energy of the bottom of subband  $m$  with spin  $\sigma$ .

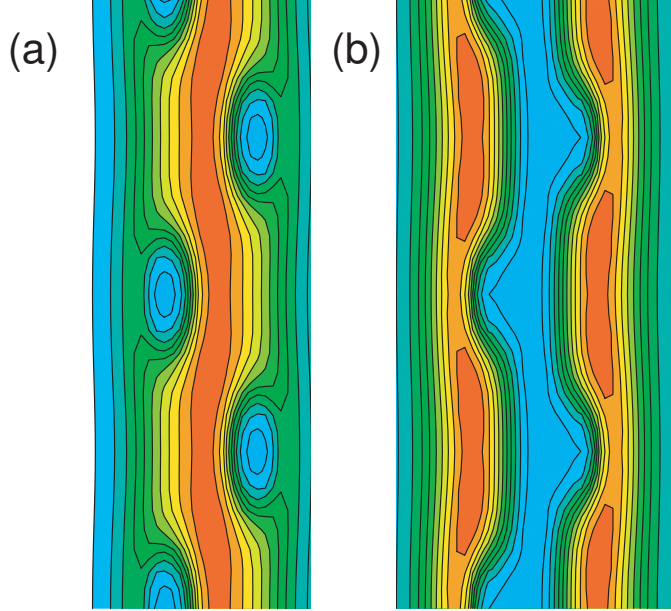


FIG. 3. Valence charge density  $\rho_{\text{up}} + \rho_{\text{down}}$  (a) and spin polarization  $\rho_{\text{up}} - \rho_{\text{down}}$  (b) of the sodium zigzag chain at  $x = 2 \text{ \AA}$  as determined within the LSDA. The maximum of the valence charge density (blue area) is located between the ions and extends along the chain. As the spin polarization is derived chiefly from the second subband (the wavefunction of this level being antisymmetric in the transverse direction of the chain), the maximum of the spin density is located on both sides of the chain, away from the center where the charge density is maximal. At the center of the chain, the spin polarization has the opposite sign of the net magnetic moment. Thus while the chain is ferromagnetic longitudinally, it is antiferromagnetic in the transverse direction.

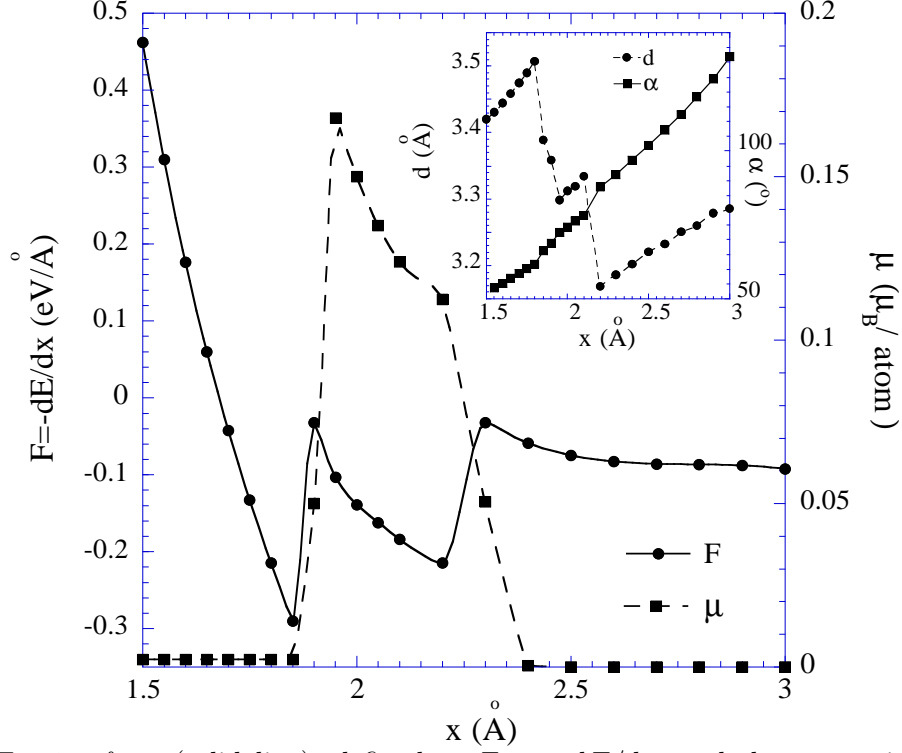


FIG. 4. *Tension-force* (solid line), defined as  $F = -dE/dx$ , and the magnetic moment per atom (dashed line) as a function of the length per atom,  $x$ . Sodium zigzag chains present a stable magnetic state for a certain range of chain-length; the maximum magnetic moment per atom is  $\mu \sim 0.18\mu_B$ . The inset shows the optimized bond-angle,  $\alpha$ , (solid line) and bond-length,  $d$ , (dashed line) plotted as a function of the chain-length per atom,  $x$ .