

# Dispersion of the $\pi$ resonance

Jiang-Ping Hu and Shou-Cheng Zhang

*Department of Physics, McCullough Building, Stanford University, Stanford CA 94305-4045  
and*

*Institute for Theoretical Physics, University of California, Santa Barbara, CA 93106*

We study the dispersion of the  $\pi$  resonance in the superconducting state within the projected  $SO(5)$  model [1]. Away from the commensurate momentum, the propagation of the  $\pi$  resonance creates phase slips in the superconducting order parameter. This frustration effect leads to a strong dressing of the  $\pi$  resonance and a downwards dispersion away from the commensurate wave vector. Based on these results, we argue that the commensurate resonance and incommensurate magnetic fluctuations in the cuprates are continuously connected.

PACS numbers: 74.72.Bk, 61.12.Bt, 61.12.Ex

The emergence of a commensurate neutron resonance peak below  $T_c$  is one of the most striking properties of the cuprates. There are many different theoretical approaches to the problem. Within the  $SO(5)$  theory [2], this resonance peak is interpreted as a collective mode describing a rotation from the superconducting (SC) state to the commensurate antiferromagnetic (AF) state. Since the rotation operator is a triplet particle-particle operator, which can only couple to neutrons in a SC state, this theory predicts that the intensity of the  $\pi$  resonance mode is proportional to the square of the SC order parameter [3]. This fact naturally explains the temperature dependence of the resonance intensity observed in experiments [4], and anticipated [5] the recently observed dependence of the resonance intensity on the magnetic field [6]. A  $c$ -axis magnetic field creates non-SC vortex cores, therefore it reduces the SC order parameter on the average. On the other hand, a magnetic field aligned in the  $ab$  plane has little effects in reducing the SC order parameter. From the dependence of the resonance intensity on the SC order parameter within the  $SO(5)$  theory, one would therefore naturally expect a reduction of the resonance intensity in the presence of a  $c$  axis magnetic field.

More recently, incommensurate magnetic fluctuations have also been observed in the YBCO superconductors [7,8]. Unlike their counterparts in the LSCO superconductors, these incommensurate magnetic fluctuations are energy dependent, and seem to merge continuously into the  $\pi$  resonance mode. In fact, this behavior is predicted by Furusaki and one of us [9], who applied the  $SO(5)$  theory to the ladder systems. Using an asymptotically exact renormalization group method, they found that the  $\pi$  resonance mode in the ladder system has a downward dispersion away from the commensurate wave vector (note the remarkable resemblance of Fig. 5 and 6 of reference [9] and the experimental Fig. 3A of Ref. [8]). In fact, in an earlier work, Poilblanc, Scalapino and Hanke [10] found similar behavior in an exact diagonalization study of the ladder systems. The purpose of this work is to identify the physical origin of this downwards dispersion relation

and construct a unified theory of the commensurate and incommensurate magnetic fluctuations in the cuprates.

To understand the basic physics of the competition between the commensurate and incommensurate magnetic fluctuations, let us first consider a very simple system of doped  $t - J_{||} - J_{\perp}$  ladder. In the  $J_{\perp} \gg J_{||}$  limit, the SC state of the doped ladder system can be viewed as a coherent linear superposition of a hole pair and a singlet pair on each rung. In this picture, the  $\pi$  resonance is simply a linear superposition of a spin triplet excitation on each rung. Because the SC state is a broken symmetry state, such an excitation can be either created by a spin triplet operator or a triplet particle-particle operator, the so called  $\pi$  operator. Simple second order perturbation theory shows that the exchange parameter between the triplet and a hole pair is  $-\frac{4t^2}{J_{\perp}}$ , which has a negative sign, while the exchange parameter between the triplet and the singlet pair is  $\frac{J_{||}}{2}$ , which has a positive sign. The positive exchange sign prefers a minimal energy wave vector at  $q_{min} = \pi$ , while the negative sign prefers a minimal energy wave vector at  $q_{min} = 0$ . Since the SC ground state is a linear superposition of both the hole pair and the singlet pair, this effect leads to a competition between these two band minima. In one dimension, this competition always leads to an incommensurate band minimum. This picture is a crude caricature of the basic physics leading to the incommensurate band minimum for the  $\pi$  resonance. For the full calculations in one dimensions, readers are referred to the original paper by Furusaki and one of us [9].

In this paper, we shall generalize this physics to two dimensions and study the propagation of the  $\pi$  resonance in the SC state, within the projected  $SO(5)$  model ( $pSO(5)$  model). (In fact, within the pure SC state, there is no essential difference between the  $SO(5)$  model and the projected  $SO(5)$  model [1].) Just like the physical picture outlined above, the propagation of the  $\pi$  resonance leads to a sign reversal of the SC order parameter behind it. Therefore, the problem is similar to the problem of the propagation of a single hole in the antiferromagnetic background, which has been studied extensively in

the literature [11–14]. In fact, using basically the same approximations, we shall show that the quantum fluctuations erase the string of sign reversals, but leads to a non-trivial correction to the dispersion of the  $\pi$  resonance. Depending on parameters of the model, the correction can give rise to a downward dispersion of the  $\pi$  mode, reaching a minimum at incommensurate wave vector. Current experiments only show a downwards dispersion of the  $\pi$  resonance. The main prediction of our theory is that there will be a upward turn in the dispersion after the minimum is reached.

We begin with the projected  $SO(5)$  model defined on a lattice, (using the notations of Ref. [1].)

$$H = \Delta_s \sum_x t_\alpha^\dagger(x) t_\alpha(x) + \tilde{\Delta}_c \sum_x n_i(x) n_i(x) - J_s \sum_{\langle xx' \rangle} n_\alpha(x) n_\alpha(x') - J_c \sum_{\langle xx' \rangle} n_i(x) n_i(x') + V \sum_{\langle xx' \rangle} L_{ab}(x) L_{ab}(x') \quad (1)$$

where  $i = 1, 5$ ,  $\alpha = 2, 3, 4$  and  $\tilde{\Delta}_c = \Delta_c - \mu$  where  $\mu$  is the chemical potential. In  $SO(5)$  superspin notation, the superspin is defined as

$$n_1 = \frac{1}{2}(t_h + t_h^\dagger) \quad n_5 = \frac{1}{2i}(t_h - t_h^\dagger) \quad (2)$$

$$n_\alpha = \frac{1}{\sqrt{2}}(t_\alpha + t_\alpha^\dagger). \quad (3)$$

where  $t_h$  and  $t_\alpha$  are hard-core boson annihilation operators for the hole pair and the magnon. Here one lattice site of this effective model corresponds to a plaquette in the original  $CuO_2$  plane, and we have made a shift of the momentum vector for  $t_\alpha$  bosons by  $(\pi, \pi)$ .  $pSO(5)$  model [1] is constructed by projecting out doubly occupied configuration from the local  $SO(5)$  multiplets. Even though some members of the  $SO(5)$  multiplets are projected out, at  $\Delta_s = \tilde{\Delta}_c$  and  $J_c = 2J_s$ , the mean field ground state manifold is still  $SO(5)$  symmetric, and AF can be smoothly rotated into SC with no energy cost. In Ref. [1], we have shown this model gives a realistic description of the global phase diagram of the cuprates and many of their physical properties. In that paper, the  $V$ -term in above Hamiltonian was simply ignored because it does not impact the mean field phase diagram if only pure AF phase and SC phase are concerned. However, one important observation in this paper is that this term plays important role on the dispersion of  $\pi$  mode. If we limit our discussion on one single magnon in Hilbert space, the  $V$ -term simply describes the hopping exchange between a hole-pair and a magnon. The hopping between a magnon and a singlet is described in the term  $-J_s n_\alpha(x) n_\alpha(x')$ . Since we only discuss the motion of an single magnon, all of other matrix elements for these two terms vanish except

$$V L_{ab}(x) L_{ab}(x') (t_h^\dagger(x) t_\alpha^\dagger(x') |0\rangle) = V t_h^\dagger(x') t_\alpha^\dagger(x) |0\rangle - J_s n_\alpha(x) n_\alpha(x') (b^\dagger(x) t_\alpha^\dagger(x') |0\rangle) = -J_s b^\dagger(x') t_\alpha^\dagger(x) |0\rangle, \quad (4)$$

where  $b^\dagger(x)$  creates an singlet at site  $x$ . Since both of  $J_s$  and  $V$  is positive in this model, we see that these two hopping processes have opposite signs. Therefore, in a pure SC state, which is a coherent state of singlet and hole pair on each site, the hopping of magnon flips the phase of the local SC order. More precisely, let's take a mean field pure SC state,  $\Phi$ ,

$$\Phi = \prod_x \phi_+(x), \quad \phi_\pm(x) = (\cos\theta b^\dagger(x) \pm \sin\theta t_h^\dagger(x)) |0\rangle, \quad (5)$$

which has SC order,  $\langle n_1(x) \rangle = \frac{1}{2} \sin(2\theta)$ , on each site. Taking the hopping term of a magnon between sites  $x, x'$  we obtain for  $V = J_s$ ,

$$(L_{ab}(x) L_{ab}(x') - n_\alpha(x) n_\alpha(x')) t_\alpha^\dagger(x') \phi_+(x) = t_\alpha^\dagger(x) \phi_-(x'), \quad (6)$$

in which the SC order at site  $x'$ ,  $n_1(x')$ , takes value  $\langle n_1(x) \rangle = -\frac{1}{2} \sin(2\theta)$ . A schematic diagram is shown in Fig.1 to reflect the hopping of a magnon in the SC state. The motion of a magnon creates the phase mismatch similar to the spin mismatch caused by the motion of a single hole in a AF state.

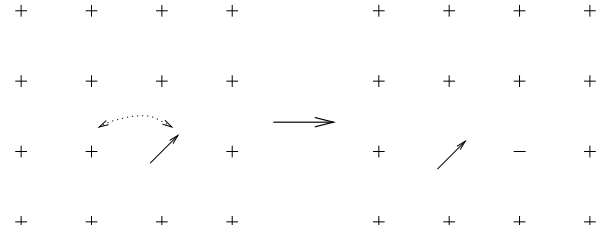


FIG. 1. Schematic diagram of the hopping of a magnon in SC state. The arrow represents a magnon while the signs represent the phase of SC order.

In the Ising limit, the motion of magnon creates a phase mismatched string and feels a linear potential which results in an infinite effective magnon mass. However, similar to a single hole problem, quantum phase fluctuations in the SC state can erase the string effect and modify the dispersion relation. We employ the same method in ref. [13,14] to solve the problem.

Taking the variational wavefunction in Eq.5, a simple mean field calculation gives the hole-pair density

$$\rho = \sin^2(\theta) = \frac{J_c z - \tilde{\Delta}_c}{2J_c z}, \quad (7)$$

where  $z$  is the coordination number on the lattice. We introduce a Lagrangian multiplier field  $\lambda$  to enforce the hard-core boson constraint on average. To obtain the collective phase mode, we define two new boson operators,

$$\alpha_1(x) = \sin\theta b(x) - \cos\theta t_h(x), \\ \alpha_2(x) = \cos\theta b(x) + \sin\theta t_h(x), \quad (8)$$

which satisfy  $\alpha_1(x)|\Phi\rangle = 0, \alpha_2(x)|\Phi\rangle = 1$ . The quadratic Hamiltonian describing the phase fluctuation above the mean field state is therefore given by

$$\begin{aligned} H' &= H - \langle H \rangle \\ &= -J_c z \sum_q \left[ (1 - \gamma(q) + \frac{\sin^2(2\theta)}{2} \gamma(q)) \alpha_1^+(q) \alpha_1(q) \right. \\ &\quad \left. + \frac{\sin^2(2\theta)}{4} \gamma(q) (\alpha_1(-q) \alpha_1(q) + h.c.) \right] \end{aligned} \quad (9)$$

where  $\gamma(q) = \frac{\cos(q_x) + \cos(q_y)}{2}$ . In the following part of paper, we normalize all of the energy scale by taking  $(J_s + V)z/2 = 1$  and define two additional dimensionless parameters,

$$x = \frac{V - J_s}{J_s + V}, \quad y = \frac{2J_c}{J_s + V}. \quad (10)$$

By standard diagonalization,

$$H' = \sum_q \epsilon(q) \beta^+(q) \beta(q), \quad (11)$$

where

$$\beta(q) = u(q) \alpha_1(q) - v(q) \alpha_1^+(-q) \quad (12)$$

$$\epsilon(q) = y \sqrt{(1 - \gamma(q))^2 + \sin^2(2\theta) \gamma(q) (1 - \gamma(q))} \quad (13)$$

$$u(q) = \sqrt{\frac{1}{2} + y \frac{1 - \gamma(q) + \frac{\sin^2(2\theta)}{2} \gamma(q)}{2\epsilon(q)}} \quad (14)$$

$$v(q) = -\text{sign}(\gamma(q)) \sqrt{-\frac{1}{2} + y \frac{1 - \gamma(q) + \frac{\sin^2(2\theta)}{2} \gamma(q)}{2\epsilon(q)}}. \quad (15)$$

The hopping of a single magnon can be described by the following Hamiltonian,

$$\begin{aligned} H_m &= -J_s \sum_{xx'} (t_\alpha^+(x) t_\alpha(x') b^+(x') b(x) + h.c.) \\ &\quad + V \sum_{xx'} (t_\alpha^+(x) t_\alpha(x') t_h^+(x') t_h(x) + h.c.). \end{aligned} \quad (16)$$

Taking the mean field expectations and using relations of Eq.5, we get

$$\begin{aligned} H_m &= \sum_q (E_b(q, \theta) t_\alpha^+(q) t_\alpha(q) + h.c.) \\ &\quad + \sum_{kq} f(k, q) t_\alpha^+(k) t_\alpha(k - q), \end{aligned} \quad (17)$$

where

$$E_b(q, \theta) = (x - \cos(2\theta)) \gamma(q). \quad (18)$$

and

$$\begin{aligned} f(k, q) &= \sin(2\theta) [(\gamma(k - q) u(q) + \gamma(k) v(q)) \beta(q) \\ &\quad + (\gamma(k) u(q) + \gamma(k - q) v(q)) \beta^+(-q)]. \end{aligned} \quad (19)$$

Given the Hamiltonian composed of Eq.11 and Eq.17, we can calculate the dynamic spin correlation function,

$$G(x, t) = -i \langle \Phi | T [t_\alpha(x, t) b^+(x, t) t_\alpha^+(0, 0) b(0, 0)] | \Phi \rangle. \quad (20)$$

Taking the mean field value on  $b$  and using the self-consistent perturbation which sums only noncrossing diagrams, we obtain the following Dyson's equation,

$$G(k, \omega) = \frac{\cos^2(\theta)}{\omega - E_0(k, \theta) - \sum_q F(k, q, \theta) G(k - q, \omega - \epsilon(q))} \quad (21)$$

where

$$F(k, q, \theta) = \sin^2(2\theta) |\gamma(k - q) u(q) + \gamma(k) v(q)|^2. \quad (22)$$

In this approximation, the vertex is neglected, which is small according to the calculation in Ref. [14] for the single hole problem. In our model, the problem is just more complicated in the sense that the coupling strength and the dispersion of phase mode are quite different and depend on the density of hole pairs. We numerically solve the above integral equations to obtain the spectrum,  $A(k, \omega) = -\frac{1}{\pi} G(k, \omega)$ , and in particular the minimum position of the dispersion in the broad arrange of parameters. We first observe is that the bare dispersion of magnon,  $E_b(k)$ , can be removed in Eq.21 by shifting  $\omega$ . Moreover, if  $y$  is large, it is better to rescale  $\epsilon(q)$  in numerical calculation, which can narrow the energy arrange required to find a solution. Combine these two observations, the numerical convergence is rather fast.

Throughout the numerical calculation, a sharp coherent peak is found in all momentum space. The spectral function can be generally written as

$$A(k, \omega, \theta, y) = \cos^2(\theta) Z(k, \theta, y) \delta(\omega - \Omega(k, \theta, y)) + A', \quad (23)$$

where  $A'$  is the incoherent part and  $\Omega(k, \theta, y)$  defines the energy dispersion. From our numerical result, we find that the energy dispersion,  $\Omega$ , can be written as

$$\begin{aligned} \Omega(x, k, \theta, y) &= \Omega_0(x, 0, \theta, y) + (E_b(k, \theta) - E_b(0, \theta)) \\ &\quad - \delta\Omega(k, \theta, y), \end{aligned} \quad (24)$$

where the first term is the energy at  $k = (0, 0)$ , the second one is the bare dispersion, and the third is the relative energy shift contributed by fluctuation correction. Based on the symmetry of our model,  $\delta\Omega(k, \rho, y) = \delta\Omega(k, 1 - \rho, y)$ . We find that  $\delta\Omega(k, \theta)$  fits very well a product of two separated functions,  $h(\theta, y)$  and  $g(k)$ , where  $h(\theta, y)$  is independent of  $k$ . Considering the symmetry of the lattice, we find the function  $g(k)$  can be well fitted to the following form,

$$\begin{aligned} g(k_x, k_y) &= 0.128(\sin^2(k_x) + \sin^2(k_y)) \\ &\quad + 0.054(\cos(k_x) - \cos(k_y))^2. \end{aligned} \quad (25)$$

Thus, the minimum of  $\Omega$  can be analytically determined by plugging Eq.25 into Eq.24. The global minimum always happens along the diagonal  $(\pi, \pi)$  direction. However, along the  $(\pi, 0)$  direction, there is a local minimum. The global and local minimum positions start to shift from  $(0, 0)$  at a common critical density  $\rho_I$  which is approximately determined by the equation

$$\cos(2\theta_I) - 0.512h(\theta_I, y) - x = 0. \quad (26)$$

In Fig.2, we show the global minimum position,  $(k_m, k_m)$ , and local minimum,  $(k_m, 0)$ , as the function of the density. In Fig.3, we also show the full dispersion of  $\pi$  mode at the density  $\rho = 0.4$ .

There is another important density in the problem. Within the  $pSO(5)$  model, uniform SC state can only exist for densities exceeding  $\rho_c$ . Ignoring small quantum corrections,  $\rho_c$  is given by

$$\rho_c = \frac{r - \delta_s + 0.5(1 - x)}{0.5y + r + 1}, \quad (27)$$

where  $r = J_s/(J_s + V)$  and  $\delta_s = \frac{\Delta_s}{J_s z + V z}$ . Therefore, depended on the parameters,  $\rho_I$  could be larger or smaller than  $\rho_c$ . For example, at  $x = 0$ ,  $y = 0.5$  and  $r = 0.25$ ,  $\rho_c > \rho_I$  for  $\delta_s < 0.3$  and  $\rho_c < \rho_I$  for  $\delta_s > 0.3$ . Therefore, the relative sizes between  $\rho_I$  and  $\rho_c$  could tell us the nature of the states as doping level is reduced. For  $\rho < \rho_c$ , a mix state between AF and SC is obtained. If  $\rho_I > \rho_c$ , the lowest energy magnetic fluctuations are commensurate at the transition, and a uniform mix state between AF and SC is obtained. On the other hand, if  $\rho_I < \rho_c$ , the lowest magnetic excitations are incommensurate at the transition, and a stripe state with alternating AF and SC order appears.

Finally we would like to compare our results with two classes of theory of the  $\pi$  resonance, one based on particle-particle picture [3,2] and the other based on the particle hole picture [15]. Since all calculations are carried out in the SC state, where these two channels mix, distinctions can only be made meaningfully by comparing the final physical predictions. In this work, the intensity of the peak is determined is  $\cos^2(\theta)Z(k, \theta)$ , where  $Z(k, \theta)$  is basically independent of the density parameter  $\theta$ . Therefore, the intensity of the magnetic collective mode is

$$\cos^2(\theta) = 1 - \rho = \frac{|\langle n_1 \rangle|^2}{\rho}, \quad (28)$$

where  $\langle n_1 \rangle$  is the SC order parameter. This result agrees exactly with the prediction of the particle-particle picture [3,16]. The energy of the collective mode is independent of the SC energy gap, and is expected to be temperature independent. Both these properties are in contrast with the predictions of based on the particle-hole picture, where the mode intensity is insensitive to

the SC order, and the mode energy is always less than the SC pairing gap. The particle-hole based pictures [15] can also explain the downward dispersion, however the mode terminates at certain wave vector due to Landau damping. On the other hand, our current work predicts a minimum in the dispersion. The energy at the minimum is the spin gap in the system.

We would like to acknowledge useful discussions with Drs. A. Auerbach, E. Demler, A. Dorneich and W. Hanke, SCZ and JP Hu are supported by the NSF under grant numbers DMR-9814289. JP Hu is also supported by the Stanford Graduate fellowship and ITP Graduate Fellowship in UCSB. Part of the work was carried out during the workshop on high  $T_c$  superconductivity at the Institute for Theoretical Physics at UC Santa Barbara.

- 
- [1] S.C.Zhang, J.P.Hu, E.Arrigoni, W.Hanke and A.Auerbach, *Phys. Rev.B*, 29-31:3721, 1999.
  - [2] S.C. Zhang, *Science*, 275:1089, 1997.
  - [3] E. Demler and S.C. Zhang, *Phys. Rev. Lett.*, 75:4126, 1995.
  - [4] H.F.Hong *et al*, *Phys. Rev. Lett.*, 75:316, 1995.
  - [5] J.P.Hu and S.C. Zhang, *Phys. Rev. B.*, 62:791, 2000.
  - [6] P.C.Dai, H.A.Mook, G. Aeppli, S. M. Hayden and F. Doan, *nature*, 406:965, 2000.
  - [7] P.C.Dai, H.A.Mook, R.D.Hunt, and F.Dogan, *cond-mat/0011019*.
  - [8] P.Bourges *et al*, *Science*, 288:1234, 2000.
  - [9] A. Furusaki and S.C. Zhang, *Phys. Rev. B.*, 60:1175, 1999.
  - [10] D. Poilblanc, D. Scalapino and W.Hanke *Phys. Rev. B.*, 52:6796, 1995.
  - [11] B.I.Shraiman and E.D.Siggia, *Phys. Rev. Lett.*, 60:740, 1988.
  - [12] S.A.Trugman, *Phys. Rev. B.*, 37:1597, 1988.
  - [13] C.L.Kane, P.A.Lee, and N.Read, *Phys. Rev. B.*, 39:6880, 1989.
  - [14] Z.P.Liu and E.Manousakis, *Phys. Rev. B.*, 45:2425, 1992.
  - [15] for a recent review, see M.Norman, *cond-mat/0010298*.
  - [16] E.Demler, H.Kohno and S.C.Zhang, *Phys. Rev. B.*, 58:5719, 1998.

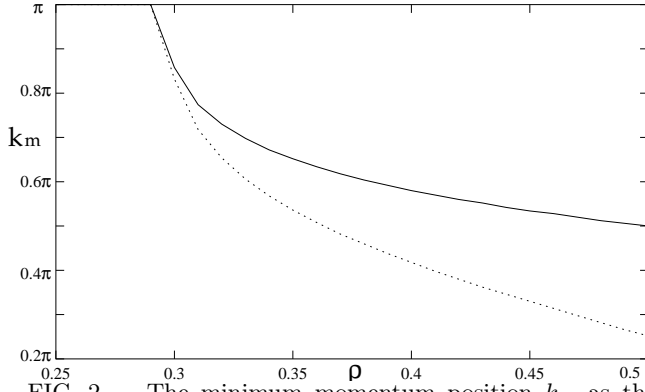


FIG. 2. The minimum momentum position  $k_m$  as the function of density  $\rho$  at parameters:  $x = 0$ ,  $y = 0.5$ . Solid line reflects  $(\pi, \pi)$  direction and dashed line represents  $(\pi, 0)$  direction. (we have made a shift back  $(0, 0)$  to  $(\pi, \pi)$  in all figures in this paper)

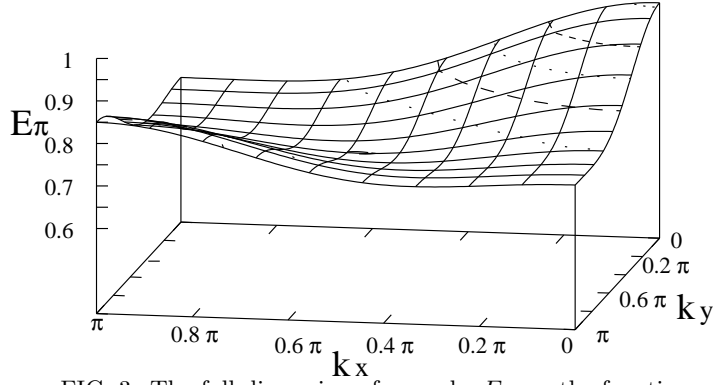


FIG. 3. The full dispersion of  $\pi$  mode,  $E_\pi$ , as the function of  $k_x, k_y$  at density  $\rho = 0.4$  with the parameters:  $x = 0$ ,  $y = 0.5$ ,  $z = 0.5$ ,  $\delta_s = 1$ .

