

Femtosecond to picosecond electron-energy relaxation and Fröhlich coupling in quantum dots

K. Král, Z. Khás

*Institute of Physics, Academy of Sciences of Czech Republic, Na Slovance 2,
CZ-18221 Prague 8, Czech Republic*

(October 29, 2018)

Electron relaxation in quantum dots is studied theoretically in polar semiconductor materials, with an emphasis put on the phonon-bottleneck problem and the electron-LO-phonon coupling. The theory is based on multiphonon states of the electron-phonon system and the self-consistent Tamm-Dancoff approximation is used for the electronic self-energy. Electronic relaxation rate is shown numerically to be on the scale from hundreds fs to tens ps, for electron energy-level separations being in the broad range from about one LO-phonon energy to about three or four optical-phonon energies. Despite of displaying some resonance features, the electronic relaxation rate does not appear to be crucially dependent on the quantum dot size.

PACS numbers: 72., 72.10.-d, 72.10.Di, 72.15.Lh

I. INTRODUCTION

The semiconductor quantum dots (QD) have attracted attention due to the earlier expectations [1,2] concerning their use in high efficiency semiconductor lasers. These expectations of the high efficiency were based mainly on the δ -function like electronic density of states of such zero-dimensional (0D) structures and on an expected narrow gain region. In later experiments the luminescence of these 0D structures was found to decrease with decreasing the lateral size of quantum dots [3–5]. Besides attributing this luminescence decrease to technological difficulties in the process of realization of the lateral confinement for electrons and holes, a different explanation was suggested [6], ascribing the luminescence decrease to the so called ‘phonon–bottleneck effect’ (see ref. [7]). The phonon-bottleneck hypothesis was supported by an earlier detailed analysis of the electron-phonon interaction in quantum dots based on Born approximation to electron-phonon scattering [8–11].

In experiments, the relaxation of electronic energy was often measured on the scale of picoseconds [12–21], being therefore fast enough to express doubts about the existence of the bottleneck effect. A significant dependence of the electronic relaxation rate on the quantum-dot size was not reported in papers [12–21] and the relaxation efficiency was reported to be rather independent of the relation between the electronic energy-level separations and the optical-phonon energy [18]. Basing on the experimental observations, it has been pointed out that the relaxation process of electrons in quantum dots should be considered as a multiphonon process [9,13,17,19–21], and that the multiphonon transitions should be expected to be the main mechanism providing the electron-energy relaxation.

The quantum dot system appears to be relatively simple because the electronic structure of the bound states, unperturbed by the lattice motion, may consist of only several discrete energy levels. It is well known that the electron-phonon system of the quantum dot can be exactly diagonalized when the coupling of the electrons to the lattice vibrations is restricted to the transverse coupling (see below) terms only [22]. Another simple and exactly soluble model, with no dissipation of the electronic energy, is the system with two electronic energy levels coupled to a single mode of the lattice vibrations [23], with the Hamiltonian formally equivalent to Jaynes Cummings model [24]. A similar non-dissipating electron-phonon system was studied in a one-dimensional system [25]. Although we are aware of several simplified systems in which the electronic subsystem does not relax the energy, it is not yet clear which of their properties can be generalized to a little more complicated realistic systems which we likely meet in the real quantum dots, namely in the systems, in which the carriers, confined in the dots, interact with a large number of the lattice vibrational modes, and in which the electron-phonon coupling is more general than that of the Jaynes Cummings model. Unless a further progress is made in the area of solving the electronic relaxation problem in the zero-dimensional structures by exact methods, the approximative theoretical approaches are in order.

The role of the multiphonon states in the formulation of the electron transport problem in quantum dots was emphasized in papers [7,26–30]. The need for the self-consistent treatment of the effect of the ‘collision broadening’ of the electronic energies in quantum dots was emphasized in references [27,28]. These two requirements were recently taken into account in the study of the electronic spectral density [7,29]. Very sharp spectral density peaks were obtained. This sharpness was interpreted as an indicator of a very long electronic lifetime, without paying a sufficient attention to the lineshape of the spectral density features. In our previous paper [31] it was shown that the spectral

density peaks may diverge to infinity as the inverse of the square root of the energy variable. Although such maxima in the electronic spectral density function are integrable, the relation of the "width" of such spectral features to the electronic lifetime may not be as simple as it may be in the case of the Lorentzian peak shape. The relation of the electronic spectral densities to the rate of relaxation of the electronic energy, reported preliminarily in references [31–33], is treated in the present paper.

Besides the electron-LO-phonon coupling, other mechanisms were considered recently as possible candidates for the explanation of the experimental data on the fast electronic relaxation in quantum dots. So, the finite lifetime of the optical phonon was shown to provide an efficient mechanism of relaxing the severe restrictions imposed by the energy conservation in the Born approximation upon the electron-LO-phonon scattering [34,35]. Also, the ultrafast electron energy relaxation in quantum dots has been recently suggested to be explained by the interaction of the carriers with the defect states in the quantum dot, taking into account the lattice relaxation mechanism [36].

It has been shown recently, that the electronic scattering in the low-dimensional structures should be treated with caution. Namely, the Born approximation to the electronic scattering, giving good results in the Monte Carlo semiclassical simulations of the electronic transport properties of the bulk semiconductor samples, appears sometimes to be rather insufficient in the quasi-two and quasi-one dimensional structures like quantum wells and quantum wires [37,38]. These observations provide additional arguments in favor of going beyond the Born approximation in the electron-phonon scattering in quantum dots. Understanding the failure of the Born approximation as an implication of the multiple reflections of the charge carrier from the boundaries of the low-dimensional structure, it can be expected that such dimensionality effects should be present in the zero-dimensional structures like quantum dots. In such a case, the multiple scattering of electrons should be taken into account and the multiphonon states of the electron-phonon system of the quantum dot should be of importance.

The purpose of this paper is to develop further the theory of the electronic relaxation in quantum dots, basing on the multiple phonon scattering of the electrons, considering the interaction of the quantum dot electrons with the longitudinal optical phonons of the bulk matrix sample into which the quantum dot is built, and to present the numerical results of the electronic relaxation rate in dependence on the separation of the electronic energies and on the temperature of the lattice.

II. THE MODEL AND HAMILTONIAN

Generally, there may be several electrons and several holes in a quantum dot structure. Assuming the charge neutrality of the system one can speak then about single-exciton, bi-exciton, etc., states, which are strongly influenced by the carrier-carrier coupling, expected to be significant in quantum dots [39,40]. The inclusion of the carrier-carrier coupling may complicate the analysis of the carrier relaxation in quantum dots, although it may be rather significant from the point of view of a quantitative comparison with experimental data. It is the purpose of this paper to concentrate the attention on the electron-phonon mechanism of the carrier relaxation. Therefore, the simplest model system is chosen to be considered, namely that consisting of a single electron in the quantum dot, while the presence of holes in the valence-band states is completely ignored. The authors believe that the basic features of the fast relaxation mechanism of the excited carriers in quantum dots, based on the electron-LO-phonon Fröhlich interaction, are contained already in this relatively simple single-electron model. The inclusion of the carrier-carrier correlation is therefore left to a future work.

In order to simplify the numerical part of the work, the quantum well is assumed to be of cubic shape, with infinitely high electronic potential energy outside the well. The penetration of the electronic stationary wave functions into the potential barriers is therefore neglected. Confining the electronic motion to the lowest lying electronic states is believed to minimize the effect of this infinitely-deep quantum-well approximation. The Schrödinger equation with the electronic effective mass inside the well gives a set of solutions. From these electronic states we consider only two states in the present model: the ground state ψ_0 , with the energy E_0 , which will be put equal zero here, and one excited state ψ_1 belonging to the triply degenerate first excited energy E_1 . This set of two nondegenerate electronic unperturbed eigenstates provides a minimum basis set for considering the electron-energy relaxation due to electronic transitions between two electronic states coupled via the electron-phonon interaction. The complete electron-phonon Hamiltonian H then reads [31]

$$H = H_0 + H_1, \quad (1)$$

where

$$H_0 = \sum_{n=0}^1 E_n c_n^\dagger c_n + \sum_{\mathbf{q}} E_{LO} b_{\mathbf{q}}^\dagger b_{\mathbf{q}}, \quad (2)$$

and H_1 is Fröhlich coupling [41]

$$H_1 = \sum_{m,n=0}^1 \sum_{\mathbf{q}} A_q \Phi(n, m, \mathbf{q}) (b_{\mathbf{q}} - b_{-\mathbf{q}}^+) c_n^+ c_m \quad (3)$$

of the electron to the system of the dispersionless optical phonons of the whole bulk of the sample with volume V , inside of which the quantum dot is built. In the latter equation $q = |\mathbf{q}|$, $A_q = (-ie/q)[E_{LO}(\kappa_{\infty}^{-1} - \kappa_0^{-1})]^{1/2}(2\varepsilon_0 V)^{-1/2}$, where κ_{∞} and κ_0 are high-frequency and static dielectric constants, ε_0 is permittivity of free space, $e > 0$ is electronic charge. The operator $b_{\mathbf{q}}$ annihilates the LO phonon with wavevector \mathbf{q} , while c_n annihilates electron in state ψ_n . The electron-phonon coupling depends on the quantum dot size via the form-factor

$$\Phi(n, m, \mathbf{q}) = \int d^3\mathbf{r} \psi_n^*(\mathbf{r}) e^{i\mathbf{q}\mathbf{r}} \psi_m(\mathbf{r}), \quad (4)$$

where the integration spreads over the quantum dot volume. It has been demonstrated earlier that in the case of calculating integral quantities like the electronic relaxation rate, it is rather plausible to neglect the impact, which the interfaces in a quasi-two dimensional heterostructure of GaAs-Al_xGa_{1-x}As-type might have on the calculated results [42]. It is assumed that the quantum dot structure is based on the GaAs-Al_xGa_{1-x}As-type heterostructure and that the lattice dynamics of this structure can be approximated well enough by that of the bulk GaAs. In other cases, like in CdTe quantum dots dispersed in poly(vinyl butyral)(PVB) [43], the influence of the interface modes of the optical lattice vibrations may deserve a more detailed attention [44,45].

Let us remark, that the operator H_1 of the electron-phonon coupling contains two kinds of terms. The terms with $n = m$ express such an interaction of the electron in the state n , in which the electron emits or absorbs a phonon, but the state of the electron remains unchanged. These term are called transverse interaction terms. The longitudinal interaction terms, with $n \neq m$, are those which lead to a change of the electronic state upon absorbing or emitting a phonon [46]. When the longitudinal terms are omitted, then the remaining Hamiltonian can be diagonalized exactly [22]. Although the longitudinal terms may appear to be the only important ones for the electronic scattering process of the electronic transfer from the excited state to the lower energy state, with emitting or absorbing simultaneously the phonon, both the longitudinal and the transverse terms will be taken into account in this work. The interaction operator H_1 considered in this work does not have the form of the Jaynes Cummings operator and the electronic system is coupled to a large number of the phonon modes, so that approximative theoretical methods will be used in the following analysis.

III. RELAXATION RATE

In photoluminescence experiments an electron may be excited by a light pulse from the valence-band states into the conduction band states and can be finally prepared in an electronic excited state in the quantum dot. In the case of a time-resolved detection of the luminescence, corresponding to the process of annihilation of the electron with a hole in the valence-band states, with the simultaneous emission of a light photon, the rise time of the luminescence can be determined experimentally [13–15]. The value of the rise time is limited from below by the time which is needed for the transport process in which the electron is transferred from the excited state to the electronic ground state in the dot, from which the electron recombines with a hole in the valence band states. In terms of the present simple model of the quantum dot one may say, that in this way the time-derivative dN_1/dt of the population $N_1 = \langle c_1^+ c_1 \rangle$ of the electronic state ψ_1 can be related to the experimental data.

In the present work, the latter transfer mechanism of the electron, between the electronic excited and the ground state, is supposed to be the process of the scattering of the electron on the system of the optical phonons. In the model of the quantum dot, considered here, it is assumed that at time $t = 0$ the system is prepared in the state with the single electron occupying the excited state only, while the phonon subsystem is found at equilibrium with temperature T_L .

The process of the electronic relaxation can be theoretically formulated within the theory of the nonequilibrium statistical operator [47]. The rapidity of the relaxation of the electronic energy can be expressed with the help of the time derivative of the population, $d \langle c_1^+ c_1 \rangle / dt$, of the electronic excited state ($n = 1$). In the nonequilibrium statistical operator theory, assuming not too short time scale, the state of the system is assumed to be described by a set of quantities $\langle P_k \rangle$, with the corresponding set $\{P_1, P_2, \dots, P_k, \dots\}$ of operators, suitable for the description of the system. The averaging in $\langle P_k \rangle$ is performed with the nonequilibrium statistical operator. In the case presently considered the electronic subsystem will be characterized by the mean values $N_1 = \langle c_1^+ c_1 \rangle$ and $N_0 = \langle c_0^+ c_0 \rangle$ giving the average population of the electronic excited state and the ground state, respectively. The state of the

phonon system, assumed to be permanently at the thermodynamic equilibrium, will be characterized by the mean value $\langle b_{\mathbf{q}}^+ b_{\mathbf{q}} \rangle$ given by the Bose-Einstein distribution function at the lattice temperature T_L , independent of time. Confining our choice of $\{P_m\}$ to $\langle c_1^+ c_1 \rangle$, $\langle c_0^+ c_0 \rangle$ and $\langle b_{\mathbf{q}}^+ b_{\mathbf{q}} \rangle$, the kinetic period of the evolution of the nonequilibrium system under study is presumed.

The well-known expansion of the nonequilibrium statistical operator in powers of the interaction leads to the well-known expansion of the "collision integral" in the generalized kinetic equation giving the time evolution of the mean value $\langle P_k \rangle$. The lowest-order (in H_1) terms of the collision term of this equation then read [47]:

$$\frac{\partial \langle P_k \rangle}{\partial t} = S_k^{(0)} + S_k^{(1)} + S_k'^{(2)} + \dots, \quad (5)$$

where

$$S_k^{(0)} = \frac{1}{i\hbar} \langle [P_k, H_0] \rangle_q^t \quad (6)$$

and

$$S_k^{(1)} = \frac{1}{i\hbar} \langle [P_k, H_1] \rangle_q^t. \quad (7)$$

The term $S_k'^{(2)}$, which is at least of the second order in H_1 , contains generally a factor expressing the memory properties of the system [47]. In the markovian approximation [47], considered here, it simplifies to the following expression:

$$S_k'^{(2)} = -\frac{1}{\hbar^2} \int_{-\infty}^0 dt_1 e^{\varepsilon t_1} \langle [H_1(t_1), [H_1, P_k]] \rangle_q^t. \quad (8)$$

The averaging $\langle \dots \rangle_q^t = \text{Tr}(\dots \rho_q(t))$ is performed with the so-called quasi-equilibrium statistical operator ρ_q defined as

$$\rho_q(t) = Q_q^{-1} \exp\left\{-\sum_k F_k(t) P_k\right\}, \quad (9)$$

$$Q_q = \text{Tr} \exp\left\{-\sum_k F_k(t) P_k\right\}, \quad (10)$$

in which the quantities $F_k(t)$, playing the role of the intensive quantities describing the system at equilibrium (e. g. temperature), are determined from the conditions

$$\langle P_k \rangle_q^t = \langle P_k \rangle. \quad (11)$$

Consistently with our choice of the operator set $\{P_1, P_2, \dots, P_k, \dots\}$, the term $S_k^{(0)}$ is zero. The coupling of the electronic subsystem to the laser light, which is not considered here, may lead to the appearance of the interband electronic polarization, which would be then a manifestation of the coherence between the electronic and light systems [48]. Similarly, the field of the LO phonons can be coherently coupled to the system of excitations of the electronic subsystem. These effects could be obtained already from the term $S_k^{(1)}$. The right-hand side of eq. (7) gives then the average value of the product of two electronic and one phonon operators. Consistently with our choice of the operator set $\{P_k\}$ the term $S_k^{(1)}$ will be ignored. Extending however the operator set in a suitable way, the Rabi oscillations, studied recently by Inoshita et al. [29], could be considered simultaneously with the term $S_k^{(2)}$. The coherent coupling between the electrons and the LO phonons may play a role especially in the range of short time after the light pulse. This effect will not be considered in this work. The lowest-order part of the time derivative of $\langle P_k \rangle$ is then given by the formula (8).

In the formula (8), giving the lowest-order markovian contribution to the relaxation rate $\partial \langle P_k \rangle / \partial t$, the operator $H_1(t_1)$ is the interaction operator H_1 expressed in the Heisenberg representation. When approximating this Heisenberg representation by the interaction representation, the formula (8) leads directly to the well-known Born approximation to the collision integral. On the other hand, the Heisenberg representation of the interaction operator H_1 in (8) makes it possible to sum partially the terms contributing to $S_k'^{(2)}$ up to infinite orders in H_1 [47].

The emphasis will be put now on the obtaining the kinetic equation for the time evolution of the population $\langle c_1^+ c_1 \rangle$ of the upper electronic state. At first, the commutator $[H_1, c_1^+ c_1]$ is calculated. As a result, several terms

are obtained, each being a product of two electronic and one phonon operators. The average in the formula (8) then reads:

$$\begin{aligned} < [H_1(t_1), [H_1, c_1^\dagger c_1]] >_q^t = \sum_{r,s,n,\mathbf{q},\mathbf{p}} A_q A_p \Phi(r, s, \mathbf{p}) \\ & \times \{ \Phi(n, 1, \mathbf{q}) < [(b_{\mathbf{p}}(t_1) - b_{-\mathbf{p}}^+(t_1))c_r^+(t_1)c_s(t_1), (b_{\mathbf{q}} - b_{-\mathbf{q}}^+)c_n^+ c_1] >_q^t \\ & - \Phi(1, n, \mathbf{q}) < [(b_{\mathbf{p}}(t_1) - b_{-\mathbf{p}}^+(t_1))c_r^+(t_1)c_s(t_1), (b_{\mathbf{q}} - b_{-\mathbf{q}}^+)c_1^+ c_n] >_q^t \}. \end{aligned} \quad (12)$$

Writing down the commutators in the latter equation explicitly according to the definition, the average quantity $\Lambda = < [H_1(t_1), [H_1, c_1^\dagger c_1]] >_q^t$ appears to consist of a number of terms. Each of these terms is an average of the product of six particle operators, three of them being in the Heisenberg representation. An example of these terms contributing to Λ is:

$$\sum_{r,s,n,\mathbf{p},\mathbf{q}} A_p A_q \Phi(r, s, \mathbf{p}) \Phi(1, n, \mathbf{q}) < b_{-\mathbf{p}}^+(t_1)c_r^+(t_1)c_s(t_1)b_{\mathbf{q}}c_1^+c_n >_q^t. \quad (13)$$

The average value in the latter formula, and in the other terms contributing to Λ , will be decoupled according to the following scheme:

$$< b_{-\mathbf{p}}^+(t_1)b_{\mathbf{q}}c_r^+(t_1)c_s(t_1)c_1^+c_m >_q^t \approx < b_{-\mathbf{p}}^+(t_1)b_{\mathbf{q}} >_q^t < c_r^+(t_1)c_m >_q^t < c_s(t_1)c_1^+ >_q^t, \quad (14)$$

in which only the particle operators belonging to different interaction operators are paired. All the anomalous averages of the type like $< b_{\mathbf{p}}^+(t_1)b_{\mathbf{q}}^+ >$ and $< c_r^+(t_1)c_m^+ >$ are considered to be zero. The latter kind of the decoupling of the averages of the operator products in the relaxation rate formula was studied earlier in connection with the electron energy collision broadening and the electronic relaxation [49,50] in bulk samples. It was shown, that the above type of the decoupling leads to the relaxation rate formula with plausible thermodynamical properties. Although this decoupling scheme appears to work well in the bulk structures, it is not obvious whether it is suitable enough in the presently considered two-level zero-dimensional system. This decoupling is only an approximation to the full correlation function (13). The question of the validity of this decoupling will not be studied in this work.

In the above obtained single-particle correlation functions, like $< c_s(t_1)c_1^+ >_q^t$, the diagonal approximation

$$< c_s(t_1)c_r^+ >_q^t \approx < c_s(t_1)c_r^+ >_q^t \delta_{s,r} \quad (15)$$

is assumed to hold. This assumption means that the quantum number n , indexing the unperturbed electronic states ψ_n , remains a good quantum number and that the effects of the quantum coherence, included eventually in terms like $< c_1(t_1)c_0^+ >_q^t$, do not change considerably, in materials with a rather weak electron-phonon coupling like GaAs, the resulting picture provided by the diagonal approximation. The way of decoupling the average Λ is consistent with the above-made assumption about the choice of the operators P_k describing the system under study. Nevertheless, the possible influence of the nondiagonal terms like $< c_1(t_1)c_0^+ >_q^t$ remains to be verified in a future work.

The phonon correlation functions will be taken into consideration in the diagonal approximation too. This approximation would not be appropriate when considering the hot phonon effect with the LO phonons produced in the area of the quantum dot. The hot-phonon effect will be neglected here. Assuming that the phonon one-particle correlation functions like $< b_{\mathbf{q}}^+b_{\mathbf{q}}(t_1) >$ are invariant under the operation of $\mathbf{q} \rightarrow -\mathbf{q}$, we get:

$$\begin{aligned} & < [H_1(t_1), [H_1, c_1^\dagger c_1]] >_q^t \\ & = 2Re \sum_{\mathbf{q}} |A_q|^2 |\Phi(1, 0, \mathbf{q})|^2 \{ (< b_{\mathbf{q}}(t_1)b_{\mathbf{q}}^+ >_q^t + < b_{\mathbf{q}}^+(t_1)b_{\mathbf{q}} >_q^t) \\ & \quad \times (< c_1^+(t_1)c_1 >_q^t < c_0(t_1)c_0^+ >_q^t - < c_1(t_1)c_1^+ >_q^t < c_0^+(t_1)c_0 >_q^t) \}, \end{aligned} \quad (16)$$

where Re denotes the real part of a complex number. The knowledge of the time t_1 -dependence of the single-particle correlation function in the latter equation would make it possible to perform the integration over t_1 in (8) and to get in this way the rate of change of the population $< c_1^\dagger c_1 >_q^t$ as a function of the time t .

In calculating the single-particle correlation function we shall proceed in the following way: The single-particle correlation function will be determined formally for the system with the Hamiltonian (1), in the case of the thermodynamic equilibrium at a temperature T and the obtained functional dependence of the electronic and phonon quantities on the temperature will be formally transferred to the case of electrons and phonons having different respective temperatures T_e and T_L .

In the following the electronic correlation functions will be expressed in terms of spectral densities (see eqs. (A12), (A13) and (A14) in Appendix A). The electrons and phonons will be assumed to have different temperatures. Namely, at time $t = 0$ with $N_1 = 1$, the phonon distribution function $\nu_{LO} = \langle b_{\mathbf{q}}^{\dagger} b_{\mathbf{q}} \rangle$ will be given by the Bose-Einstein distribution function taken at a temperature T_L . In the two-level electronic system, unperturbed by the electron-phonon interaction, with the energy levels E_0 and E_1 , the chemical potential is $\mu = (E_0 + E_1)/2$. The population N_1 of the excited electronic state at a temperature T_e is

$$N_1 = \frac{1}{1 + \exp(\frac{E_1 - E_0}{2k_B T_e})}, \quad (17)$$

(k_B is Boltzmann constant). For example, the state of the electronic subsystem with one electron in the excited state and with the empty ground state then corresponds to the limit of $T_e \rightarrow 0_-$. In this way the population of this two-level system can be formally expressed with the help of the electronic temperature T_e . For the purpose of the present calculation it is suitable to describe the state of the two-level electronic system in terms of the population of the electronic state rather than in terms of an electronic temperature.

Considering the process of the electron-energy relaxation as a markovian process and taking into account the decoupling (16), the theory of the nonequilibrium statistical operator leads finally to the following formula for the rate of change dN_1/dt of the population of the electronic state with $n = 1$:

$$\begin{aligned} \frac{dN_1}{dt} = -\frac{2\pi}{\hbar} \alpha_{01} & \left[N_1(1 - N_0) \left((1 + \nu_{LO}) \int_{-\infty}^{\infty} dE \sigma_1(E) \sigma_0(E - E_{LO}) \right. \right. \\ & \left. \left. + \nu_{LO} \int_{-\infty}^{\infty} dE \sigma_1(E) \sigma_0(E + E_{LO}) \right) \right. \\ & \left. - N_0(1 - N_1) \left((1 + \nu_{LO}) \int_{-\infty}^{\infty} dE \sigma_0(E) \sigma_1(E - E_{LO}) \right. \right. \\ & \left. \left. + \nu_{LO} \int_{-\infty}^{\infty} dE \sigma_0(E) \sigma_1(E + E_{LO}) \right) \right]. \end{aligned} \quad (18)$$

where σ_0 and σ_1 are electronic spectral densities (see eq. (A14)), ν_{LO} is Bose-Einstein distribution of LO-phonons at temperature T_L of the lattice. The constant α_{mn} is defined as

$$\alpha_{mn} = \sum_{\mathbf{q}} |A_{\mathbf{q}}|^2 |\Phi(n, m, \mathbf{q})|^2, \quad \alpha_{mn} = \alpha_{nm}. \quad (19)$$

The first two terms in the square brackets in eq. (18) are the only terms contributing at the the initial moment of time ($t = 0$), at which $N_0 = 0$. The first term provides the production of phonons, while the second term has the meaning of decreasing the electronic population N_1 while absorbing an LO phonon. This second term, with the absorption of a phonon, appears in the formula from two reasons: First, the relaxation rate formula (18) does not contain the energy conservation δ -function as it would appear in the first order of the time dependent perturbation calculation formula. Second, the term with the absorption of a phonon depends on the overlap of the two spectral densities, σ_1 and σ_0 . This overlap of σ_1 and σ_0 is determined by the properties of the interacting electron-phonon system, namely, by the multiple-phonon nature of the eigenstates of this system, which may allow for the non-zero contribution of this phonon-absorption term to the relaxation rate at $t = 0$. In fact, the presently used approximation to the electronic self-energy (see below) assumes the multiple-phonon property of the eigenstates of the system. The numerical values of the contribution of the phonon-absorption term comes out nevertheless rather small in GaAs (see below). This is in agreement with the fact, that the electron-LO-phonon coupling in the bulk GaAs is not strong. The last two terms in the square brackets have the meaning of a transfer of the electron from the state $n = 0$ to the excited state $n = 1$. These terms would play a role at the later stages of the relaxation, namely at $t > 0$, which is however not treated here.

The electronic self-energy is determined in the self-consistent Tamm-Dancoff (or the self-consistent Born) approximation [51]. The use of the self-consistent Tamm-Dancoff approximation makes it possible to include the states in which the electron is coupled various numbers of phonons and to go beyond the Born approximation when determining the self-energy of this highly singular system with δ -function type unperturbed electronic density of states. It is shown in the Appendix B that after a simplification, concerning the electronic distribution function N_m , the Dyson equation of the (retarded) electronic self-energy for the electron in the state n can be brought to the following form [31]:

$$M_n(E) = \sum_{m=0}^1 \alpha_{nm} \times \left\{ \frac{1 - N_m + \nu_{LO}}{E - E_m - E_{LO} - M_m(E - E_{LO}) + i0_+} + \frac{N_m + \nu_{LO}}{E - E_m + E_{LO} - M_m(E + E_{LO}) + i0_+} \right\}, \quad (20)$$

where N_m is the electronic population of the m -th state. In the numerical evaluations below it is assumed that the system is at the initial state with $N_1 = 1$ and $N_0 = 0$. The above Dyson equation for $M_n(E)$ assumes that the electronic Green's function, being generally a matrix in the index n in the representation of the states ψ_n , can be approximated upon taking the nondiagonal terms as zero. This assumption means that we regard the index n to be a "good quantum number". Also this means, that we assume that the mixing of the electronic states ψ_1 and ψ_0 via the operator H_1 does not contribute seriously to the leading terms of the resulting relaxation rate. This approximation to the electronic Green's functions is in agreement with what was assumed above concerning the correlation functions. The extent of the validity of such approximations in a quantum dot structure can be decided by a more detailed study.

The spectral densities $\sigma_n(E)$ can be obtained (see eq. (A14)) from the real and imaginary part of the retarded self-energy $M_n(E)$, $M_n(E) = R_n(E) - iY_n(E)$, $Y_n \geq 0$, which is determined by the equation eq. (20). The derivation of this equation, together with the approximations applied, is presented in Appendix B. The solution of equation (20) can be performed in two ways: (i) after some simplification this equation allows for an analytical solution, (ii) the full numerical solution of eq. (20) can be performed in the present model.

IV. AN ANALYTICAL SOLUTION

An approximation can be made, under which the Dyson equation (20) can be solved analytically. This approximation consists of several simplifications, as follows:

The first approximation step is the neglect of the real part of the self energy. The relaxation rate (18) is proportional to the product of the spectral densities, which depend significantly on the imaginary part of the self-energy. It will be seen later, that the direct comparison with the result of the numerical solution of the full equation (20) shows, that neglecting the real part of self-energy does conserve important properties of (20).

On the basis of a simple Born approximation approach, it may be expected that for the relaxation process it holds approximately that an electron with energy E_1 will make a transition to the state with the energy E_0 and emits an optical phonon with the energy E_{LO} and that the transverse part of the electron-LO-phonon coupling can therefore be neglected. In fact, the constants α_{00} and α_{11} characterizing the transverse coupling are larger than α_{01} characterizing the longitudinal interaction. The dependencies of α_{mn} on the detuning between the electronic excitation energy E_1 and the optical phonon energy E_{LO} are shown in Fig. 1 for GaAs. It may also be expected that the imaginary part of the self-energy, $Y_n(E)$, is significantly nonzero near the energy of $E = E_n$. Therefore, one of the terms on the rhs of equation (20) gives the leading contribution, while the other term can be neglected. Under these approximations the Dyson equation (20) can be written in the form of the following set of equations for $Y_n(E)$ (reminding that $M_n(E) = R_n(E) - iY_n(E)$):

$$-Y_1(E) = \alpha_{01} \text{Im} \left\{ \frac{1 - N_0 + \nu_{LO}}{E - E_0 - E_{LO} + iY_0(E - E_{LO}) + 0_+} \right\}, \quad (21)$$

$$-Y_0(E) = \alpha_{01} \text{Im} \left\{ \frac{N_1 + \nu_{LO}}{E - E_1 + E_{LO} + iY_1(E + E_{LO}) + 0_+} \right\}. \quad (22)$$

The real part of the self-energy was neglected in this equation. The non-negative solutions of this equation set are:

$$Y_0(E) = \frac{\sqrt{|E|}}{\sqrt{|E - E_1 + E_{LO}|}} \sqrt{\xi - |E| |E - E_1 + E_{LO}|}, \quad (23)$$

$$Y_1(E) = \frac{\sqrt{|E - E_1|}}{\sqrt{|E - E_{LO}|}} \sqrt{\xi - |E - E_1| |E - E_{LO}|}, \quad (24)$$

where $\xi = \alpha_{01}(1 + \nu_{LO})$ and we have put E_0 equal to zero. It is seen, that the imaginary part of the self-energy Y_n goes to zero as \sqrt{E} at the energy $E = E_n$. Also, Y_1 diverges at $E = E_{LO}$ and Y_0 diverges at $E = E_1 - E_{LO}$, both like $1/\sqrt{E}$. The corresponding spectral densities (see (A14)) then diverge at these points on the energy axis like \sqrt{E} .

The plot of $Y_0(E)$ and $Y_1(E)$ was presented in the Rapid Communication [31] and will not be repeated here. It is demonstrated there, that some peaks in $\sigma_n(E)$ of a state with a given n can be understood as being phonon satellites of the electronic state with $m \neq n$. This property of the self-energy and of the spectral density guaranties, that the two spectral densities, as they occur in the formula (18) for the relaxation rate, have always a nonzero overlap, no matter how large the quantum dot is, or, in other words, how large the detuning between $E_1 - E_0$ and E_{LO} is. This property of the self-energy can be seen as a formal expression of the idea of the absence of the phonon bottleneck, even in the present case of electrons interacting with dispersionless phonons.

The relaxation rate dN_1/dt (at $t > 0$) computed in the approximation of the equations (22) and (23) to the electronic self-energy, is shown in Fig. 2. In this Figure the relaxation rate reaches the order of $1/ps$ in a range of the dot size, in which $E_{LO} - E_1$ varies in the range of about 30 meV. The relaxation rate in Fig. 2 demonstrates, that the present mechanism of the electronic energy relaxation, with the transverse electron-LO-phonon interaction neglected, can give the relaxation times in the range of picoseconds or hundreds of femtoseconds in a rather broad range of the detuning. The double-maximum shape of the relaxation rate in Fig. 2 is probably due to the approximations introduced in the analytical solution and due to the satellite structure of the electronic spectral densities obtained in this approximation to the self-energy [31].

V. NUMERICAL SOLUTION

In this section the numerical solution of the full equation (20) is presented. That part of the electron-phonon coupling, which is proportional to the constant α_{01} , was shown in the previous section to give the effect of the absence of the phonon bottleneck and the relaxation times in the range of picoseconds. In the present section the coupling constants α_{00} and α_{11} , characterizing the transverse coupling of electrons to the phonons, are taken into account and both the real and imaginary parts of the self-energy are included into the computation.

The numerical calculations are performed for GaAs, InAs and InP [52,53]. The Dyson equation (20) for the retarded self-energy is solved by iterations. In contrast to the previous section, the Eqs. (20) are solved numerically, substituting a positive finite number Δ instead of 0_+ in (20). We used $\Delta = 10^{-3}$ meV. The real and imaginary parts of the self-energy are presented in Fig. 3 for GaAs for the detuning chosen to be $E_{LO} - E_1 = -8$ meV at $T_L = 77$ K. This Figure shows the rather complicated satellite structure of the electron self-energy obtained in the Tamm-Dancoff approximation. In the curves, displayed in the Figure, the phonon satellites of both the electronic ground and excited states are observed.

The spectral density of the electron in the excited state would be $\delta(E - E_1)$ in the noninteracting case ($H_1 = 0$). In the interacting electron-phonon system the spectral densities $\sigma_0(E)$ and $\sigma_1(E)$ have a rather complex structure displayed in Fig. 4. In this Figure the numerical data are computed for the parameters of GaAs at the detuning $E_{LO} - E_1 = -8$ meV at $T_L = 77$ K. Namely, the optical-phonon energy $E_{LO} = 36.2$ meV and the value of the energy of the excited unperturbed electronic state is chosen to be 44.2 meV. Both Figs. 4a and 4b show multiple peaks. It is seen that one of the characteristic energy separations among the individual graphs is 36.2 meV. This can be interpreted as follows: an electronic state in the quantum dot with the electron-phonon interaction appears to consist of such components, which correspond to the two unperturbed electronic states coupled to various numbers of LO-phonons. For example, the peak near $E = 0$ in Fig. 4a corresponds to the phonon-less $n = 0$ line, while the peak near 36 meV corresponds to a one-phonon satellite of the electronic ground state feature ($n = 0$). In the same Fig. 4a the feature near 8 meV can be seen as a one-phonon satellite of the excited state ($n = 1$), having the energy decreased from E_1 by E_{LO} . Similar energy relations are observed in the Fig. 4b. The main peaks in Fig. 4 appear to be spread over an interval of several meV. The shape of the peaks was characterized in the previous paper [31], where it was shown, that the shape of the individual maxima in the pattern of the spectral density on the quantum dot described by the present model, do not have the form of a Lorentzian. Although the present results do not allow to compare with the known experimental data on luminescence, it may be said that the occurrence of the phonon satellites in the spectral densities is in a qualitative agreement with the experimental data on luminescence, in which luminescence maxima separated by one optical-phonon energy use to be observed (see e. g. [17,20,21]).

A considerable attention has been recently paid in experiment to the width of the luminescence lines [54–56] in connection with the coherent phonons in the nanocrystals and semiconductor quantum dots. The issue of the variation of the "width" of a spectral line, whether it decreases or increases, with changing such parameters like the quantum dot size or the detuning, might help to judge the relevance of a particular theoretical model of the quantum dot or a nanocrystal. As it is seen in Fig. 4, and as it was discussed using analytical arguments in the reference [31], the

shape of a feature in the spectral density differs from a Lorentzian, so that it is not straightforward to speak about the linewidth, at least in the case of the present model based on the LO phonons. An attention should be given to generalizing the present model in order to include the acoustic phonons and the electron-hole interaction. This question will not be further analyzed in this work.

A significant property of the spectral densities $\sigma_0(E)$ and $\sigma_1(E)$ is their mutual overlap. Namely, from Fig. 4 it is observed that despite of the 'nearly discrete' structure of these spectral densities, the function $\sigma_0(E \pm E_{LO})$ has a nonzero overlap with $\sigma_1(E)$, in a rather broad and continuous range of the detuning $E_{LO} - E_1$. This property of the spectral densities guarantees a nonzero electronic relaxation rate in the broad range of the detuning $E_{LO} - E_1$.

The numerical results giving the rate of the excited state depopulation, dN_1/dt , as a function of the detuning $E_{LO} - E_1$, are displayed in Fig. 5 for GaAs. The relaxation rate is computed for the initial state with $N_1 = 1$ and $N_0 = 0$ and with two chosen temperatures of the lattice. The most intensive relaxation occurs, when the optical-phonon energy is at resonance with the excited-state energy E_1 . In the region of small dots ($E_{LO} - E_1 < 0$) the rate displays an overall decrease with decreasing the dot size, at both temperatures. At such a detuning, which corresponds to E_1 equal to $2E_{LO}$, $3E_{LO}$ and $4E_{LO}$ ($E_{LO} - E_1$ equal to about -36 meV, -72 meV and -108 meV, respectively) further resonance maxima appear. Although the sharp peaks of the spectral densities, as they are displayed in Fig. 4, broaden when the lattice temperature is increased, the overall values of the relaxation rate decrease with increasing temperature. This decrease of the electronic relaxation rate with increasing the temperature of the lattice can be explained taking into account the nature of the electronic states determined in the self-consistent Tamm-Dancoff approximation to the electronic self-energy. The electron is coherently coupled to a number of the LO-phonons. This property of this electron-phonon system is responsible for the effect of a non-zero relaxation even at the condition of nonzero detuning $E_{LO} - E_1$. As the temperature of the lattice increases, this coherence weakens, which leads to a decrease of the relaxation rate.

It may be interesting to see, how much the process accompanied by the absorption of the LO-phonon (the term proportional to $N_1(1 - N_0)\nu_{LO}$ in eq. (18)) contributes to the total relaxation rate at $t = 0$. The contribution of the latter term is given by the dashed line in Fig. 6, while the contribution of the main term, the one proportional to $N_1(1 - N_0)(1 + \nu_{LO})$, is given by the full line. We see, that in accord with the fact that the electron-LO-phonon coupling in GaAs is rather weak, the phonon-absorption term gives only a rather small contribution to the total rate dN_1/dt .

The relaxation rate reaches the maximum of the order of about 1 electron per 100 femtoseconds. This value has the order of magnitude of the experimental observations in some studied samples [18], in which the electronic relaxation rate was characterized by the relaxation time of several hundreds of fs. The relaxation rate computed at the room temperature of the lattice, at which the relaxation rate is decreased with respect to the low temperature case, is still at the scale of tens of picoseconds. These theoretical results, obtained within the present simple model of the quantum dot, therefore contradict the assumption of an existence of the phonon bottleneck in the electron-energy relaxation in quantum dots in polar semiconductors, at least in the case of small dots, such, in which the detuning is near to zero or negative. Let us remind, that the present theory is formulated for small dots (negative detuning). For large dots ($E_{LO} - E_1 > 0$) the present model has to be extended to include the effect of more unperturbed electron energy levels. This generalization of the model of the quantum dot is not done in this work.

The overall efficiency of the presently considered mechanism of the electron energy relaxation depends on the strength of the Fröhlich coupling. This dependence is presented in Fig. 7, in which the relaxation rate is displayed for InAs, GaAs and InP at 77 K of the lattice temperature.

Summing up, using a single-electron model of quantum dot with two electron energy levels and with the electron coupled to dispersionless bulk optical phonons, this work presents the calculation of the electron-energy relaxation in quantum dots in polar semiconductors. The relaxation time is found to be in the interval from hundreds of femtoseconds to tens of picoseconds in such quantum dots, in a broad range of the detuning, in which the energy of the electronic excited state is equals from about one LO-phonon energy to about three or four times the energy of the LO-phonon. This overall agreement of the present results with the theoretical data suggests, that the electron-LO-phonon interaction provides an effective multiphonon mechanism giving the femtosecond or picosecond electron-energy relaxation time in a rather broad range of the quantum dot size of small quantum dots. Such conclusions apply to the temperature range from low temperatures of the lattice to the room temperature.

APPENDIX A: EQUILIBRIUM CORRELATION FUNCTIONS

In this Appendix several formulas are reminded, connecting the correlation functions with the spectral density and the self-energy in an equilibrium system at nonzero temperature. In particular, an approximate formula expressing the time dependent correlation functions in terms of the self-energy, suitable for a generalization to the case of a

nonequilibrium system, is presented.

In the thermodynamic equilibrium at temperature T the time-dependent single-particle correlation functions can be spectrally decomposed in the well-known way [47] according to the formulas:

$$\langle B(t')A(t) \rangle = \frac{1}{2\pi} \int_{-\infty}^{\infty} J_{BA}(\omega) e^{i\omega(t'-t)} d\omega \quad (\text{A1})$$

and

$$\langle A(t)B(t') \rangle = \frac{1}{2\pi} \int_{-\infty}^{\infty} J_{BA}(\omega) e^{\frac{\hbar\omega}{k_B T}} e^{i\omega(t'-t)} d\omega, \quad (\text{A2})$$

where $J_{BA}(\omega)$ is spectral intensity of the correlation function $\langle B(t')A(t) \rangle$. The spectral intensity can be obtained from the knowledge of the retarded thermodynamic Green's function

$$\ll A(t); B(t') \gg_r = \frac{1}{i\hbar} \theta(t-t') \langle [A(t), B(t')]_{\eta} \rangle, \quad (\text{A3})$$

where the symbol $\langle \dots \rangle$ denotes the averaging performed over the grand-canonical ensemble, $A(t) = \exp(i\mathcal{H}t/\hbar) A \exp(-i\mathcal{H}t/\hbar)$, $\mathcal{H} = H - \mu N$, μ is the chemical potential and N is operator of number of particles. Also, $[A, B]_{\eta} = AB - \eta BA$, in which $\eta = \pm 1$ for Bose and Fermi particles, respectively. Defining the Fourier picture $\ll A; B | \omega \gg_r$ as

$$\ll A(t); B(t') \gg_r = \frac{1}{2\pi} \int_{-\infty}^{\infty} e^{-i\omega(t-t')} d\omega \ll A; B | \omega \gg_r \quad (\text{A4})$$

and when the spectral intensity is real, then there is the relation between the Green's function and the spectral intensity

$$\text{Im} \ll A; B | \omega \gg_r = -\frac{1}{2\hbar} \left(e^{\frac{\hbar\omega}{k_B T}} - \eta \right) J_{BA}(\omega). \quad (\text{A5})$$

Assuming in the present work that the influence of the electron-phonon interaction on the characteristics of the phonons is only minor, the phonon correlation functions will be determined in the zero-order approximation. Realizing that [47]

$$\ll b_{\mathbf{q}}; b_{\mathbf{q}}^+ | \omega \gg_r = \frac{1}{\hbar\omega - E_{LO} + i0_+}, \quad (\text{A6})$$

one obtains

$$\langle b_{\mathbf{q}}(t_1) b_{\mathbf{q}}^+ \rangle + \langle b_{\mathbf{q}}^+(t_1) b_{\mathbf{q}} \rangle = (\nu_{LO} + 1) e^{-i\omega_{LO} t_1} + \nu_{LO} e^{i\omega_{LO} t_1}, \quad (\text{A7})$$

with

$$\nu_{LO} = \frac{1}{e^{\frac{E_{LO}}{k_B T}} - 1}. \quad (\text{A8})$$

The electronic time-dependent correlation functions will be calculated with nonzero electron-phonon coupling H_1 . In this case the spectral intensity will be expressed in terms of the electronic self-energy. In the diagonal approximation neglecting the inter-level correlations due to the electron-phonon coupling, the retarded Green's function of the n -th electronic state can be written as

$$\ll c_n; c_n^+ | \omega \gg_r = \frac{1}{\hbar\omega - E_n + \mu - M_n^{(r)}(\hbar\omega) + i0_+}, \quad (\text{A9})$$

where $M_n^{(r)}(\hbar\omega)$ is the retarded self-energy of the n -th electronic state. Working with the retarded self-energy only we shall drop the index (r) in the symbol $M_n^{(r)}(\hbar\omega)$. Defining $R_n(\hbar\omega) = \text{Re} M_n(\hbar\omega)$ we shall write $M_n(\hbar\omega) = R_n(\hbar\omega) - iY_n(\hbar\omega)$. Such a decomposition of the self-energy into the real and imaginary parts allows one to work with the real and non-negative quantity $Y_n(\hbar\omega)$ in what follows.

With (A2) the correlation function $\langle c_n(t_1) c_n^+ \rangle$ reads:

$$\langle c_n(t_1)c_n^+ \rangle = \frac{\hbar}{\pi} \int_{-\infty}^{\infty} \left(1 - \frac{1}{e^{\frac{\hbar\omega}{k_B T}} + 1} \right) \frac{Y_n(\hbar\omega) + 0_+}{(\hbar\omega - E_n + \mu - R_n(\hbar\omega))^2 + (Y_n(\hbar\omega) + 0_+)^2} e^{-i\omega t_1} d\omega. \quad (\text{A10})$$

Let us notice, that in the zero-order approximation, in which R_n and Y_n go to zero, the expression $\exp(\hbar\omega/k_B T)$ in the latter formula can be substituted by $\exp((E_n + \mu)/k_B T)$. In formula (A10) we shall approximately substitute the expression $1/(\exp(\hbar\omega/k_B T) + 1)$ by the value of the Fermi-Dirac distribution function, giving the average number of electrons in the n -th electronic state. In this work therefore the electronic population will be approximated by

$$N_n = \frac{1}{e^{\frac{E_n - \mu}{k_B T}} + 1}. \quad (\text{A11})$$

Two correlation functions then are:

$$\langle c_n(t_1)c_n^+ \rangle = \hbar(1 - N_n) \int_{-\infty}^{\infty} \sigma_n(\omega) e^{-i\omega t_1} d\omega, \quad (\text{A12})$$

$$\langle c_n^+(t_1)c_n \rangle = \hbar N_n \int_{-\infty}^{\infty} \sigma_n(\omega) e^{i\omega t_1} d\omega, \quad (\text{A13})$$

where the spectral density $\sigma_n(E)$ is

$$\sigma_n(\omega) = \frac{1}{\pi} \frac{Y_n(\hbar\omega) + 0_+}{(\hbar\omega - E_n + \mu - R_n(\hbar\omega))^2 + (Y_n(\hbar\omega) + 0_+)^2}, \quad (\text{A14})$$

going to the δ -function in the limit of zero self-energy and fulfilling the rule

$$1 = \hbar \int_{-\infty}^{\infty} \sigma_n(\omega) d\omega, \quad (\text{A15})$$

for $n = 0, 1$.

The formulas (A7), (A12) and (A13) provide the dependence of the spectral densities on the temperatures, or on the populations, of the electrons and phonons, within the theory of the real time thermodynamic Green's functions. These functional dependences will be assumed to be valid for the correlation functions, which we meet in the formula (14) in the general case of nonequilibrium state of the system. In this way, the electronic relaxation rate (18) can be expressed in terms of the electronic spectral density and in terms of the electronic self-energy.

The above given method of obtaining the single-particle correlation functions in the nonequilibrium system under study is accompanied by an inaccuracy, which may depend on the strength of the electron-phonon coupling. The reason for this is obvious upon comparing the statistical operators, with the help of which the averaging is performed. In the case of the thermodynamical equilibrium the averaging is performed in the grandcanonical ensemble of the system with the electron-phonon interaction included, while in the averages like $\langle c_i^+(t)c_j \rangle_q$, appearing in the formula (14), the quasi-equilibrium statistical operator does not depend on the electron-phonon interaction, at least in the approximation we assumed in this work. This question can be clarified with the use of a more systematic approach to this nonequilibrium system.

APPENDIX B: ELECTRONIC SELF-ENERGY

Using the language of the Feynman diagrams for the Matsubara Green's functions [57,58], the self-consistent Tamm-Dancoff approximation (or the self-consistent Born approximation) to the electronic self-energy can be expressed as a diagram containing two bare interaction vertexes connected with two lines, one of them corresponds to the full electronic Green's function G , while the other corresponds to the bare phonon Green's function $D^{(0)}$. The equation for the self-energy of the electron in the n -th state, $M_n(i\hbar\omega_p)$, defined on the set of imaginary frequencies $\omega_p = (2n + 1)\frac{\pi k_B T}{\hbar}$, n is integer, is

$$M_n(i\hbar\omega_p) = k_B T \sum_m \sum_{\mathbf{q}} |A_q|^2 |\Phi(m, n, \mathbf{q})|^2 \sum_r G_m(i\omega_p - i\omega_r) D^{(0)}(i\omega_r). \quad (\text{B1})$$

Using the Lehmann's representation of the Green's functions [22], the summation over the discrete imaginary frequencies $\omega_r = 2r(\pi k_B T/\hbar)$, r being an integer, can be performed. In this way the equation for the retarded electronic self-energy in the state m of is obtained:

$$M_n(E) = \sum_m \alpha_{nm} [G_m^{ret}(E - E_{LO})(1 - n_F(E - E_{LO}) + \nu_{LO}) + G_m^{ret}(E + E_{LO})(n_F(E + E_{LO}) + \nu_{LO})], \quad (B2)$$

where $n_F(E) = 1/(\exp(E/K_B T_e) + 1)$ and $\nu_{LO} = 1/(\exp(E_{LO}/k_B T_L) - 1)$. Here G^{ret} denotes the retarded electronic Green's function. Note, that in the latter equation the electronic Fermi-Dirac distribution function $n_F(E)$ appears as a function of the energy variable E . Assuming the knowledge of the electronic temperature, this function would present no difficulty. However, in this work we approximate these electronic distributions by the Fermi-Dirac distribution function value N_m , which is the value of the Fermi-Dirac distribution function in the state with the unperturbed electronic energy E_m , at which the corresponding retarded Green's function in the latter equation (B2) would have the pole in the case of no electron-phonon coupling. In this way the treatment of the electronic temperature can be avoided.

The equation for the retarded self-energy is ($E_{LO} = \hbar\omega_{LO}$):

$$M_n(E) = \sum_m \alpha_{nm} \left[\frac{1 - N_m + \nu_{LO}}{E - E_m - E_{LO} - M_m(E - E_{LO}) + i0_+} + \frac{N_m + \nu_{LO}}{E - E_m + E_{LO} - M_m(E + E_{LO}) + i0_+} \right]. \quad (B3)$$

The equation (B3) closely resembles the similar equation for the self-energy of Frenkel excitons studied earlier [59]. In the reference [59] this equation is derived with help of the real-time thermodynamic Green's functions.

In (B3) the chemical potential is not written. This form of the equation corresponds to the choice of the Hamiltonian H in the equation of motion for the Green's function, instead of the Hamiltonian $\mathcal{H} = H - \mu N$, although the statistical averaging is still performed with the grand-canonical ensemble. Consistently with this choice of Hamiltonian, the chemical potential μ is dropped in eq. (A14).

-
- [1] N. N. Ledentsov *et al.*, Fiz. Tekh. Poluprovod. **32**, 385 (1998).
 - [2] Y. Arakawa and H. Sakaki, Appl. Phys. Lett. **24**, 195 (1982).
 - [3] M. Notomi *et al.*, Appl. Phys. Lett. **58**, 720 (1991).
 - [4] H. E. G. Arnot *et al.*, Superlatt. Microstruct. **5**, 459 (1989).
 - [5] M. Kohl *et al.*, Phys. Rev. Lett. **63**, 2124 (1989).
 - [6] H. Benisty *et al.*, Phys. Rev. B **44**, 10945 (1991).
 - [7] T. Inoshita *et al.*, Physica B **227**, 373 (1996).
 - [8] U. Bockelmann *et al.*, Phys. Rev. B **42**, 8947 (1990).
 - [9] T. Inoshita *et al.*, Phys. Rev. B **46**, 7260 (1992).
 - [10] U. Bockelmann, Semicond. Sci. Technol. **9**, 865 (1994).
 - [11] H. Benisty, Phys. Rev. B **51**, 13281 (1995).
 - [12] F. Daiminger *et al.*, Semicond. Sci. Technol. **9**, 896 (1994).
 - [13] B. Ohnesorge *et al.*, Phys. Rev. B **54**, 11532 (1996).
 - [14] U. Bockelmann *et al.*, Phys. Rev. Lett. **76**, 3622 (1996).
 - [15] S. Raymond *et al.*, Phys. Rev. B **54**, 11548 (1996).
 - [16] K. L. Schumacher *et al.*, Semicond. Sci. Technol. **11**, 1173 (1996).
 - [17] M. J. Steer *et al.*, Phys. Rev. B **54**, 17738 (1996).
 - [18] U. Woggon *et al.*, Phys. Rev. B **54**, 17681 (1996).
 - [19] P. D. Wang *et al.*, Superlatt. Microstruct. **21**, 259 (1997).
 - [20] R. Heitz *et al.*, Phys. Rev. B **56**, 10435 (1997).
 - [21] R. Heitz *et al.*, Appl. Phys. Lett. **68**, 361 (1996).
 - [22] G. D. Mahan, *Many-Particle Physics*, Second Edition. (Plenum Press, New York and London, 1993).
 - [23] R. Zimmermann *et al.*, J. Lumin. **58**, 271 (1994).
 - [24] E. T. Jaynes and F. W. Cummings, Proc. IEEE **41**, 89 (1963).

- [25] V. Meden *et al.*, Phys. Rev. B **52**, 5624 (1995).
- [26] V. A. Kovarskii *et al.*, Sov. Phys. Semicond. **26**, 1025 (1992).
- [27] I. Vurgaftman *et al.*, Appl. Phys. Lett. **64**, 232 (1994).
- [28] I. Vurgaftman *et al.*, Phys. Rev. B **50**, 14309 (1994).
- [29] T. Inoshita *et al.*, Phys. Rev. B **56**, R4355 (1997).
- [30] J. A. Kenrow *et al.*, Phys. Rev. Lett. **78**, 4873 (1997).
- [31] K. Král *et al.*, Phys. Rev. B **57**, R2061 (1998).
- [32] K. Král and Z. Khás, Phys. Stat. Sol. (b) **208**, R5 (1998).
- [33] K. Král and Z. Khás, in *Proceedings of the 24th International Conference on Physics of Semiconductors* (World Scientific Publishing, Singapore, to be published.)
- [34] X.-Q. Li *et al.*, in *Proceedings of the 24th International Conference on Physics of Semiconductors* (World Scientific Publishing, Singapore, to be published.)
- [35] X.-Q. Li and Y. Arakawa, Phys. Rev. B **57**, 12285 (1998).
- [36] X.-Q. Li and Y. Arakawa, Phys. Rev. B **56**, 10423 (1997).
- [37] M. Moško *et al.*, Phys. Rev. B **31** 16860 (1995).
- [38] P. Wagner *et al.*, Carrier impurity collisions in a narrow quantum wire: Born approximation versus exact solutions, *Proceedings of the Workshop on Heterostructure Epitaxy and Devices*, NATO ASI Series, Kluwer Academic Publishers, 1998.
- [39] Y. Z. Hu *et al.*, Phys. Rev. B **53**, 4814 (1996).
- [40] L. Bányai and S. W. Koch, *Semiconductor Quantum Dots*, (World Scientific, Singapore, 1993).
- [41] J. Callaway, *Quantum Theory of the Solid State* (Academic Press, New York, 1974).
- [42] H. Rücker *et al.*, Phys. Rev. B **44**, 3463 (1991).
- [43] C. R. Kagan *et al.*, Phys. Rev. Lett. **76**, 1517 (1996).
- [44] R. M. de la Cruz *et al.*, Phys. Rev. B **52**, 1489 (1995).
- [45] P. A. Knipp *et al.*, Phys. Rev. B **52**, 5923 (1995).
- [46] V. G. Baryakhtar *et al.*, *Kineticheskie Yavleniya v Tverdykh Telakh* (Naukova Dumka, Kiev, 1989).
- [47] D. N. Zubarev, *Neravnovesnaya Statisticheskaya Termodinamika* (Nauka, Moscow, 1971).
- [48] J. Schilp *et al.*, Phys. Rev. B **50**, 5435 (1994).
- [49] R. Zimmermann and K. Král, Phys. Stat. Sol. B **160**, K109 (1990).
- [50] K. Král, Phys. Stat. Sol. B **170**, 537 (1992).
- [51] G. Whitfield *et al.*, Phys. Rev. **139**, A338 (1965).
- [52] B. R. Nag, *Electron Transport in Compound Semiconductors*, Springer Series on Solid-State Sciences 11, Springer-Verlag, Berlin 1980.
- [53] S. Adachi, J. Appl. Phys. **58**, R1 (1985).
- [54] S. A. Empedocles *et al.*, Phys. Rev. Lett. **77**, 3873 (1996).
- [55] U. Banin *et al.*, Phys. Rev. B **55**, 7059 (1997).
- [56] Todd D. Krauss *et al.*, Phys. Rev. Lett. **79**, 5102 (1997).
- [57] A. A. Abrikosov *et al.*, *Metody Kvantovoi Teorii Polya v Statisticheskoy Fizike* (Fizmatgiz, Moscow, 1962).
- [58] L. P. Kadanoff *et al.*, *Quantum Statistical Mechanics* (W. A. Benjamin, New York, 1962).
- [59] A. S. Davydov, *Teoriya Molekulyarnykh Eksitonov* (Nauka, Moscow, 1968).

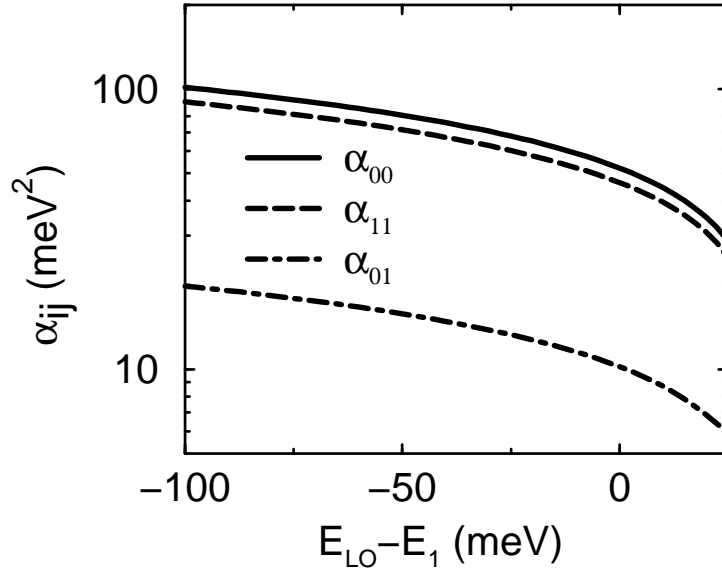


FIG. 1. The dependence of the coupling constants α_{ij} in GaAs on the detuning between the optical phonon energy E_{LO} and the excited state energy E_1 .

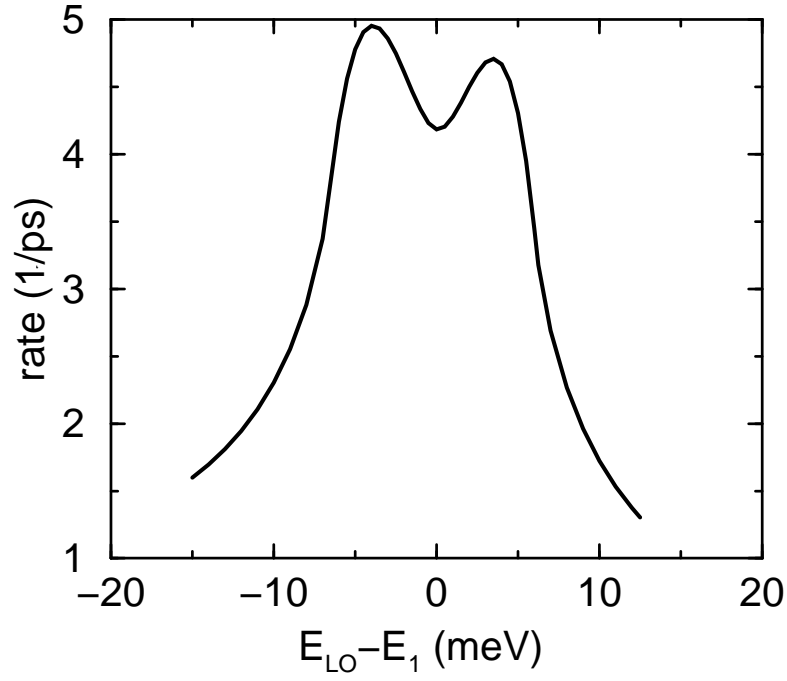


FIG. 2. The dependence of the electronic relaxation rate ($-dN_1/dt$) on the detuning $E_{LO} - E_1$ as computed for the analytical solution of the simplified Dyson equation (with the transverse coupling terms neglected) at the temperatures of the lattice $T_L = 77$ K.

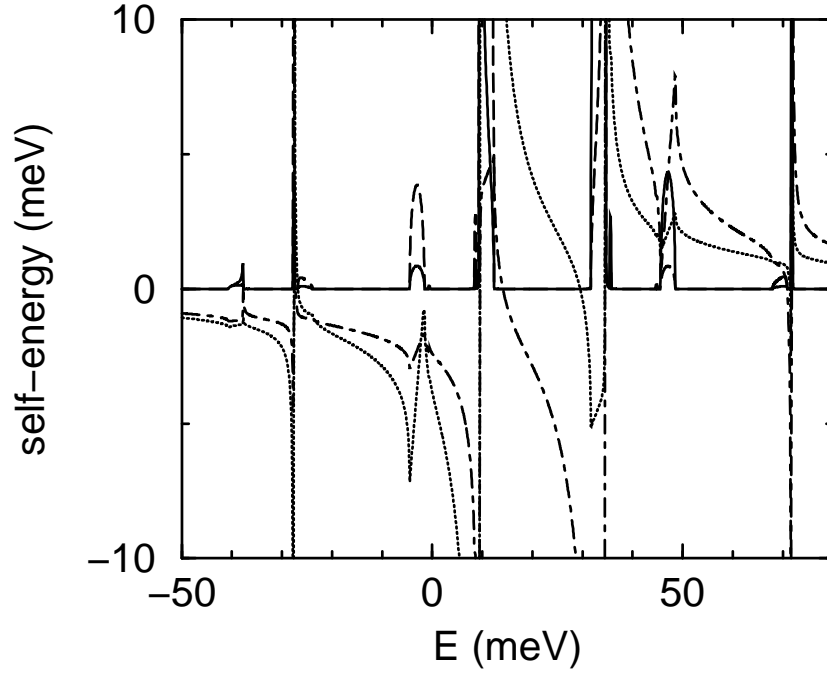


FIG. 3. Real and imaginary parts of electronic self-energy in the states with $n = 0, 1$ for the detuning $E_{LO} - E_1 = -8$ meV in GaAs at 77 K. The full and dashed lines denote, respectively, the imaginary part of the self-energy ($-ImM_0$) and ($-ImM_1$), while the dashed (dotted) line denotes ReM_0 (ReM_1).

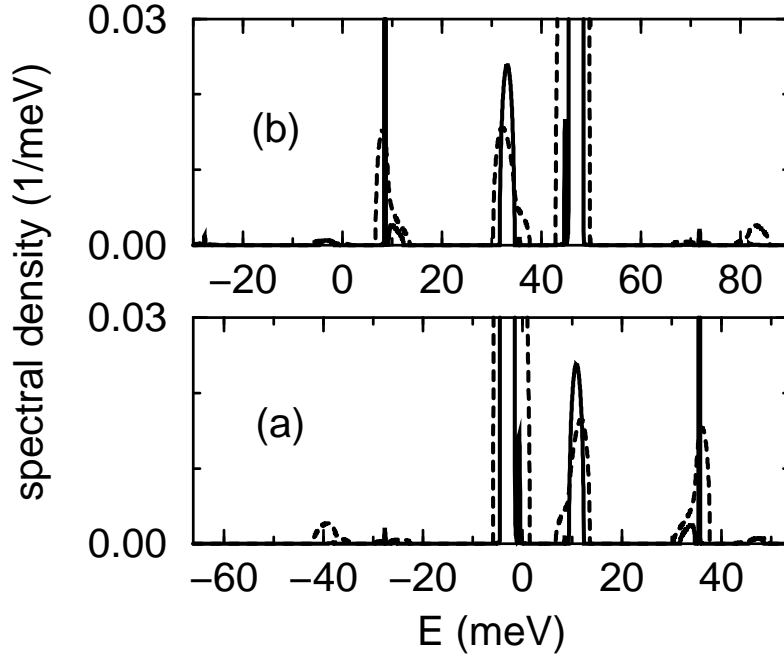


FIG. 4. Spectral densities $\sigma_0(E)$ (a) and $\sigma_1(E)$ (b) in GaAs computed for the detuning $E_{LO} - E_1 = -8$ meV, at the lattice temperature of 77 K (full line) and at the room temperature (dashed line). Note that the E -axis of graph (b) is shifted by the energy of optical phonon with respect to graph (a).

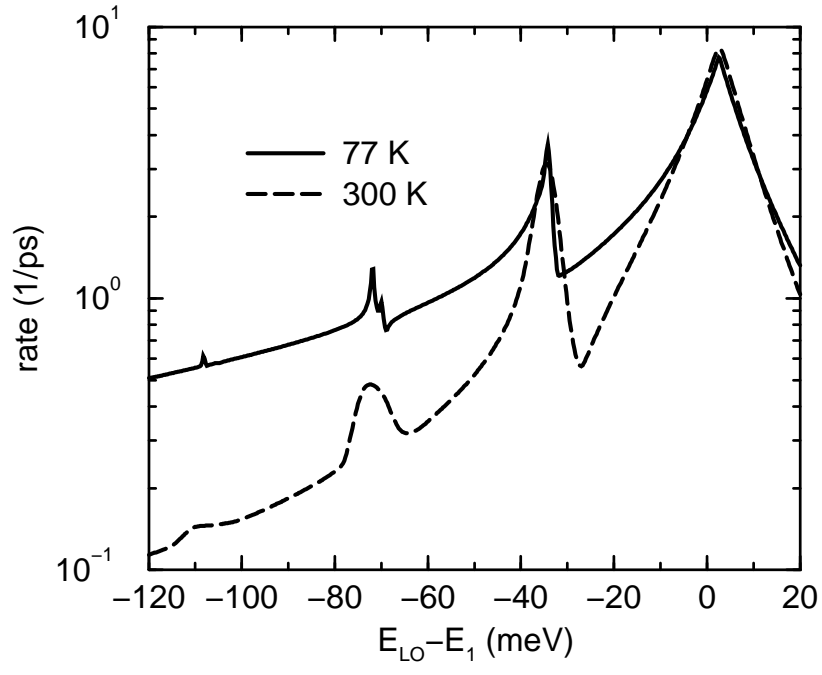


FIG. 5. Relaxation rate $(-dN_1/dt)$ in GaAs as a function of the detuning $E_{LO} - E_1$ at two temperatures of the lattice.

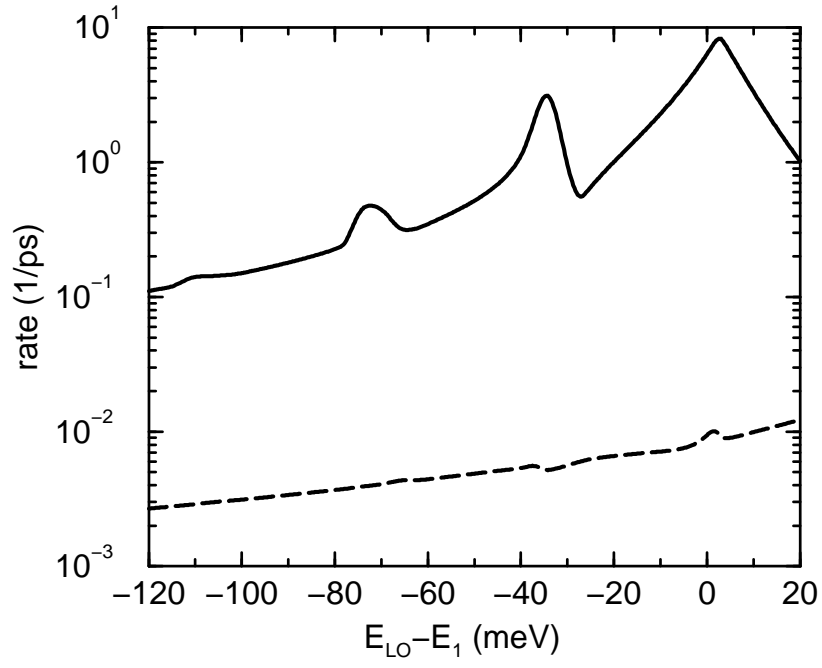


FIG. 6. Two contributions to the total relaxation rate ($-dN_1/dt$) in GaAs at $T_L = 300$ K. The full line gives the contribution of the process accompanied by the emission of LO phonon, while the dashed line gives the one of the process with LO phonon absorption.

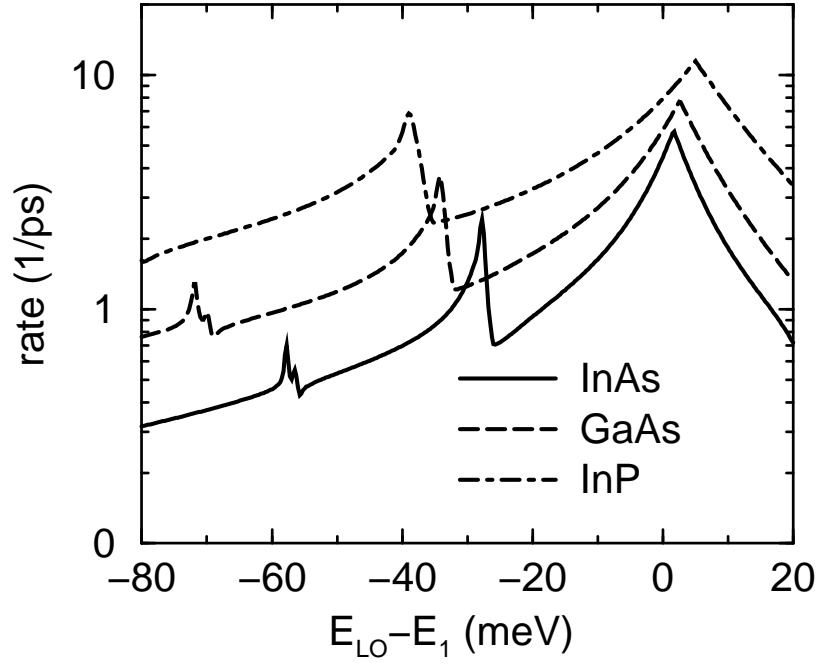


FIG. 7. A comparison of the relaxation rate ($-dN_1/dt$) at $T_L = 77$ K in three semiconducting materials.