

Strong damping of phononic heat current by magnetic excitations in $\text{SrCu}_2(\text{BO}_3)_2$ M. Hofmann¹, H. Kierspel¹, T. Lorenz¹, G. S. Uhrig², O. Zabara¹, A. Freimuth¹, H. Kageyama³, and Y. Ueda³¹II. Physikalisches Institut, Universität zu Köln, Zulpicher Straße 77, 50937 Köln, Germany²Institut für Theoretische Physik, Universität zu Köln, Zulpicher Straße 77, 50937 Köln, Germany³Institute for Solid State Physics, University of Tokyo, Kashiwanoha 5-1-5, Kashiwa, Chiba 277-8581, Japan

(February 7, 2020)

Measurements of the thermal conductivity as function of temperature and magnetic field in the 2D dimer spin system $\text{SrCu}_2(\text{BO}_3)_2$ are presented. In the heat transport along and perpendicular to the magnetic planes we observe a pronounced double-peak structure in zero field and a drastic suppression of the low-temperature maximum on increasing magnetic field. Our quantitative analysis reveals that the heat current is due to phonons and that the double-peak structure arises from pronounced resonant scattering of phonons by magnetic excitations.

During the last few years the thermal conductivity (κ) of low dimensional spin systems has attracted considerable interest [1,6]. One reason is that in these materials a large magnetic contribution (κ^{mag}) to the heat current may be present as observed e.g. for the spin ladder material $\text{Sr}_{14-x}\text{Ca}_x\text{Cu}_{24}\text{O}_{41}$ [6]. Another reason is that the phononic heat current (κ^{ph}) probes the spectrum of magnetic excitations as well as the spin-phonon coupling [3,5]. The latter is very important in some of the low dimensional spin systems, e.g. in the spin-Peierls compound CuGeO_3 [4,5]. Both issues, the magnetic contribution to the heat current as well as the interaction of the phonons with magnetic excitations, are to a large extent unexplored and not well understood.

A material of particular interest in this context is $\text{SrCu}_2(\text{BO}_3)_2$ [7]. The Cu^{2+} ions form a quasi-2D spin system which is by virtue of the crystal geometry an experimental realization of the Shastry-Sutherland model [8]. In $\text{SrCu}_2(\text{BO}_3)_2$ the intra-dimer and inter-dimer couplings of magnitude $J_1 \approx 72$ K and $J_2 \approx 43$ K, i.e. $J_2 = J_1 \approx 0.6$ [21]. As expected for this ratio $\text{SrCu}_2(\text{BO}_3)_2$ has a dimerized singlet ground-state separated from the excited triplet states by a finite gap $\Delta \approx 35$ K as seen in the magnetic susceptibility [9] or in inelastic neutron scattering [10]. From the latter it is also known that the triplet excitations are almost dispersionless, i.e. the group velocity is very small, in agreement with theoretical calculations [11–14]. Thus, a sizeable κ^{mag} is not expected for $\text{SrCu}_2(\text{BO}_3)_2$ making this material a natural candidate to study the influence of magnetic excitations on κ^{ph} .

In this letter we present measurements of the thermal conductivity of $\text{SrCu}_2(\text{BO}_3)_2$ along (κ_a) and perpendicular (κ_c) to the 2D spin planes in the temperature and magnetic field range from 2.5 to 275 K and 0 to 17 T, respectively. In zero field, both κ_a and κ_c show pronounced double-peak structures as function of T . For both directions the low- T maximum is drastically suppressed by a magnetic field. We present a model based on a purely

phononic thermal conductivity and explain the double-peak structure and its field dependence by strong damping of the phononic heat current due to resonant scattering of phonons by magnetic excitations. With the same parameters our model considerably improves the description of the magnetic field dependence of the specific heat of $\text{SrCu}_2(\text{BO}_3)_2$ [15].

For our study two samples of rectangular-bar-shaped form of $0.6 \times 1.9 \times 3 \text{ mm}^3$ with the long direction along the a and c axis, respectively, were cut from larger single crystals of $\text{SrCu}_2(\text{BO}_3)_2$ grown by the traveling solvent coating zone method [16]. The thermal conductivity was measured with a conventional steady state method using differential Chromel-Au + 0.07% Fe thermocouples calibrated in magnetic fields. Typical temperature gradients were of the order of 0.2 K. The absolute accuracy of our measurements is of order 10% because of uncertainties in the sample geometry whereas the relative accuracy is about one order of magnitude better [17].

We show in Fig. 1 the thermal conductivity $\kappa_a(T)$ ($= \kappa_b$ in tetragonal $\text{SrCu}_2(\text{BO}_3)_2$) and $\kappa_c(T)$ in zero magnetic field. For both directions pronounced double-peak structures are observed with the low T maximum occurring at 4.5 K. For κ_a the high T maximum lies at 60 K and for κ_c at 30 K. Above 100 K we find κ_c / T^1 as expected for phonon heat transport [18] whereas κ_a follows a $T^{-0.6}$ dependence. The magnetic field dependence of the thermal conductivity is shown in Fig. 2. Obviously, the low T maximum is suppressed strongly by a magnetic field for both κ_a and κ_c . The magnetic field dependence at higher temperatures is only weak ($\sim 2\%$) and close to the relative measurement accuracy. Closer inspection of the data reveals that the minimum of the double-peak structure and the low T maximum systematically decrease in T on increasing magnetic field.

The double-peak structure of κ is reminiscent of the behavior found in other low dimensional spin systems, in particular, of CuGeO_3 [1,4,6]. In CuGeO_3 , κ also shows an almost field-independent maximum at 20 K and a

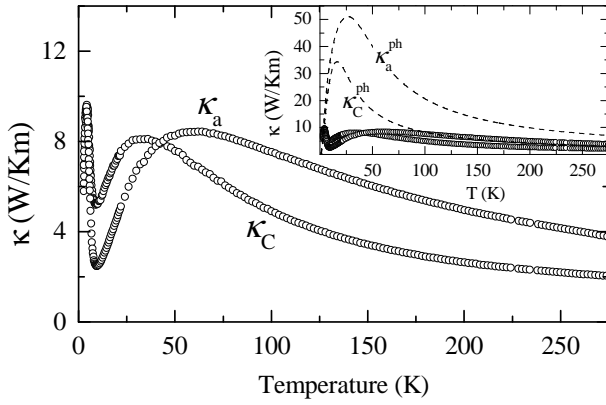


FIG. 1. Thermal conductivity of $\text{SrCu}_2(\text{BO}_3)_2$ along (a) and perpendicular (c) to the magnetic planes. The inset shows the experimental data (○) together with purely phononic contributions κ_a^{ph} and κ_c^{ph} (---). The latter are calculated by switching off the scattering of phonons by magnetic excitations (see text).

second one around 5 K, which is strongly suppressed in a magnetic field. This double-peak structure has been interpreted as the sum of a magnetic κ^{mag} and a phononic κ^{ph} contribution. The high T maximum has been attributed to κ^{mag} and the low T one to κ^{ph} [4].

For several reasons, a similar interpretation is not applicable in $\text{SrCu}_2(\text{BO}_3)_2$. First, the flat dispersion of the single triplet excitations prevents them from carrying heat. Second, any magnetic contribution κ^{mag} in our 2D magnetic system is expected to be strongly anisotropic (Such a behavior is observed e.g. in the 1D $\text{Sr}_{1-x}\text{Ca}_x\text{Cu}_2\text{O}_{41}$ [6]). The lack of a strong anisotropy in the experimental data excludes also an explanation in terms of multi-triplet excitations observed in $\text{SrCu}_2(\text{BO}_3)_2$ above 5 meV [19,15,10,20]. These excitations move much more easily than the single triplet excitations [21], but again only within the magnetic planes. Finally, the relation $\kappa^{\text{mag}}/c^{\text{mag}}$ (c is the specific heat, v the group velocity and ℓ the mean free path) predicts similar T dependencies of κ^{mag} and the magnetic specific heat c^{mag} . But measurements of c in fields up to 12 T [15] show that c^{mag} gives rise to a maximum of c^{mag} at temperatures close to the minima of κ_a and κ_c for the respective magnetic fields (see Figs. 2 and 3). This is just the opposite of what is expected!

From these arguments we conclude that the double-peak structures of both κ_a and κ_c must be attributed to the phononic heat transport. We can even exclude a magnetic contribution to κ_c whereas for κ_a a small κ^{mag} may be present. Such a κ_a^{mag} may give rise to a part of the different temperature dependencies of κ_a and κ_c but it will play a minor role in the context of the double-peak structures. In order to explain these double-peak structures and their field dependencies we propose scattering of phonons by magnetic excitations as the cause. In this scenario the absence of a strong anisotropy of κ_a and κ_c

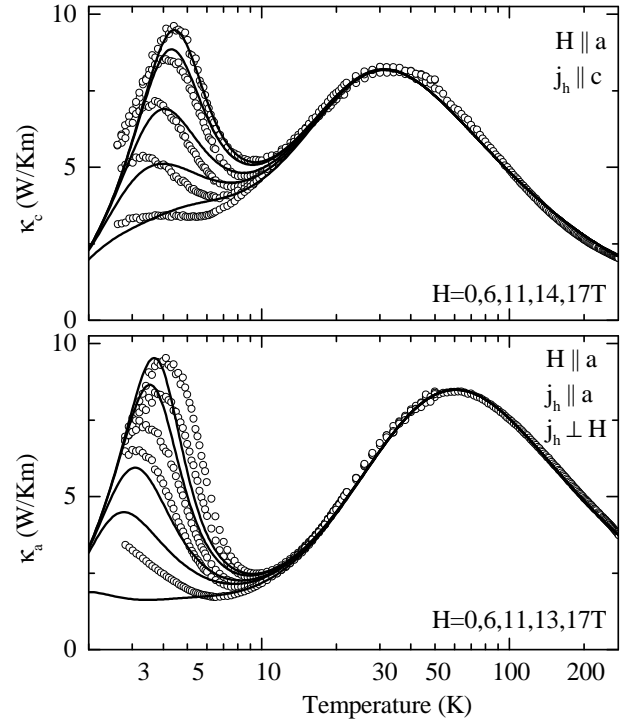


FIG. 2. Thermal conductivity κ_a (bottom panel) and κ_c (top panel) on a logarithmic temperature scale for various fields (see figure). On increasing field the low-T maximum is suppressed. Lines are theoretical curves of κ_a and κ_c calculated for the same magnetic fields via Eq. (1).

is easily understood, since the anisotropy arises either from an anisotropic spin-phonon coupling and/or the anisotropy of the phonon system itself. Both anisotropies are expected to be much weaker than the one of the 2D magnetic system. In addition, this scenario yields a straightforward explanation of the minima of κ_a and κ_c at the maxima of c^{mag} . The latter is the temperature derivative of the magnetic entropy and thus directly related to the number of magnetic excitations which serve as scatterers for the phonons.

For a quantitative description we fit our data by a Debye model for phonon thermal conductivity [22]

$$\kappa^{\text{ph}} = \frac{k_B}{2} \frac{v}{v} \frac{k_B}{h} \frac{1}{T^3} \int_0^{T_D} \frac{x^4 e^x}{(e^x - 1)^2} dx : \quad (1)$$

v is the sound velocity, T_D the Debye temperature, ω the phonon frequency, $x = \hbar\omega/k_B T$ and $\tau(\omega; T)$ the mean lifetime of a phonon. The latter is the inverse total scattering rate which is given by

$$\frac{1}{\tau} = \frac{1}{\tau_{\text{bd}}} + \frac{1}{\tau_{\text{pt}}} + \frac{1}{\tau_{\text{um}}} + \frac{1}{\tau_{\text{res}}} : \quad (2)$$

We use the standard relaxation rates for phonon heat transport: boundary scattering (τ_{bd}^{-1}), scattering by point defects (τ_{pt}^{-1}), and umklapp scattering (τ_{um}^{-1}) [23]. In view of the double-peak structure we are in need

of an additional scattering mechanism that lowers the phononic transport in a narrow temperature range. By this argument we are led to consider resonant scattering [22,24,25]. Its scattering rate $\frac{1}{\tau_{\text{res}}}$ for scattering from a two-level system with energy splitting ϵ_s is of the form

$$\frac{1}{\tau_{\text{res}}}(\omega) = C \frac{\omega^4 \frac{2}{\epsilon_s}}{(\omega^2 - \frac{2}{\epsilon_s})^2} F(T); \quad (3)$$

where C is the overall coupling strength between phonons and two-level system s ; $F(T)$ contains information on the state of the two-level system [22,24,25]. Scattering as in (3) is most active in a narrow energy range about ϵ_s making it the natural candidate to hinder transport processes in a certain temperature range.

Resonant scattering can be understood as follows. A phonon of energy ω is absorbed by the two-level system thereby exciting it. Then another phonon of the same energy ω is emitted. If the two-level system is a local object there is no directional correlation between the absorbed and the emitted phonon so that the net effect of such a process is the same as of point-like defects except for the frequency dependence of the matrix element $M_{k^0,k}(\omega) / \omega_s = (\frac{2}{\epsilon_s} - \omega^2)$.

No scattering may occur from the magnetic ground state, i.e. at $T = 0$, since it is a coherent, translational invariant state without momentum. Hence the creation of triplets from the ground state does not constitute an effective scattering channel. This theoretical point is backed by the experimental finding that ϵ_s in (3) must be of the order of 20 K whereas spin conservation would require the creation of at least two triplets implying significantly larger energies. It is necessary that there is already an excited triplet in order that another one can be created [12,14,21,26]. So the probability c_1 of finding a triplet due to thermal fluctuations is decisive. For local triplets one has $c_1 = 1 / [1 + m_1 \exp(-(\epsilon + 2v))]$ where $m_s = \sinh((2s+1)h/2) = \sinh(h/2)$ with $h = g_B H$. Here $v = 0$; note v will be used below.

Complete account of the state of the "germ" triplet and of its adjacent dimers [17] yields

$$F(T) = 2c_1 N_0 + N_1 + (N_0 - N_1)^2 \quad (4)$$

with the probabilities $N_0 = 1 - c_1$ of having a dimer in its singlet state and $N_1 = c_1/3$ of having a dimer in the triplet state with the correct S^z component. Note that the total S^z component is conserved in the scattering process. Hence the energy splitting ϵ_s occurring in Eq. (3) does not depend on the magnetic field applied.

In zero field Eqs. (3,4) yield an excellent fit (not shown) for $\epsilon_s = 20$ K. This small value gives a clear indication that strong binding effects occur. Quantitatively, it is known from theory [21] and from experiment [10,19] that in the $S = 1$ channel the lowest composite excitation (made from 2 elementary triplets) is found at about

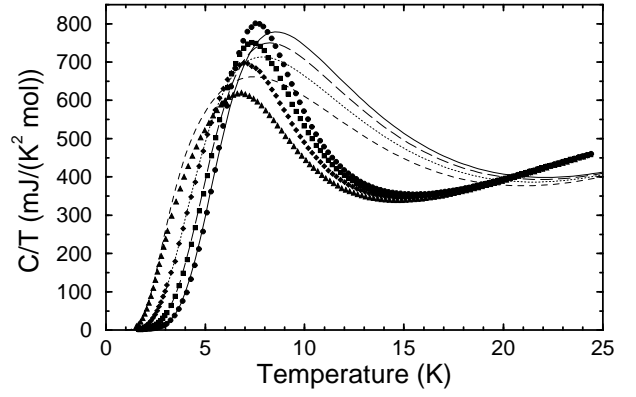


FIG. 3. Specific heat at $H = 0; 6; 9; 12$ T (descending peak height, $H \uparrow$). Points from Ref. [15]; lines from our theory.

4.7 meV which is just 1.7 meV (≈ 20 K) above the elementary gap at 3 meV. This gives strong support to results with $\epsilon_s = B \approx 20$ K (B binding energy).

But Eqs. (3,4) imply a much too strong decrease of the computed thermal conductivity on increasing magnetic field. So strong binding induces also another change. The energy of a composite singlet is almost equal to the elementary gap [21]. Such bound states may also serve as scattering centers ("germs") and, having $S = 0$, they will lower the sensitivity to magnetic field. Assuming a coupling $B S_a S_b$ between two triplets on adjacent dimers leads to the total energy $2\epsilon - 2B + 3v$; $2\epsilon - B + 3v$ and $2\epsilon + B + 3v$ for total spin 0; 1 and 2, respectively. We expect B to be ≈ 17 K so that $\epsilon_s = B$ holds and the composite singlet energy $2\epsilon - 2B$ is in the range of ≈ 35 K. The probability that a pair of adjacent dimers is in a state made of two triplets is given by $c_2 = 1 / (1 + 2m_1 \exp(-(\epsilon + 2v))) = Z$, where Z is the complete partition sum of the system of two dimers with the energies stated above for two triplets. The part with zero or one triplet is given in the numerator.

We achieve a theoretical description comprising single triplets with density per dimer n_1 and 2-triplet states with density per dimer n_2 . Exclusion effects are accounted for by $n_1 = c_1(1 - 4n_1 - 2n_2)$ and $n_2 = 2c_2(1 - 2n_1 - 3n_2)$ [17]. A repulsive interaction is dealt with on mean-field level leading to the additional field $v = R(n_1 + 3n_2/2)$ with $R = (J_1 - \epsilon)/2$. The expression for R stems from the consideration that the 1-triplet energy is lowered from J_1 to its actual value by virtual processes taking place on the two neighboring dimers. If these are blocked by other triplets an increase in energy results given by R [17].

To illustrate the validity of our model we use it to compute the specific heat for various magnetic fields. For the realistic parameters $\epsilon = 36$ K, $R = 18$ K (from $J_1 = 72$ K [21]) and $B = 17$ K we obtain the specific heat results depicted in Fig. 3. At low T the agreement is very good; position and height of the peak are considerably improved relative to the isolated dimer model [15].

At higher T we presume that the local model developed above is too simplistic since the dispersion [10,21] of the composite objects is neglected.

The resonant scattering, decisive for the thermal conductivity, is calculated in the same model with the same parameters. We obtain $\frac{1}{\kappa_{RS}} = C!^4 (A_1 + A_2)$ with

$$A_1 = \frac{2n_1(N_0 + N_1 + (N_0 - N_1)^2)(B)^2}{((B)^2 + !^2)^2} \quad (5a)$$

$$A_2 = \frac{3n_2(N_0 + N_1 + 2(N_0 - N_1)^2)}{(B^2 + !^2)^2} \quad (5b)$$

where $N_1 = (n_1 + 3n_2)/2 = 3$ and $N_0 = 1 - 3N_1$.

Using this $\frac{1}{\kappa_{RS}}$ together with the usual scattering rates (2) we fit the experimental κ_a and κ_c by Eq. (1). The sound velocity ($v = 7600$ m/s) along the a -direction and $T_D = 453$ K are calculated from the measured elastic constant c_{11} [27]. Due to the lack of experimental data of c_{33} we take the same velocity for the t of κ_c . The relaxation rate $\frac{1}{\tau_{bd}}$ is then obtained by $\frac{1}{\tau_{bd}} = v/L$ with the characteristic sample lengths $L = 0.75$ mm (κ_a) and 0.5 mm (κ_c) of the two samples. The point defect scattering rate is given by $\frac{1}{\tau_{pt}} = P!^4$ and the phonon umklapp scattering rate is approximated by $\frac{1}{\tau_{um}} = UT!^3 \exp \frac{B}{UT}$ [23]. Since the gap Δ , the binding energy B , and the interaction R are determined from the specific heat there remain only four adjustable parameters (P, U, μ , and C).

As shown in Fig. 2 our model yields an almost perfect fit of the measured κ_c (for $H = 0$) over the entire T range. Above 10 K this nearly perfect agreement is also present for κ_a whereas below 10 K a slight T shift (~ 1 K) between κ_t and experimental data occurs. We use $P = 7.7 \cdot 10^{43} \text{ s}^3$ ($7.9 \cdot 10^{43} \text{ s}^3$), $U = 2.6 \cdot 10^{31} \text{ s}^2/\text{K}$ ($5.7 \cdot 10^{31} \text{ s}^2/\text{K}$), $\mu = 5$ (10), and $C = 3.35 \cdot 10^3$ ($1.15 \cdot 10^3$) for the calculation of κ_a (κ_c). These values are reasonable for an insulator and lie in the same range of magnitude as those found e.g. in the spin ladders [6]. Differences for κ_a and κ_c are expected because of the anisotropic crystal structure.

Accounting for the Zeeman splitting in c_1 and c_2 , we calculate κ_a and κ_c for magnetic fields without further parameter adjustment. Using $g = 2.07$ [9], our model reproduces the overall influence of the magnetic field very well. The high T maxima remain unchanged whereas the low T maxima are continuously suppressed. Again the agreement between calculated and experimental values is better for κ_c than for κ_a . Whereas the field influence on κ_a is slightly overestimated by our model the experimental values of κ_c are even quantitatively reproduced up to the highest field.

In the calculations, one can switch off the resonant scattering by setting $C = 0$ thereby considering a hypothetical pure ph without scattering on magnetic excitations. As shown in the inset of Fig. 1 the calculated ph are much larger than the experimental ones. As ex-

pected for resonant scattering the damping of the phonon heat transport is most pronounced for $T \sim T_s$. Note, however, that even at room temperature the suppression is still sizeable. This strong damping gives further evidence for the presence of a large spin phonon coupling in $\text{SrCu}_2(\text{BO}_3)_2$ as has been inferred before from sound wave anomalies [27].

In summary, we presented measurements of the temperature and the magnetic field dependence of the thermal conductivity in $\text{SrCu}_2(\text{BO}_3)_2$ which is a realization of a Shastry-Sutherland model. A characteristic double-peak structure is observed as it occurs also in many other low-dimensional spin systems. The two dimensional magnetic system allows to identify phonons unambiguously as the carriers for heat transport perpendicular to the magnetic planes. Although a small magnetic contribution cannot be ruled out, the phonons also play the dominant role for the heat transport within the planes because of the local nature of the magnetic excitations. Our quantitative analysis establishes that the double-peak structures arise from resonant scattering of phonons on the magnetic excitations. This gives evidence for strong spin-phonon coupling. Therefore, we call for further investigations whether the same mechanism is at work in other low-dimensional spin systems.

We acknowledge useful discussions with E. Müller-Hartmann, M. G. Günther and A. P. Kampf. This work was supported by the Deutsche Forschungsgemeinschaft in SFB 341 and in SP 1073.

-
- [1] Y. Nakamura et al, Physica 185-189, 1409 (1991).
 - [2] J. L. Cohn et al, Phys. Rev. B 52, R13134 (1995).
 - [3] O. Baberski et al, Europhys. Lett. 44, 335 (1998).
 - [4] Y. Ando et al, Phys. Rev. B 58, R2913 (1998).
 - [5] A. N. Vasil'ev et al, Phys. Rev. Lett. 81, 1949 (1998).
 - [6] A. V. Solgubenko et al, Phys. Rev. Lett. 84, 2714 (2000).
 - [7] H. Kageyama et al, Phys. Rev. Lett. 82, 3168 (1999).
 - [8] B. S. Shastry and B. Sutherland, Physica 108B, 1069 (1981).
 - [9] H. Kageyama et al, J. Phys. Soc. Jpn. 68, 1821 (1999).
 - [10] H. Kageyama et al, Phys. Rev. Lett. 84, 5876 (2000).
 - [11] S. Miyahara and K. Ueda, Phys. Rev. Lett. 82, 3701 (1999).
 - [12] Z. Weihong et al, Phys. Rev. B 60, 6608 (1999).
 - [13] E. Müller-Hartmann et al, Phys. Rev. Lett. 84, 1808 (2000).
 - [14] C. Knetter et al, J. Phys.: Condens. Matter 12, 9069 (2000).
 - [15] H. Kageyama et al, Sov. Phys. JETP 90, 129 (2000).
 - [16] H. Kageyama et al, J. Crystal Growth 206, 65 (1999).
 - [17] Details will be presented in a forthcoming publication.
 - [18] R. Berman, Thermal Conduction in Solids (Clarendon

Press, Oxford, 1976).

- [19] H. Nojiri et al., J. Phys. Soc. Jpn. 68, 2907 (1999).
- [20] P. Lemmens et al., Phys. Rev. Lett. 85, 2605 (2000).
- [21] C. Knetter et al., Phys. Rev. Lett. 85, 3958 (2000).
- [22] Neelamani and G. S. Verma, Phys. Rev. B 6, 3509 (1972).
- [23] P. G. Klemmens, in Solid State Physics, edited by H. Ehrenreich, F. Seitz, and D. Turnbull (Academic, New York, 1958), Vol. 7.
- [24] V. Roundy and D. L. Mills, Phys. Rev. B 41, 3703 (1990).
- [25] G. A. Toombs and F. W. Sheard, J. Phys.: Condens. Matter 6, 1467 (1973).
- [26] S. Miyahara and K. Ueda, Phys. Rev. B 61, 3417 (2000).
- [27] S. Zherlitsyn et al., Phys. Rev. B 62, 6097 (2001).